

# Standard Products

2022-2023 Precast Catalogue



Photo Courtesy of Walter Tychnowicz - Town of Canmore Medians

# TABLE OF CONTENTS

## UTILITY PRODUCTS

Product No: 9200.....	3	Product No: 9210COC-6 .....	15	Product No: 9218.....	27
Product No: 9200COC.....	4	Product No: 9211 .....	16	Product No: 9219.....	28
Product No: 9200COC-6 .....	5	Product No: 9212PB.....	17	Product No: 9221.....	29
Product No: 9201.....	6	Product No: 9213PB.....	18	Product No: 9222.....	30
Product No: 9207.....	7	Product No: 9208.....	19	Product No: 9223.....	31
Product No: 9203.....	8	Product No: 9208A1 .....	20	Product No: 9223COC.....	32
Product No: 9204.....	9	Product No: 9208A2 .....	21	Product No: 9224.....	33
Product No: 9205.....	10	Product No: 9213TB.....	22	Product No: 9225.....	34
Product No: 9206.....	11	Product No: 9214.....	23	Product No: 9226.....	35
Product No: 9207.....	12	Product No: 9215.....	24	Product No: 9226.....	36
Product No: 9209.....	13	Product No: 9216.....	25		
Product No: 9210COC.....	14	Product No: 9217.....	26		

## CONSTRUCTION PRODUCTS

Product No: 9301.....	39	Product No: 9020ENG.....	57	Product No: 9054B/9054M/9054E.....	75
Product No: 9302.....	40	Product No: 9021ENG.....	58	Product No: 9055B .....	76
Product No: 9303.....	41	Product No: 9050B .....	59	Product No: 9055M.....	77
Product No: 9304.....	42	Product No: 9050M.....	60	Product No: 9055E .....	78
Product No: 9001-3 .....	43	Product No: 9050B/9050M .....	61	Product No: 9055B/9055M/9055E.....	79
Product No: 9001-6 .....	44	Product No: 9051B .....	62	Product No: 9320.....	80
Product No: 9001-8 .....	45	Product No: 9051M.....	63	Product No: 9321.....	81
Product No: 9001-10 .....	46	Product No: 9051B/9051M .....	64	Product No: 9322.....	82
Product No: 9001-3 to 10 .....	47	Product No: 9052B .....	65	Product No: 9327.....	83
Product No: 9003.....	48	Product No: 9052M.....	66	Product No: 9328-9329H.....	84
Product No: 9004.....	49	Product No: 9052B/9052M .....	67	Product No: 93350.....	85
Product No: 9005.....	50	Product No: 9053B .....	68	Product No: 9335C.....	86
Product No: 9006.....	51	Product No: 9053M.....	69	Product No: 9337.....	87
Product No: 9007.....	52	Product No: 9053E .....	70	Product No: 9338.....	88
Product No: 9011 .....	53	Product No: 9053B/9053M/9053E.....	71	Product No: 9339.....	89
Product No: 9012.....	54	Product No: 9054B .....	72	Product No: 9340.....	90
Product No: 9013F .....	55	Product No: 9054M.....	73	Product No: 9341.....	91
Product No: 9014F .....	56	Product No: 9054E .....	74	Product No: 9346/9347.....	92

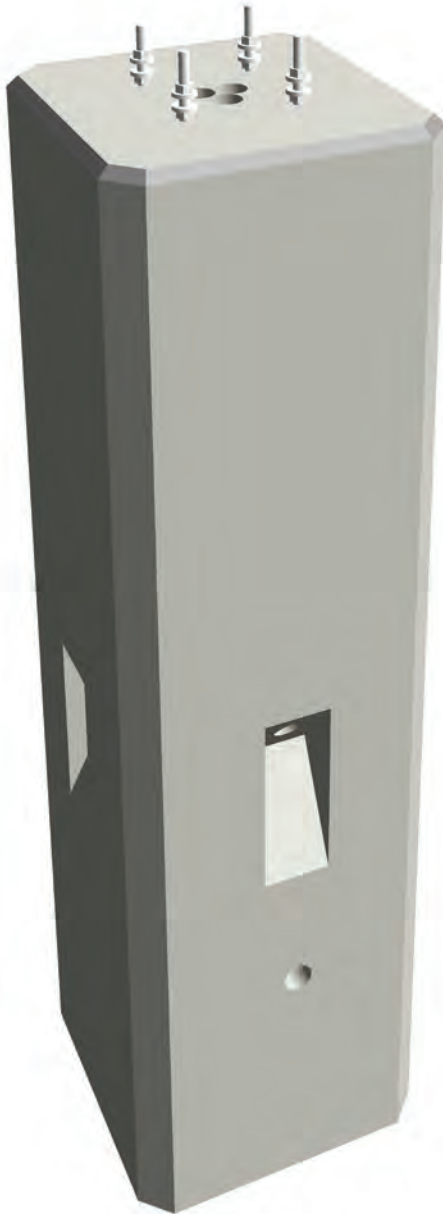
## PULL BOX AND VAULT PRODUCTS

Product No: 1031.....	95	Product No: 1050/1051-E.....	110	Product No: 1220.....	127
Product No: 1031.....	96	Product No: 1050/1051-T .....	111	Product No: 1230.....	128
Product No: 1034.....	97	Product No: 1050/1051-T .....	112	Product No: 1230.....	129
Product No: 1034L-F .....	98	Product No: 1060/1061.....	113	Product No: 1240.....	130
Product No: 1034L-H.....	99	Product No: 1060/1061.....	114	Product No: 1240.....	131
Product No: 1034R-150.....	100	Product No: 1070.....	115	Product No: 1400.....	132
Product No: 1034L-H/1034LF/1034R-150/1034... 101		Product No: 1110-1140 .....	116	Product No: 1400.....	133
Product No: 10345.....	102	Product No: 1110 .....	117	Product No: 1500.....	134
Product No: 1035L-F .....	103	Product No: 1110 .....	118	Product No: 1500.....	135
Product No: 1035L-H.....	104	Product No: 1120.....	119	Product No: 1520-1540 .....	136
Product No: 1035R-150.....	105	Product No: 1120.....	120	Product No: 1520.....	137
Product No: 1035L-H/1035L-F/1035R-150/1035.. 106		Product No: 1130.....	121	Product No: 1530.....	138
Product No: 1050/1051.....	107	Product No: 1130.....	122	Product No: 1540.....	139
Product No: 1050/1051.....	108	Product No: 1140.....	123	Product No: 1300.....	140
Product No: 1050/1051-E .....	109	Product No: 1140.....	124	Product No: 1301/1302/1303.....	141
		Product No: 1220-1240 .....	125	Product No: 3606-3642 .....	142
		Product No: 1220.....	126		

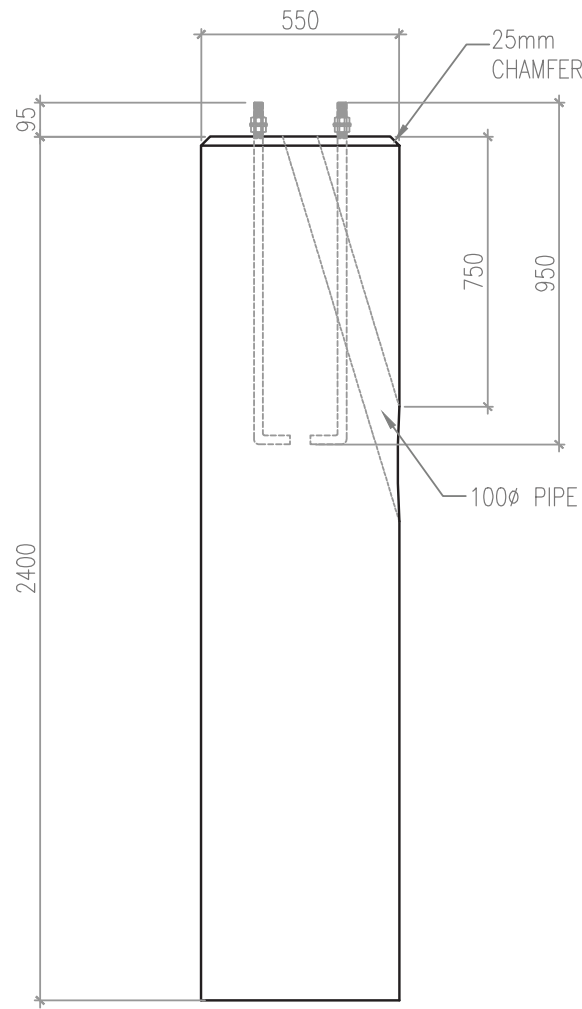
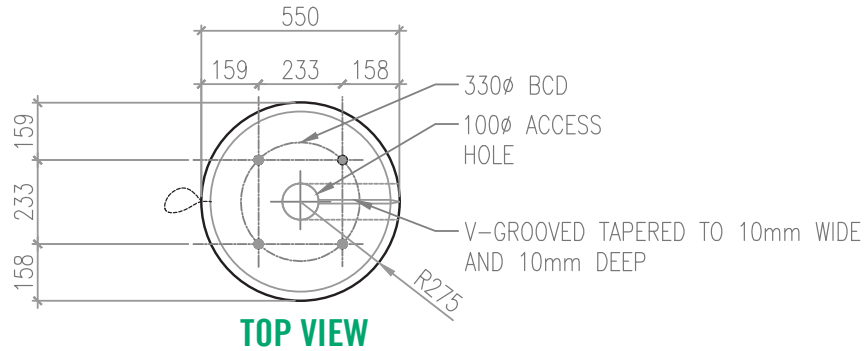
## PRECAST TRENCH SYSTEM

Product No: 9510/9520/9530.....	145	Product No: 9540/9550/9560.....	147	Product No: 9570/9580/9590.....	149
Product No: 9511/9521/9531 .....	146	Product No: 9541/9551/9561.....	148	Product No: 9571/9581/9591.....	150

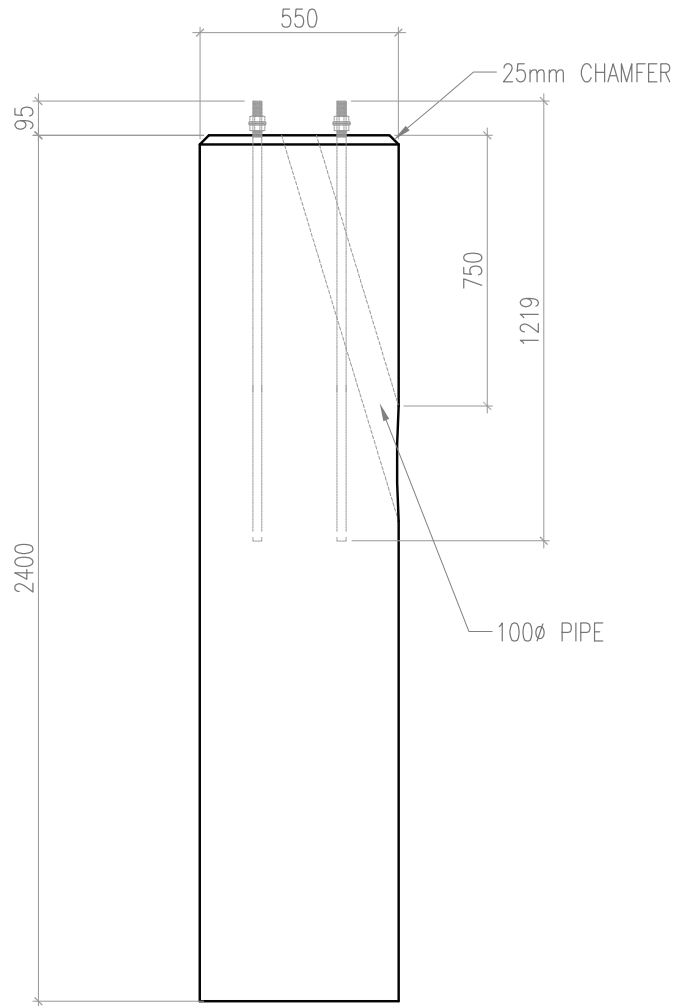
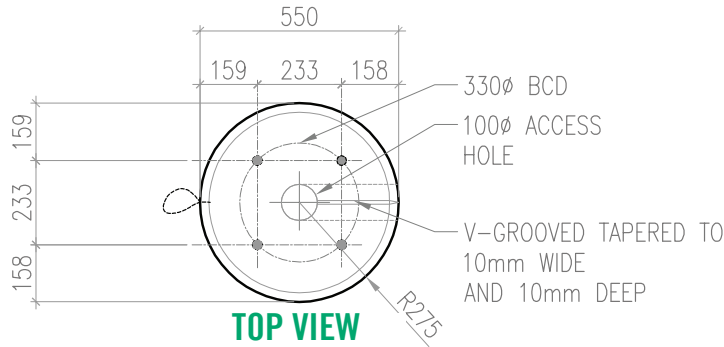
# UTILITY PRODUCTS



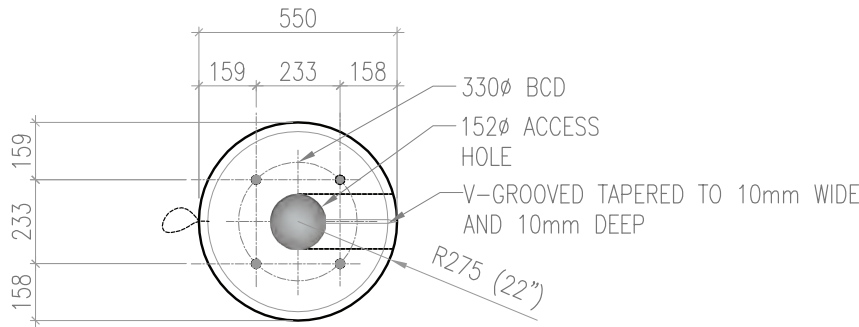




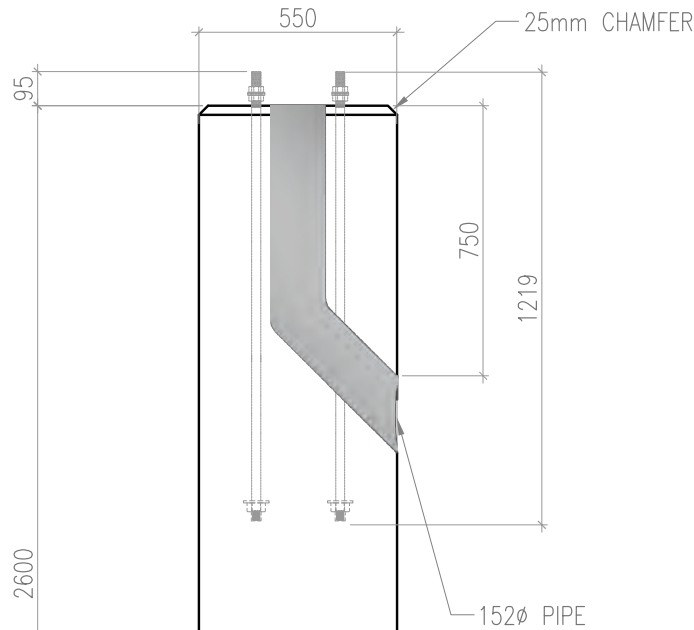
<b>CONCRETE:</b>	<b>MANUFACTURING REQUIREMENTS:</b>	BOLT: 25mmØ (1") X 48" (950mm) LG. HD GALVANIZED
FINISH - SMOOTH COLOR - GREY 28 DAY - 30 MPa (TYPE HSb) MASS - 1370kg. (3010 lbs.)	CSA STANDARD: A23.4 (APPENDIX A&B) PCI STANDARD: MNL - 116/117 CPCI STANDARD: GROUP D - CATEGORY	NOTE: BCD, BOLTS AND ACCESS HOLE CAN BE CUSTOMIZED AS PER REQUEST (EXTRA CHARGE APPLIES). ALL DIMENSIONS ARE IN MILLIMETERS



<b>CONCRETE:</b>		<b>MANUFACTURING REQUIREMENTS:</b>		BOLT: 25mmØ (1") X 48" (1219mm) LG. HD GALVANIZED NOTE: BCD, BOLTS AND ACCESS HOLE CAN BE CUSTOMIZED AS PER REQUEST (EXTRA CHARGE APPLIES). ALL DIMENSIONS ARE IN MILLIMETERS
FINISH - SMOOTH COLOR - GREY 28 DAY - 30 MPa (TYPE HSb) MASS - 1370kg. (3010 lbs.)	CSA STANDARD A23.4 (APPENDIX A&B) PCI STANDARD MNL - 116/117 CPCI STANDARD GROUP D - CATEGORY			
<b>EXTERNAL REF.: CITY OF CALGARY</b>				<b>ITEM NO. 139576 TYPE C - COC</b>



**TOP VIEW**

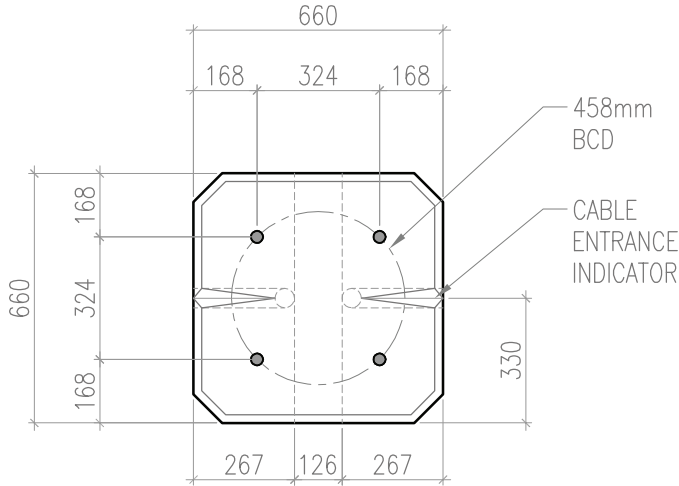


**SIDE VIEW**

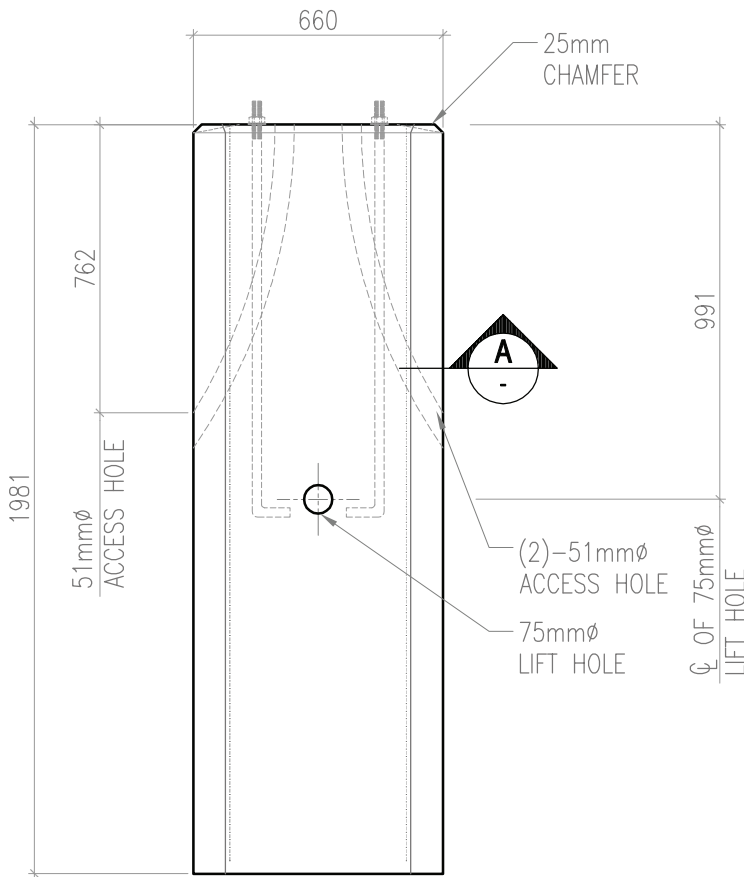


**ISOMETRIC**

<b>CONCRETE:</b>		<b>MANUFACTURING REQUIREMENTS:</b>		BOLT: 25mmØ (1") X 48" (1219mm) LG. HD GALVANIZED NOTE: BCD, BOLTS AND ACCESS HOLE CAN BE CUSTOMIZED AS PER REQUEST (EXTRA CHARGE APPLIES). ALL DIMENSIONS ARE IN MILLIMETERS
FINISH - SMOOTH COLOR - GREY 28 DAY - 30 MPa (TYPE HSb) MASS - 1560kg. (3440 lbs.)		CSA STANDARD: A23.4 (APPENDIX A&B) PCI STANDARD: MNL - 116/117 CPCI STANDARD: GROUP D - CATEGORY		
				EXTERNAL REF.: CITY OF CALGARY ITEM NO: 194786 TYPE C - 6" DUCT COC



**TOP VIEW**



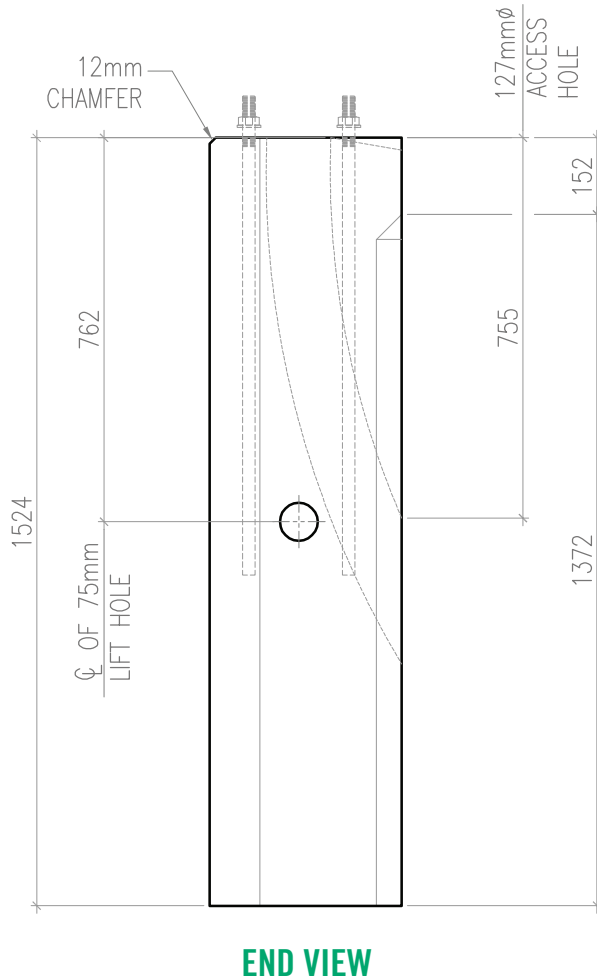
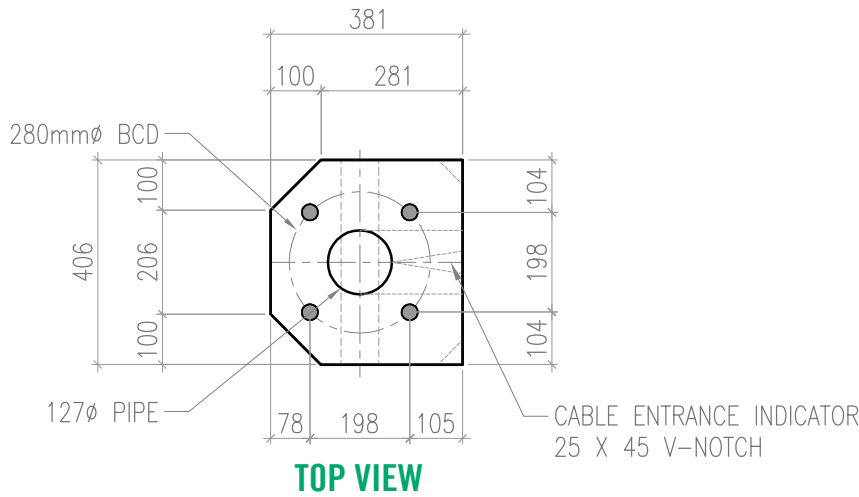
**ELEVATION**



**ISOMETRIC VIEW**

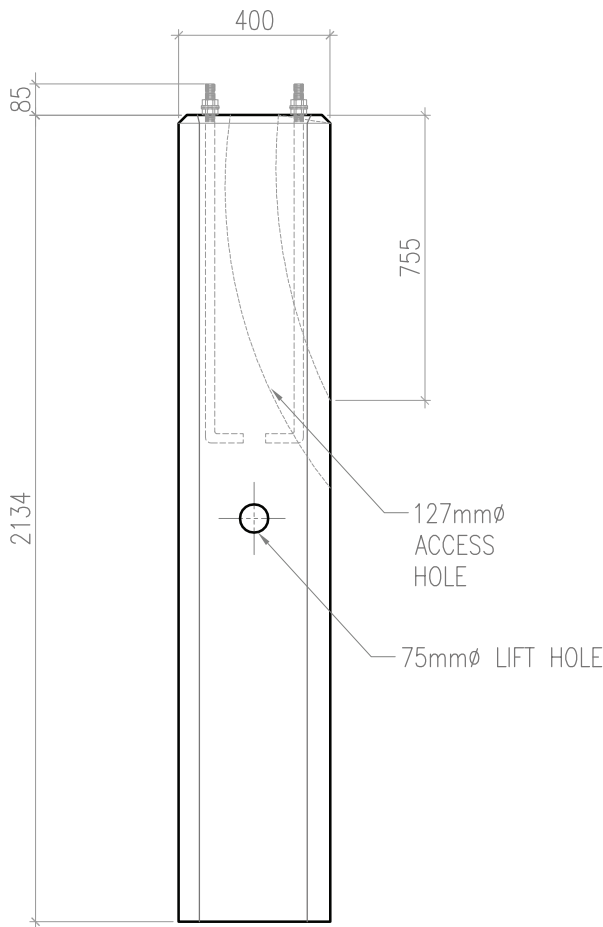
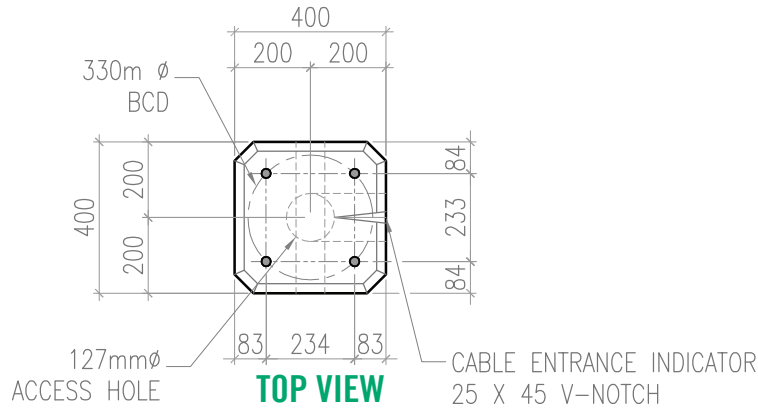
<b>CONCRETE:</b>	<b>MANUFACTURING REQUIREMENTS:</b>	BOLT: N.C. THREAD (35mm) 1 3/8" X 42" LG. HD GALVANIZED  NOTE: BCD, BOLTS AND ACCESS HOLE CAN BE CUSTOMIZED AS PER REQUEST (EXTRA CHARGE APPLIES). ALL DIMENSIONS ARE IN MILLIMETERS
FINISH - SMOOTH COLOR - GREY 28 DAY - 30 MPa (TYPE HSb) MASS - 2000kg. (4410 lbs.)	CSA STANDARD: A23.4 (APPENDIX A&B) PCI STANDARD: MNL - 116/117 CPCI STANDARD: GROUP D - CATEGORY	
		<b>EXTERNAL REF.:</b> <b>FORTIS 755-0218</b>



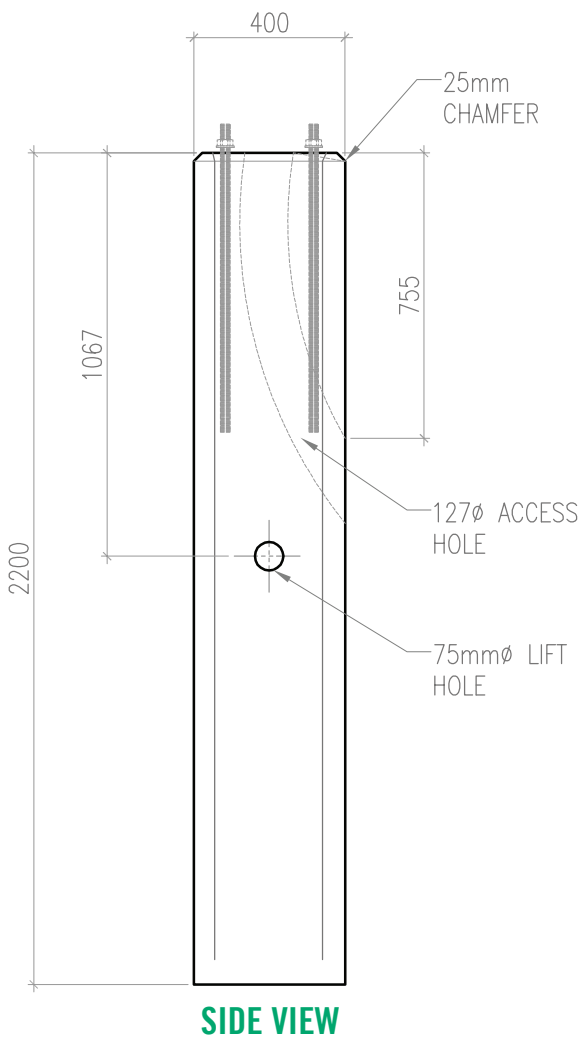
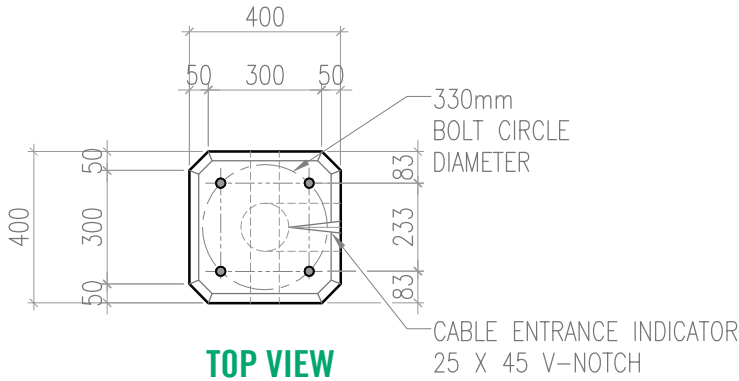


<b>CONCRETE:</b>	<b>MANUFACTURING REQUIREMENTS:</b>	BOLT: N.C. 25mmØ (1 ") X 36 1/2" LG. H.D. GALVANIZED ON THREADED END
FINISH - SMOOTH COLOR - GREY 28 DAY - 30 MPa (TYPE HSb) MASS - 500kg. (1102 lbs.)	CSA STANDARD: A23.4 (APPENDIX A&B) PCI STANDARD: MNL - 116/117 CPCI STANDARD: GROUP D - CATEGORY	NOTE: BCD, BOLTS AND ACCESS HOLE CAN BE CUSTOMIZED AS PER REQUEST (EXTRA CHARGE APPLIES). ALL DIMENSIONS ARE IN MILLIMETERS
		<b>EXTERNAL REF.:</b> FORTIS 755 0205

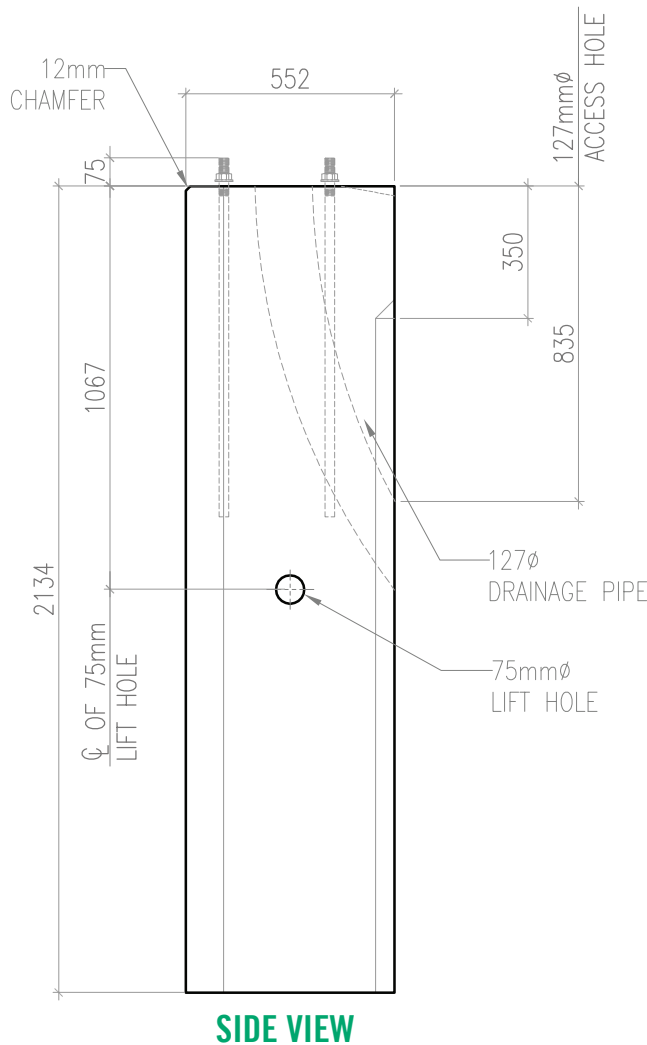
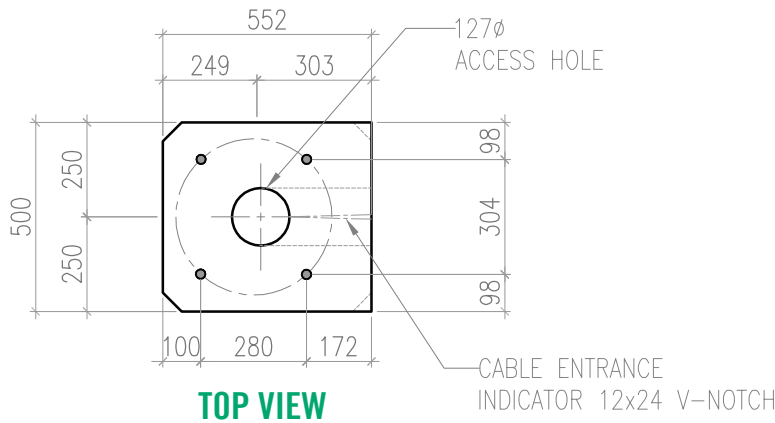
SAP NO.	BCD
LPB 9203	BCD 330
LPB 920310	BCD 279
LPB 920311	BCD 254
LPB 920313	BCD 279



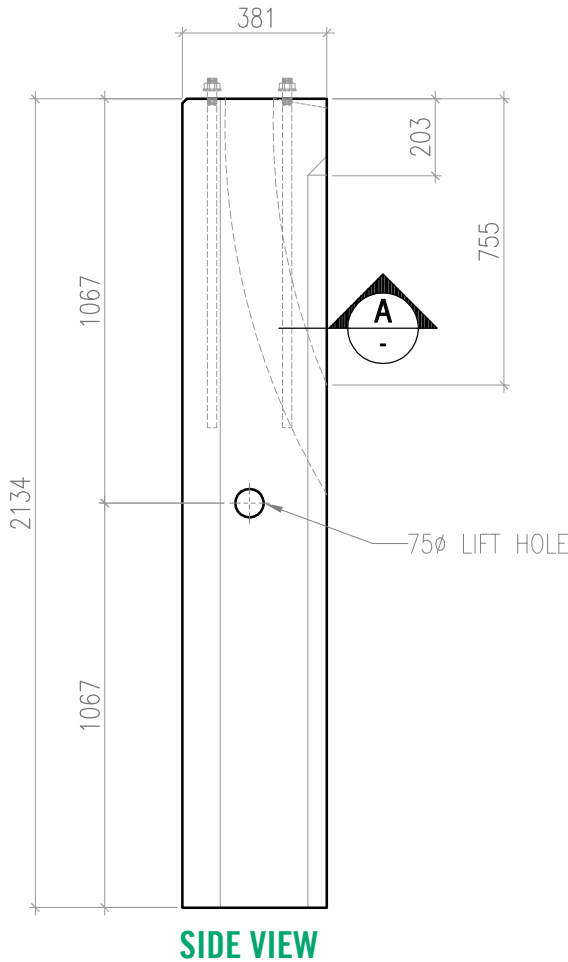
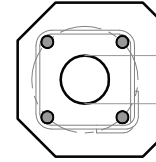
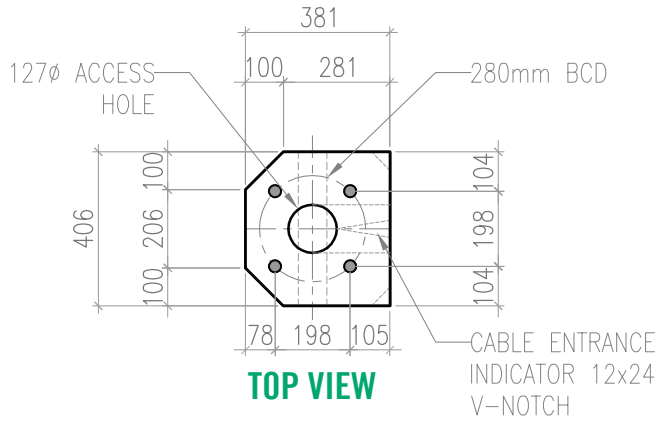
CONCRETE:	MANUFACTURING REQUIREMENTS:	
FINISH - SMOOTH COLOR - GREY 28 DAY - 30 MPa (TYPE HSb) MASS - 745kg. (1645 lbs.)	CSA STANDARD: A23.4 (APPENDIX A&B) PCI STANDARD: MNL - 116/117 CPCI STANDARD: GROUP D - CATEGORY	BOLT: N.C. THREAD (25mm) 1"Ø x 36 1/2" LONG BOLT H.D. GALVANIZED ON THREADED END  NOTE: BCD (10",11",13"), BOLTS AND ACCESS HOLE CAN BE CUSTOMIZED AS PER REQUEST (EXTRA CHARGE APPLIES). ALL DIMENSIONS ARE IN MILLIMETERS
		<b>FORTIS 755 0208 - 13"</b>
		<b>EPCOR 11384 -10"Ø BCD LPB920310</b>
		<b>EPCOR 11385 -11"Ø BCD LPB920311</b>



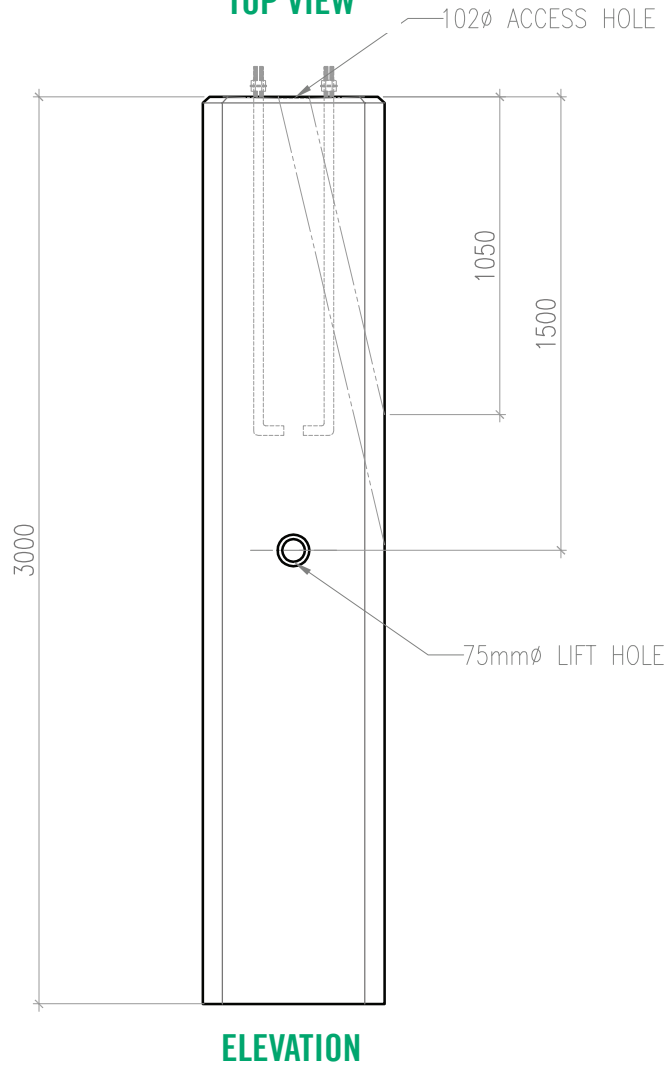
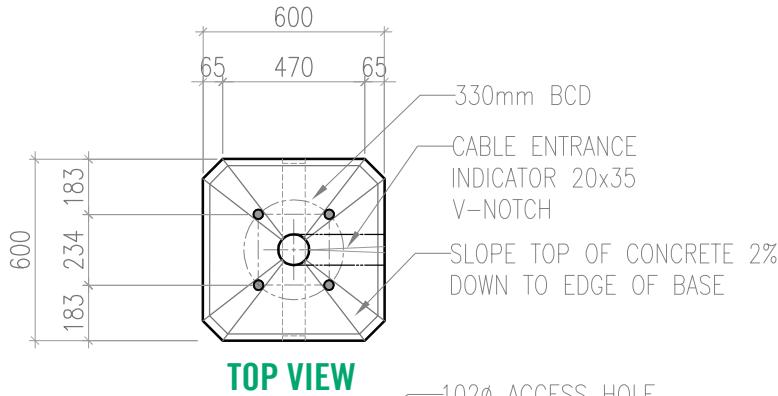
<b>CONCRETE:</b>	<b>MANUFACTURING REQUIREMENTS:</b>	BOLT: N.C. THREAD (25mm) 1" $\phi$ x 32" LONG ALL THREAD BOLT H.D. GALVANIZED
FINISH - SMOOTH COLOR - GREY 28 DAY - 30 MPa (TYPE HSb) MASS - 745kg. (1645 lbs.)	CSA STANDARD: A23.4 (APPENDIX A&B) PCI STANDARD: MNL - 116/117 CPCI STANDARD: GROUP D - CATEGORY	NOTE: BCD (10", 11", 13"), BOLTS AND ACCESS HOLE CAN BE CUSTOMIZED AS PER REQUEST (EXTRA CHARGE APPLIES). ALL DIMENSIONS ARE IN MILLIMETERS
		<b>EXTERNAL REF.:</b> FORTIS 755-0209



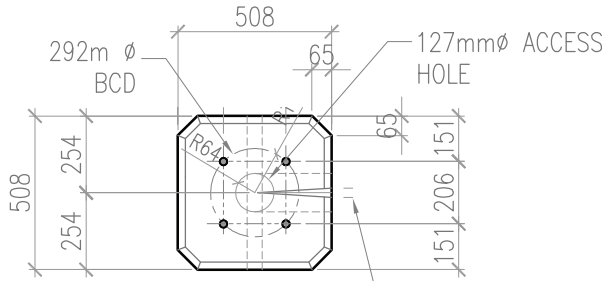
<b>CONCRETE:</b>	<b>MANUFACTURING REQUIREMENTS:</b>	BOLT: N.C. THREAD (25mm) 1"Ø x 32" LONG ALL THREAD BOLT H.D. GALVANIZED
FINISH - SMOOTH COLOR - GREY 28 DAY - 30 MPa (TYPE HSb) MASS - 1300kg. (2865 lbs.)	CSA STANDARD: A23.4 (APPENDIX A&B) PCI STANDARD: MNL - 116/117 CPCI STANDARD: GROUP D - CATEGORY	NOTE: BCD (10",11",13"), BOLTS AND ACCESS HOLE CAN BE CUSTOMIZED AS PER REQUEST (EXTRA CHARGE APPLIES). ALL DIMENSIONS ARE IN MILLIMETERS
		<b>EXTERNAL REF.:</b> EPCOR 24985



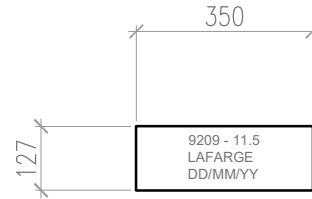
<b>CONCRETE:</b>	<b>MANUFACTURING REQUIREMENTS:</b>	BOLT: N.C. THREAD (25mm) 1"Ø x 36 1/2" LONG BOLT H.D. GALVANIZED ON THREADED END. ERECTION IRON: INCLUDES GALV. NUT, SPRING LOCK WASHER & FLAT WASHER  NOTE: BCD (10", 11", 13"), BOLTS AND ACCESS HOLE CAN BE CUSTOMIZED AS PER REQUEST (EXTRA CHARGE APPLIES). ALL DIMENSIONS ARE IN MILLIMETERS.
FINISH - SMOOTH COLOR - GREY 28 DAY - 30 MPa (TYPE HSb) MASS - 730kg. (1610 lbs.)	CSA STANDARD: A23.4 (APPENDIX A&B) PCI STANDARD: MNL - 116/117 CPCI STANDARD: GROUP D - CATEGORY	
<b>EXTERNAL REF.:</b>		<b>FORTIS 755-0204</b>



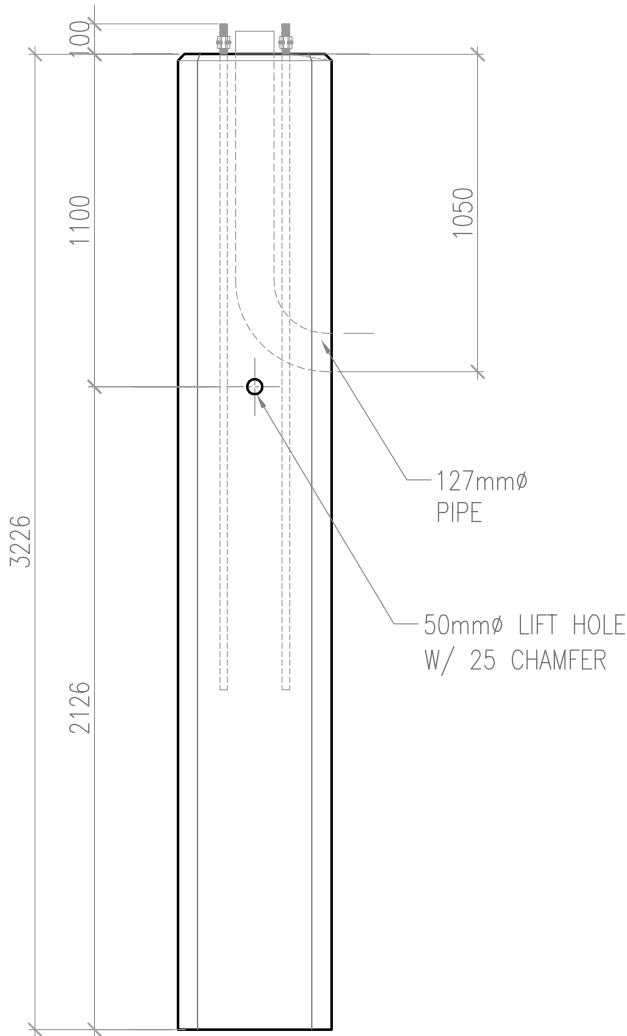
<b>CONCRETE:</b>		<b>MANUFACTURING REQUIREMENTS:</b>	BOLT: N.C. 32mmØ (1 ¼") X 48" LG. A325 HD GALVANIZED
FINISH - SMOOTH		CSA STANDARD: A23.4 (APPENDIX A&B) PCI STANDARD: MNL - 116/117 CPCI STANDARD: GROUP D - CATEGORY	NOTE: BCD, BOLTS AND ACCESS HOLE CAN BE CUSTOMIZED AS PER REQUEST (EXTRA CHARGE APPLIES). ALL DIMENSIONS ARE IN MILLIMETERS
COLOR - GREY			
28 DAY - 30 MPa (TYPE HSb)			
MASS - 2535kg. (5580 lbs.)			
			<b>EXTERNAL REF.: - AT</b>
			<b>FORTIS AT - TCS - E - 601.2</b>



**TOP VIEW**



**ID STAMP**

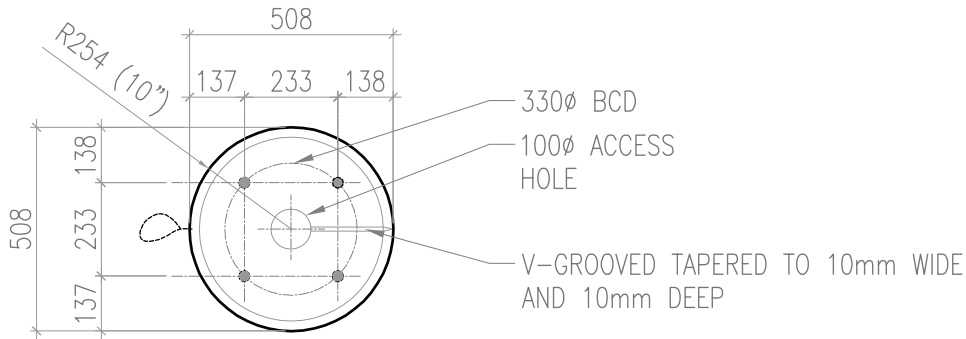


**END VIEW**

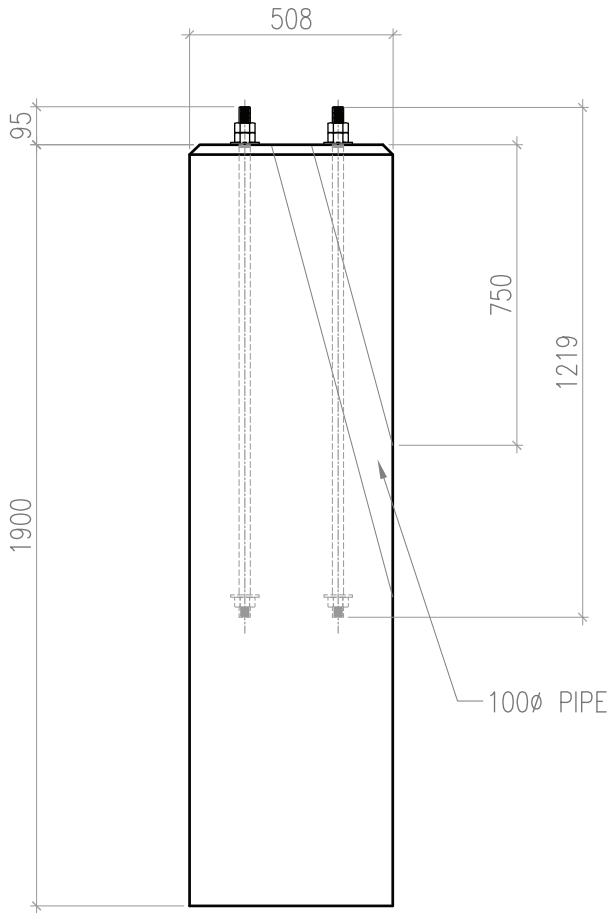


**ISOMETRIC VIEW**

<b>CONCRETE:</b>	<b>MANUFACTURING REQUIREMENTS:</b>	BOLT: N.C. THREAD (25mm) 1"Ø GALVANIZED ANCHOR-BOLTS. ERECTION IRON: INCLUDES GALV. NUT, SPRING LOCK WASHER & FLAT WASHER  NOTE: BCD, BOLTS AND ACCESS HOLE CAN BE CUSTOMIZED AS PER REQUEST (EXTRA CHARGE APPLIES). ALL DIMENSIONS ARE IN MILLIMETERS
FINISH - SMOOTH COLOR - GREY 28 DAY - 30 MPa (TYPE HSb) MASS - 1870kg. (4125 lbs.)	CSA STANDARD: A23.4 (APPENDIX A&B) PCI STANDARD: MNL - 116/117 CPCI STANDARD: GROUP D - CATEGORY	
		<b>EXTERNAL REF.:</b> <b>EPCOR: 11386</b>



**TOP VIEW**



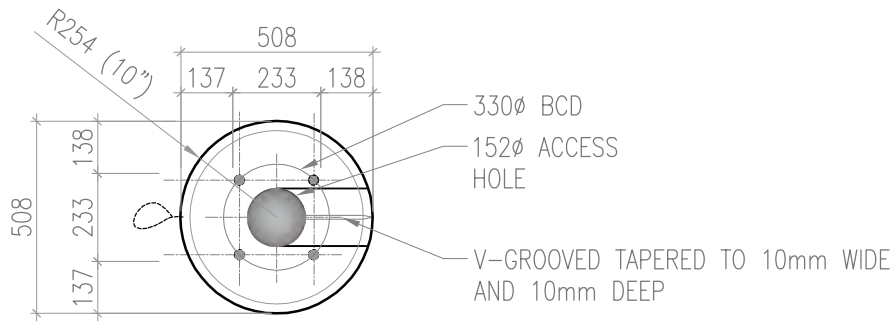
**SIDE VIEW**



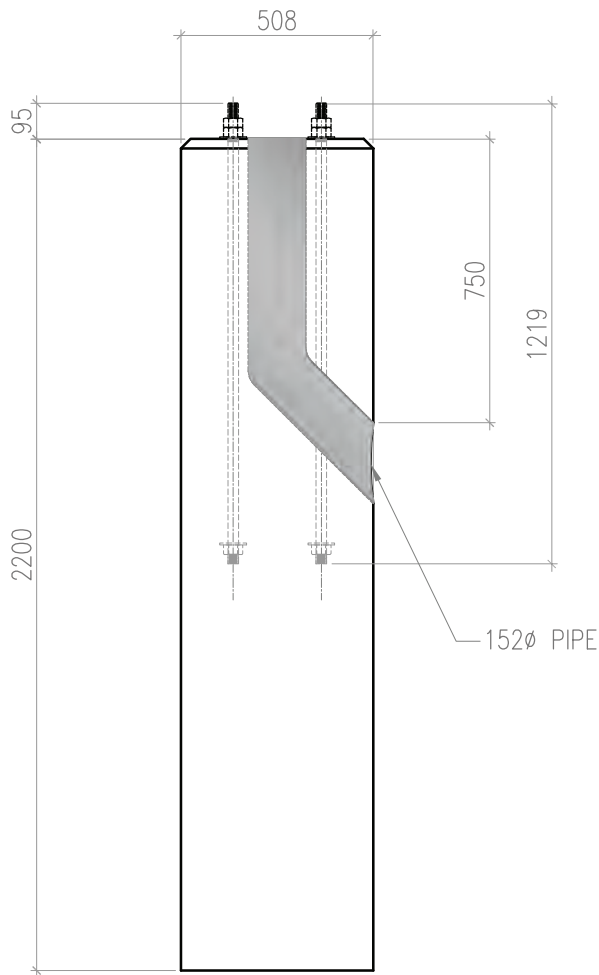
**ISOMETRIC VIEW**

<b>CONCRETE:</b>	<b>MANUFACTURING REQUIREMENTS:</b>	BOLT: 25mmØ (1") X 48" (1219mm) LG. ASTM 325
FINISH - SMOOTH COLOR - GREY 28 DAY - 30 MPa (TYPE HSb) MASS - 946kg. (2084 lbs.)	CSA STANDARD: A23.4 (APPENDIX A&B) PCI STANDARD: MNL - 116/117 CPCI STANDARD: GROUP D - CATEGORY	NOTE: BCD, BOLTS AND ACCESS HOLE CAN BE CUSTOMIZED AS PER REQUEST (EXTRA CHARGE APPLIES). ALL DIMENSIONS ARE IN MILLIMETERS
		EXTERNAL REF.: CITY OF CALGARY 139578 TYPE B COC





**TOP VIEW**

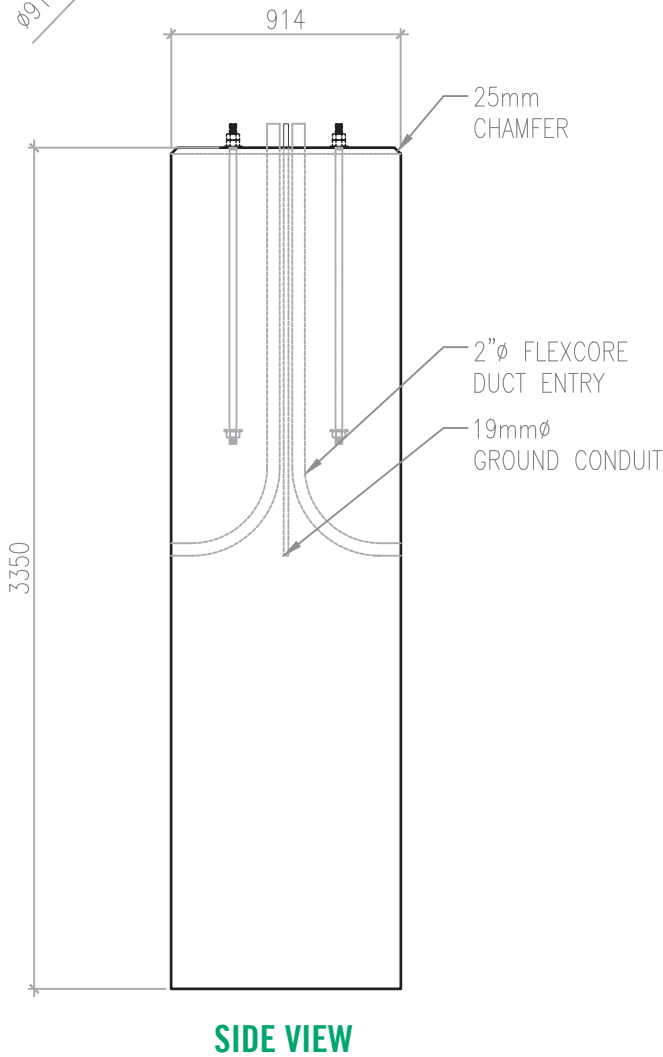
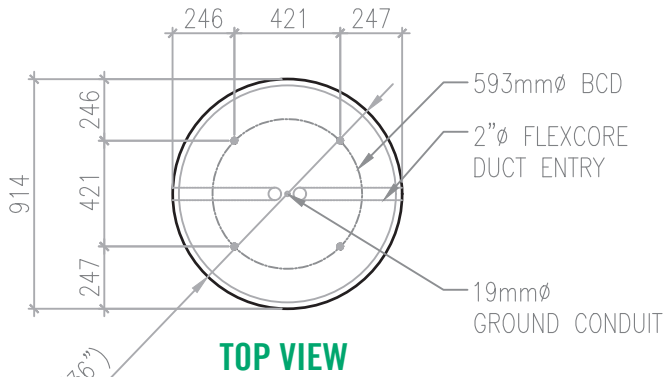


**SIDE VIEW**

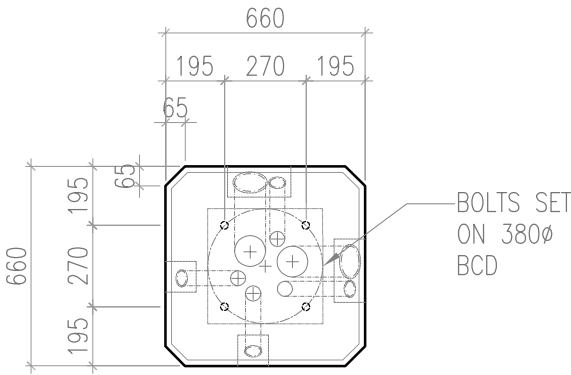


**ISOMETRIC VIEW**

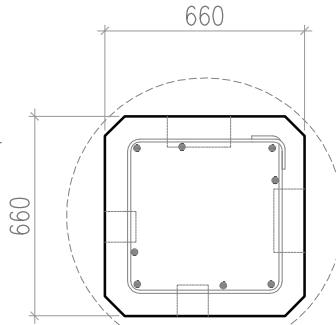
<b>CONCRETE:</b>	<b>MANUFACTURING REQUIREMENTS:</b>	BOLT: 25mmØ (1") X 48" (1219mm) LG. ASTM 325
FINISH - SMOOTH COLOR - GREY 28 DAY - 30 MPa (TYPE HSb) MASS - 1060kg. (2340 lbs.)	CSA STANDARD: A23.4 (APPENDIX A&B) PCI STANDARD: MNL - 116/117 CPCI STANDARD: GROUP D - CATEGORY	NOTE: BCD, BOLTS AND ACCESS HOLE CAN BE CUSTOMIZED AS PER REQUEST (EXTRA CHARGE APPLIES). ALL DIMENSIONS ARE IN MILLIMETERS
		EXTERNAL REF.: CITY OF CALGARY
		ITEM NO. 194785 TYPE B - 6" DUCT COC



<b>CONCRETE:</b>		<b>MANUFACTURING REQUIREMENTS:</b>		BOLT: 25.4 mm $\varnothing$ X 1219 LG ASTM A325 GALV. ANCHOR BOLT  NOTE: BCD, BOLTS AND ACCESS HOLE CAN BE CUSTOMIZED AS PER REQUEST (EXTRA CHARGE APPLIES). ALL DIMENSIONS ARE IN MILLIMETER
FINISH - SMOOTH COLOR - GREY 28 DAY - 30 MPa (TYPE HSb) MASS - 5256kg. (11587 lbs.)		CSA STANDARD: A23.4 (APPENDIX A&B) PCI STANDARD: MNL - 116/117 CPCI STANDARD: GROUP D - CATEGORY		



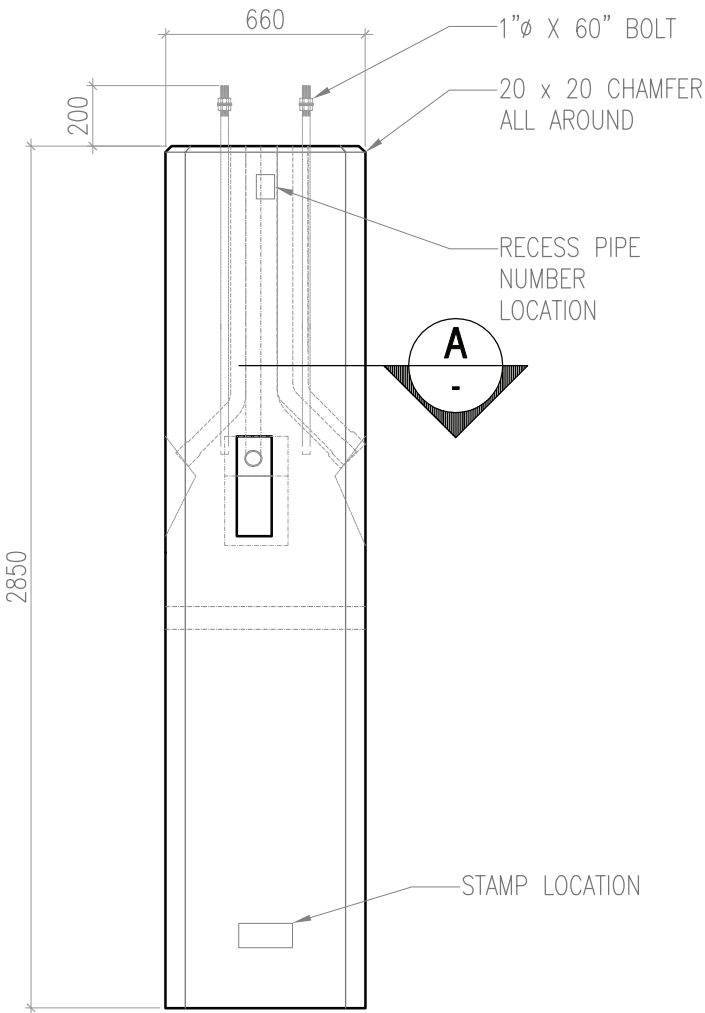
**TOP VIEW**



**SECTION - A**



**ISOMETRIC (TOP)**

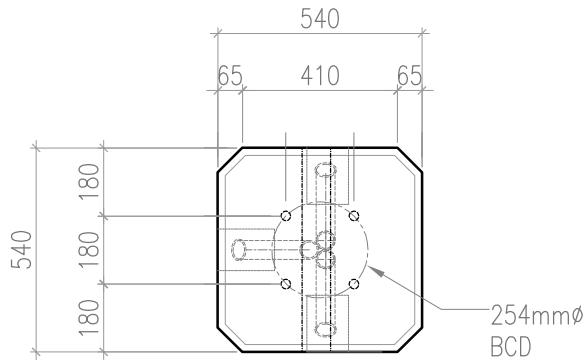


**FRONT VIEW**

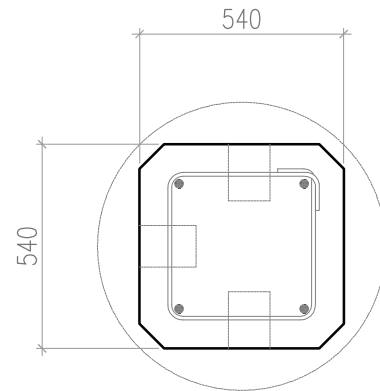


**ISOMETRIC (SIDES)**

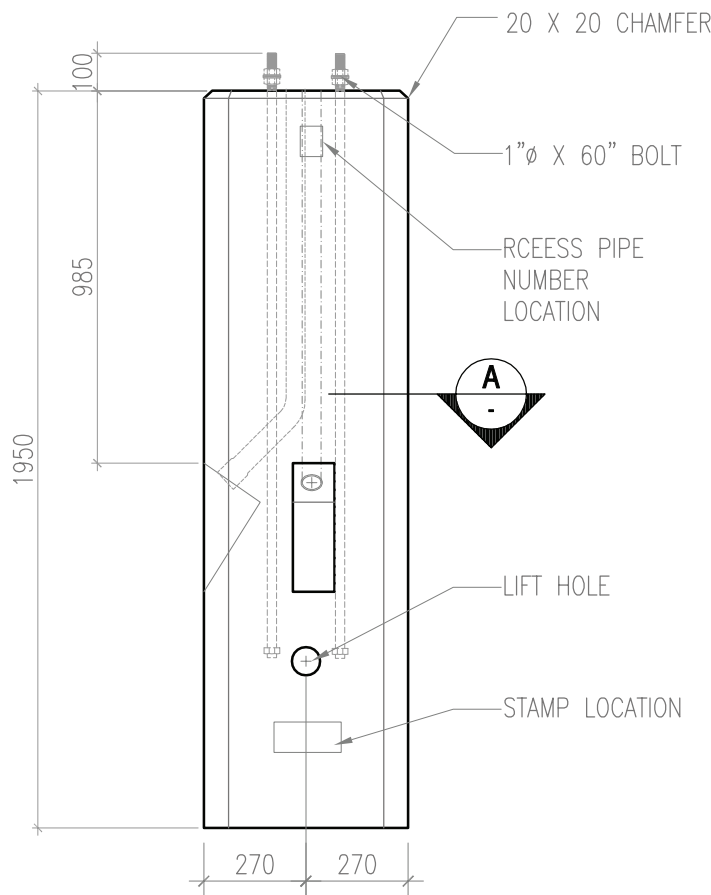
<b>CONCRETE:</b>		<b>MANUFACTURING REQUIREMENTS:</b>		BOLT: 25mmØ (1 1/4") X 60" LG. HD GALVANIZED NOTE: BCD, BOLTS AND ACCESS HOLE CAN BE CUSTOMIZED AS PER REQUEST (EXTRA CHARGE APPLIES). ALL DIMENSIONS ARE IN MILLIMETERS
FINISH - SMOOTH COLOR - GREY 28 DAY - 30 MPa (TYPE HS TYPE 50) MASS - 2870kg. (6325 lbs.)		CSA STANDARD: A23.4 (APPENDIX A&B) PCI STANDARD: MNL - 116/117 CPCI STANDARD: GROUP D - CATEGORY		
				EXTERNAL REF.: CITY OF CALGARY ITEM 139475 COC



**TOP VIEW**



**SECTION - A**

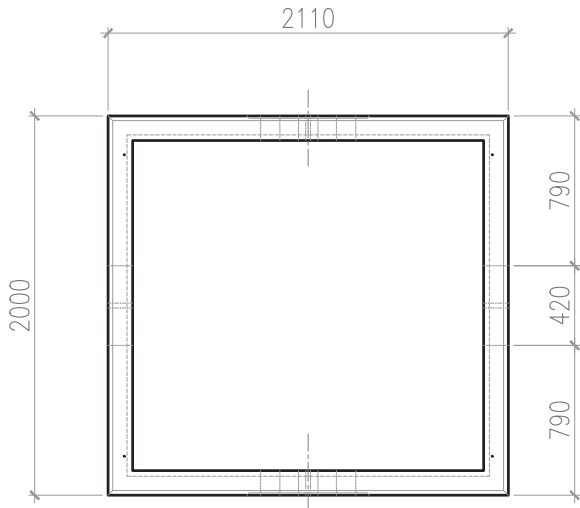


**SIDE VIEW**

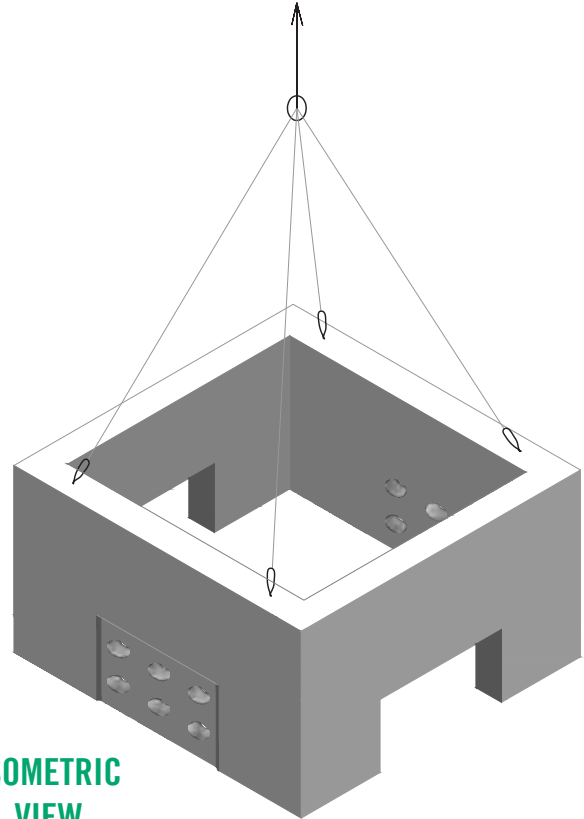


**ISOMETRIC VIEW**

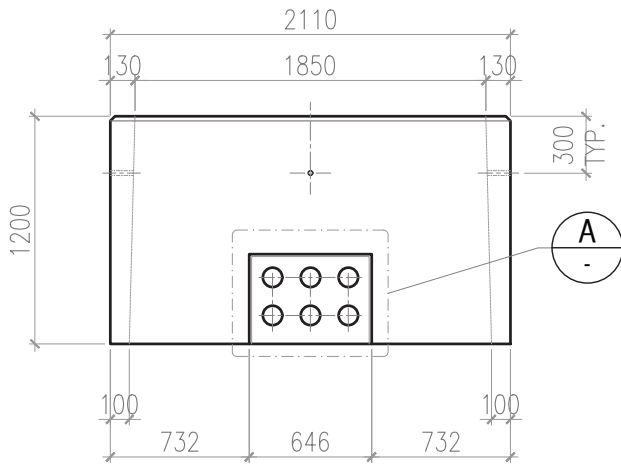
<b>CONCRETE:</b>	<b>MANUFACTURING REQUIREMENTS:</b>	BOLT: 25mmØ (1 1/4") X 60" LG. HD GALVANIZED
FINISH - SMOOTH COLOR - GREY 28 DAY - 30 MPa (TYPE HS TYPE 50) MASS - 1320kg. (2909 lbs.)	CSA STANDARD: A23.4 (APPENDIX A&B) PCI STANDARD: MNL - 116/117 CPCI STANDARD: GROUP D - CATEGORY	NOTE: BCD, BOLTS AND ACCESS HOLE CAN BE CUSTOMIZED AS PER REQUEST (EXTRA CHARGE APPLIES). ALL DIMENSIONS ARE IN MILLIMETERS
		EXTERNAL REF.: CITY OF CALGARY
		ITEM 139476 COC



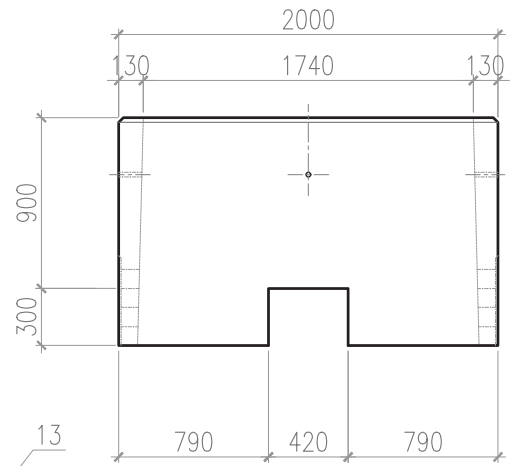
**TOP VIEW**



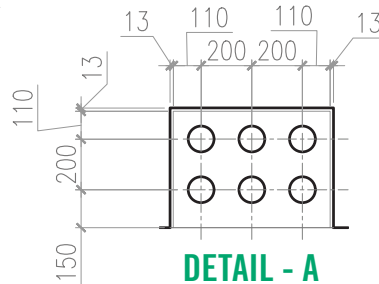
**ISOMETRIC  
VIEW**



**END VIEW**

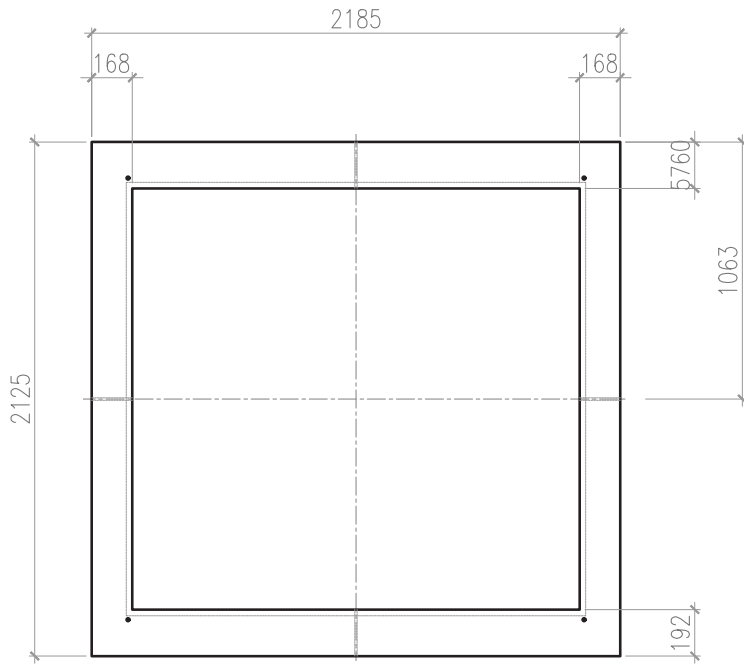


**SIDE VIEW**

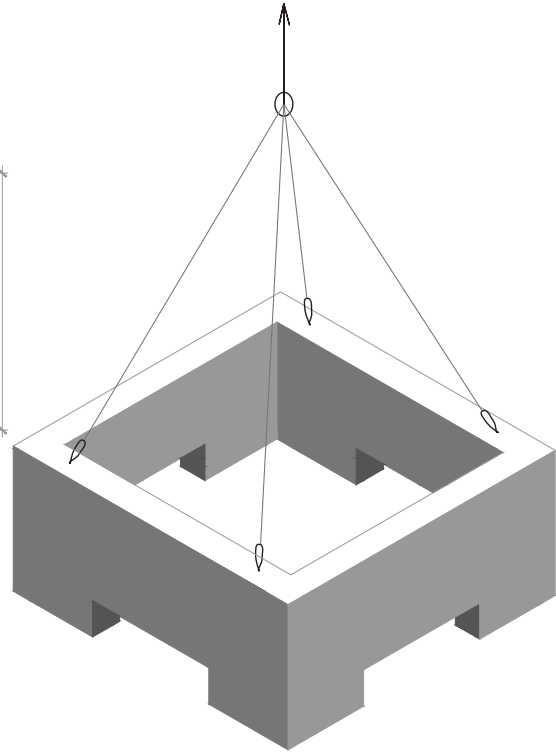


**DETAIL - A**

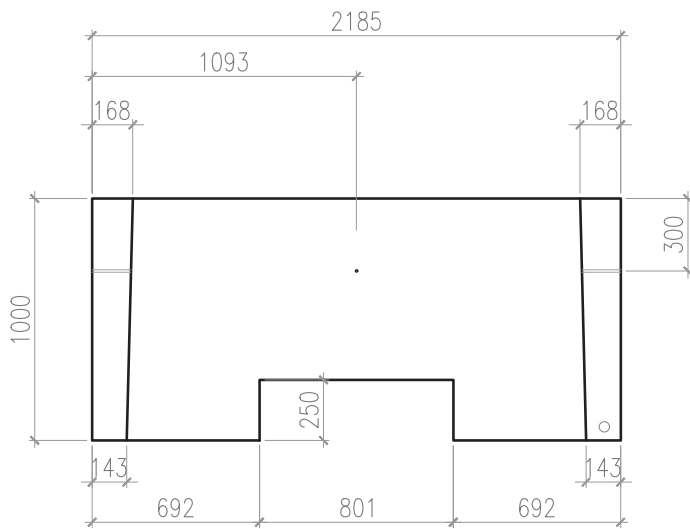
CONCRETE:	MANUFACTURING REQUIREMENTS:	EXTERNAL REF.:
FINISH - SMOOTH COLOR - GREY 28 DAY - 30 MPa (TYPE HSb) MASS - 2665kg. (5875 lbs.)	CSA STANDARD: A23.4 (APPENDIX A&B) PCI STANDARD: MNL - 116/117 CPCI STANDARD: GROUP D - CATEGORY	<b>FORTIS 755-0557</b>



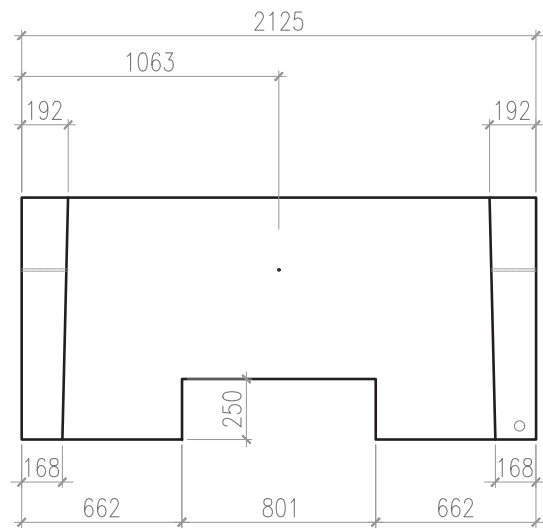
**TOP VIEW**



**ISOMETRIC VIEW**



**END VIEW**



**SIDE VIEW**

**CONCRETE:**

FINISH - SMOOTH  
 COLOR - GREY  
 28 DAY - 30 MPa (TYPE HSb)  
 MASS - 3120kg. (6864 lbs.)

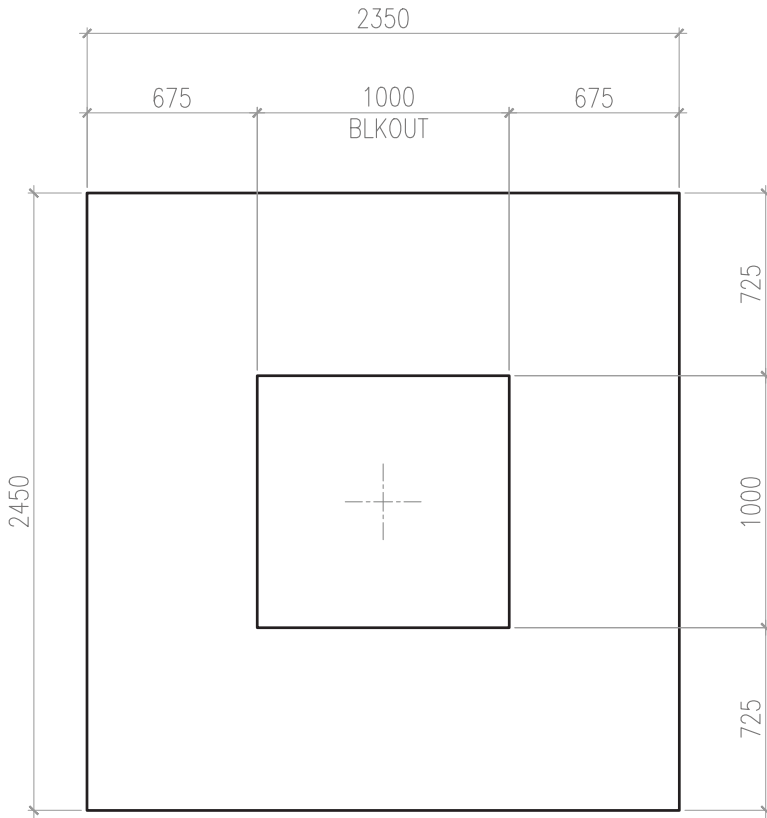
**MANUFACTURING REQUIREMENTS:**

CSA STANDARD: A23.4 (APPENDIX A&B)  
 PCI STANDARD: MNL - 116/117  
 CPCI STANDARD: GROUP D - CATEGORY

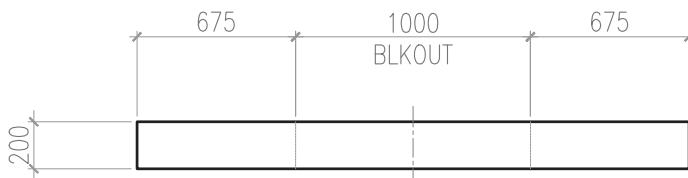
PRODUCT NOTES: THIS PRODUCT NEEDS THE PRODUCT # 9208A2  
 EMBED IRON: 10(3/8") G.A.C. LIFTING HOOKS 10Ø(3/8") TYPE PD INSERTS

**EXTERNAL REF.:**

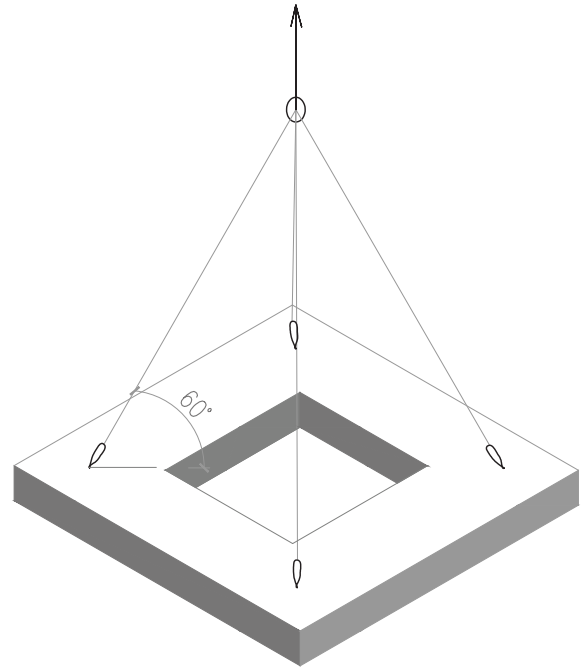
FORTIS 755-0558



**TOP VIEW**



**END VIEW**



**ISOMETRIC VIEW**

**CONCRETE:**

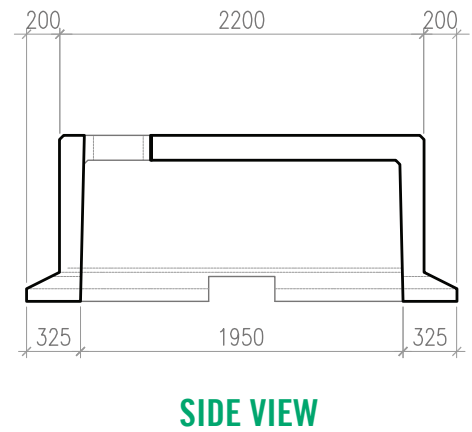
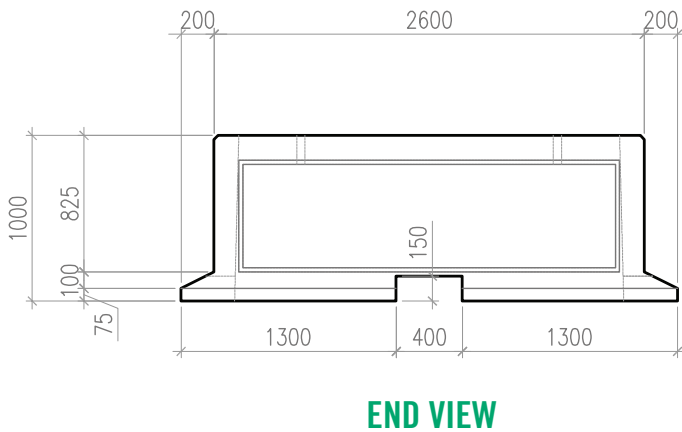
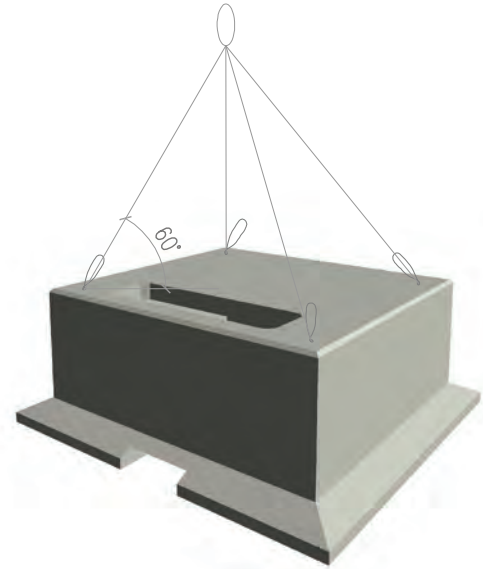
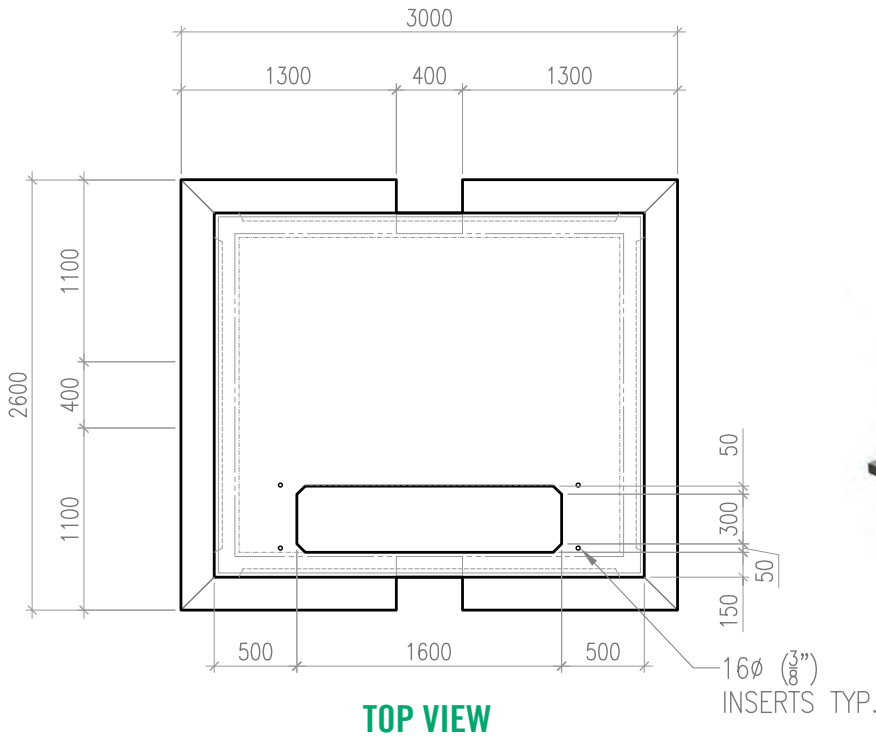
FINISH - SMOOTH  
 COLOR - GREY  
 28 DAY - 30 MPa (TYPE HSb)  
 MASS - 2285kg. (5035 lbs.)

**MANUFACTURING REQUIREMENTS:**

CSA STANDARD: A23.4 (APPENDIX A&B)  
 PCI STANDARD: MNL - 116/117  
 CPCI STANDARD: GROUP D - CATEGORY

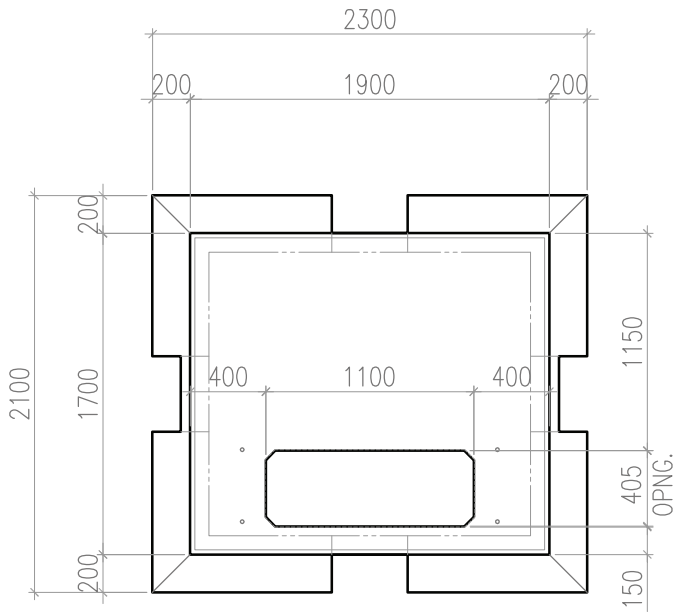
PRODUCT NOTES: THIS PRODUCT NEEDS THE PRODUCT # 9208A1  
 EMBED IRON: 12.5(1/2") G.A.C.  
 LIFTING HOOKS

EXTERNAL REF.:  
 FORTIS 755-0559

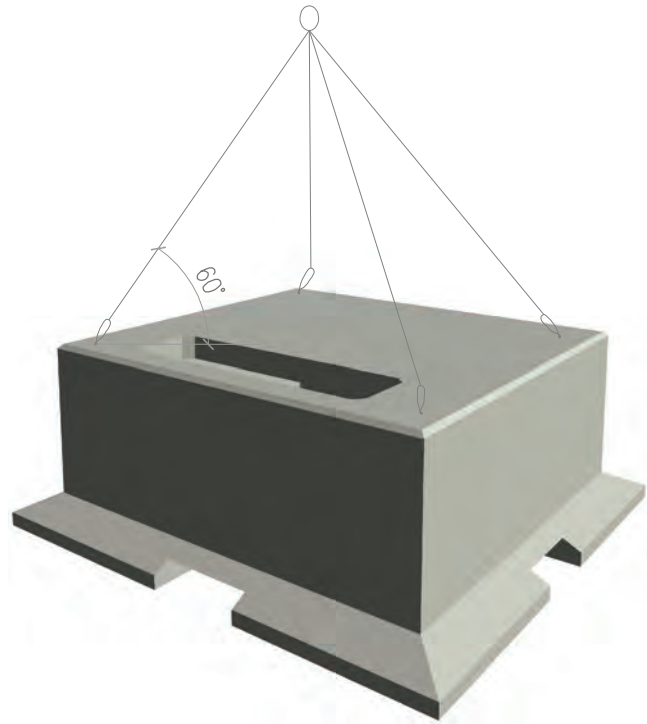


<b>CONCRETE:</b>	<b>MANUFACTURING REQUIREMENTS:</b>	PRODUCT NOTES: EMBED IRON: 12.7 (1/2") G.A.C. LIFTING HOOKS, 16Ø (5/8") TYPE PD INSERTS.  NOTES: 1000 TO 20000 KVa. MIN. ALLOWABLE SOIL BEARING CAPACITY 125 KPa. MAX. SUPERIMPOSED LOAD 30,000 kg. BLOCKOUTS : TWO OF FOUR SIDES
FINISH - SMOOTH COLOR - GREY 28 DAY - 30 MPa (TYPE HSb) MASS - 4180kg. (9215 lbs.)	CSA STANDARD: A23.4 (APPENDIX A&B) PCI STANDARD: MNL - 116/117 CPCI STANDARD: GROUP D - CATEGORY	
		<b>EXTERNAL REF.:</b> <b>FORTIS 755-0516</b>

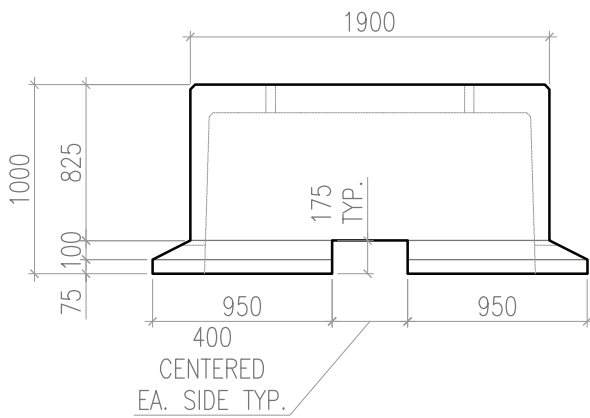




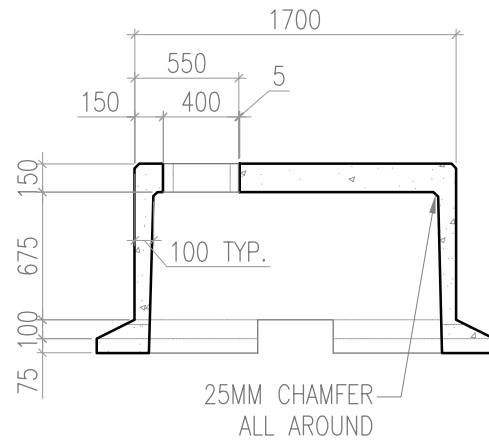
**TOP VIEW**



**ISOMETRIC VIEW**

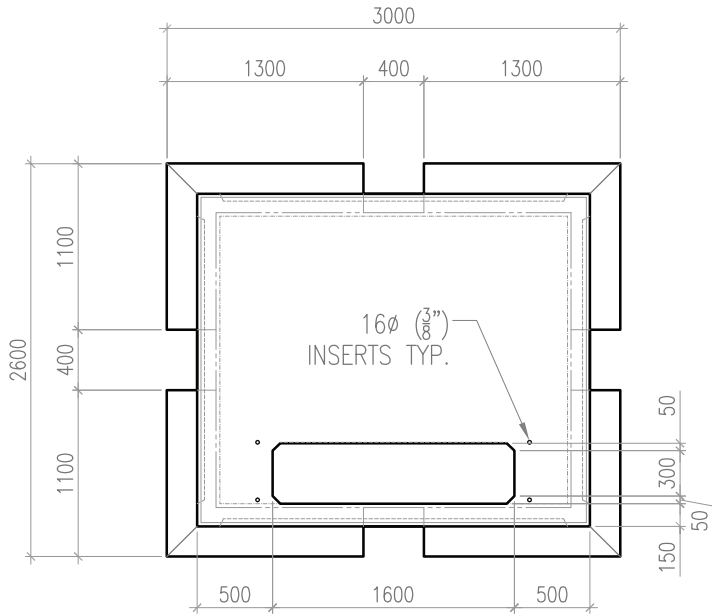


**END VIEW**




**SECTION**

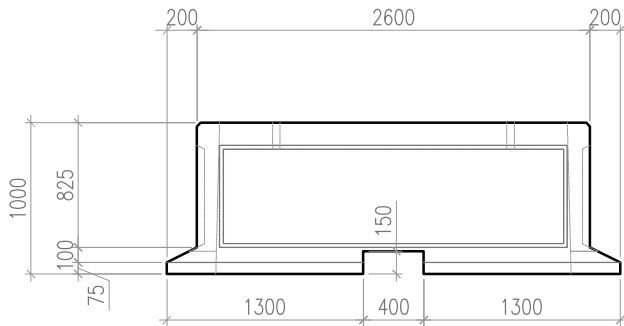
<b>CONCRETE:</b>	<b>MANUFACTURING REQUIREMENTS:</b>	PRODUCT NOTES: EMBED IRON: 9.5 (3/8") G.A.C. LIFTING HOOKS, 16Ø (5/8") TYPE PD INSERTS.
FINISH - SMOOTH COLOR - GREY 28 DAY - 30 MPa (TYPE HSb) MASS - 2400kg. (5280lbs.)	CSA STANDARD: A23.4 (APPENDIX A&B) PCI STANDARD: MNL - 116/117 CPCI STANDARD: GROUP D - CATEGORY	ADDITIONAL NOTES: 750 TO 3000 Kva. MIN. ALLOWABLE SOIL BEARING CAPACITY 150 KPa. MAX. SUPERIMPOSED LOAD 7000 kg. BLOCKOUTS ALL FOR SIDES
		EXTERNAL REF.: EMCOR 11636
		FORTIS 755 0512



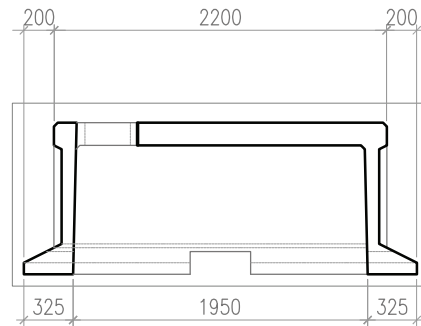
**TOP VIEW**



**ISOMETRIC VIEW**

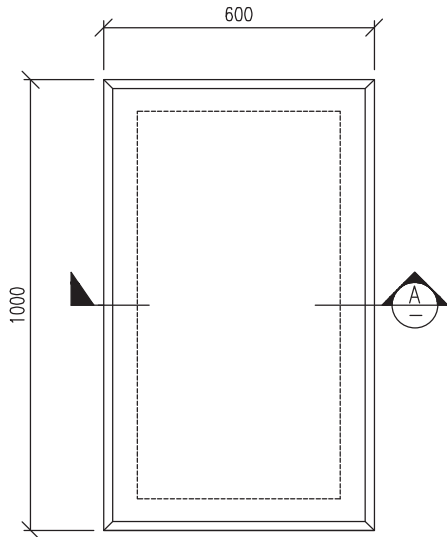


**END VIEW**

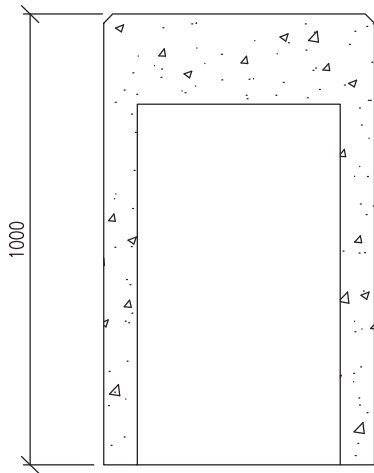


**SECTION**


<b>CONCRETE:</b>		<b>MANUFACTURING REQUIREMENTS:</b>		PRODUCT NOTES: EMBED IRON: 9.5 (3/8") G.A.C. LIFTING HOOKS, 16Ø (5/8") TYPE PD INSERTS.  ADDITIONAL NOTES: 1000 TO 10000 KVa. MIN. ALLOWABLE SOIL BEARING CAPACITY 100 KPa. MAX. SUPERIMPOSED LOAD 21000 kg. BLOCKOUTS ALL FOR SIDES
FINISH - SMOOTH COLOR - GREY 28 DAY - 30 MPa (TYPE HSb) MASS - 4180kg. (9215lbs.)		CSA STANDARD: A23.4 (APPENDIX A&B) PCI STANDARD: MNL - 116/117 CPCI STANDARD: GROUP D - CATEGORY		
				<b>EXTERNAL REF.:</b> <b>FORTIS 755 0514</b>



**TOP VIEW**

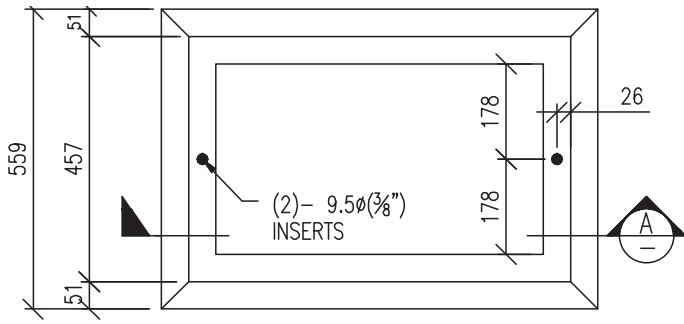


**SIDE VIEW**

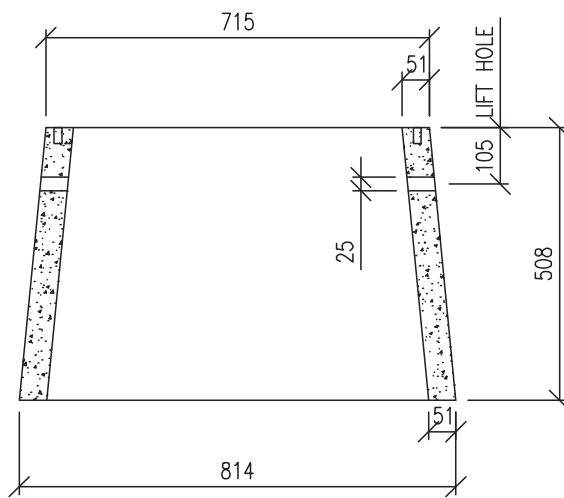


**ISOMETRIC VIEW**

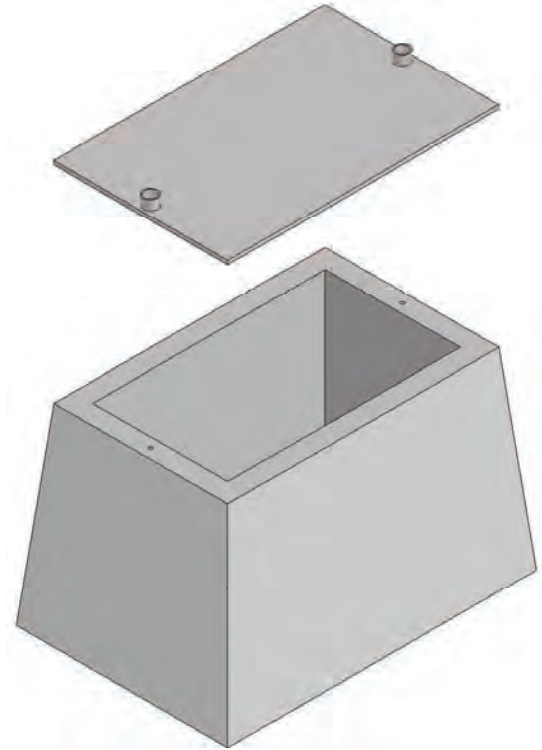
CONCRETE:		MANUFACTURING REQUIREMENTS:
FINISH - SMOOTH	COLOR - GREY	CSA STANDARD: A23.4 (APPENDIX A&B) PCI STANDARD: MNL - 116/117 CPCI STANDARD: GROUP D - CATEGORY
28 DAY - 30MPa (TYPE HSb)	MASS - 170kg. (370 lbs.)	
		<b>EXTERNAL REF.:</b> <b>FORTIS 755 0520</b>



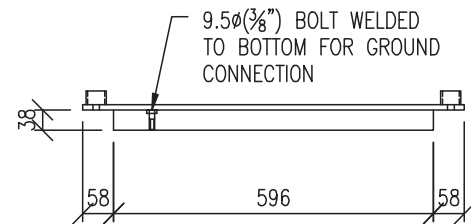
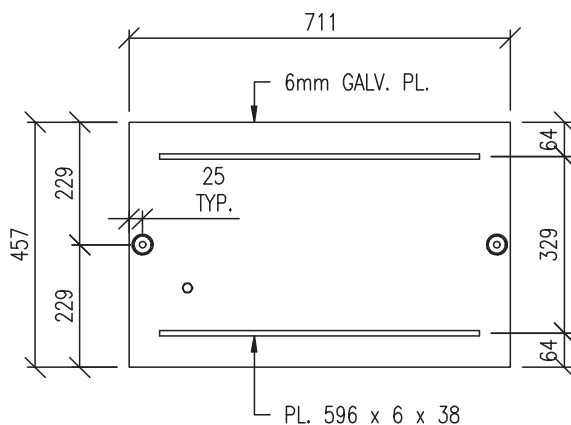
**TOP VIEW**



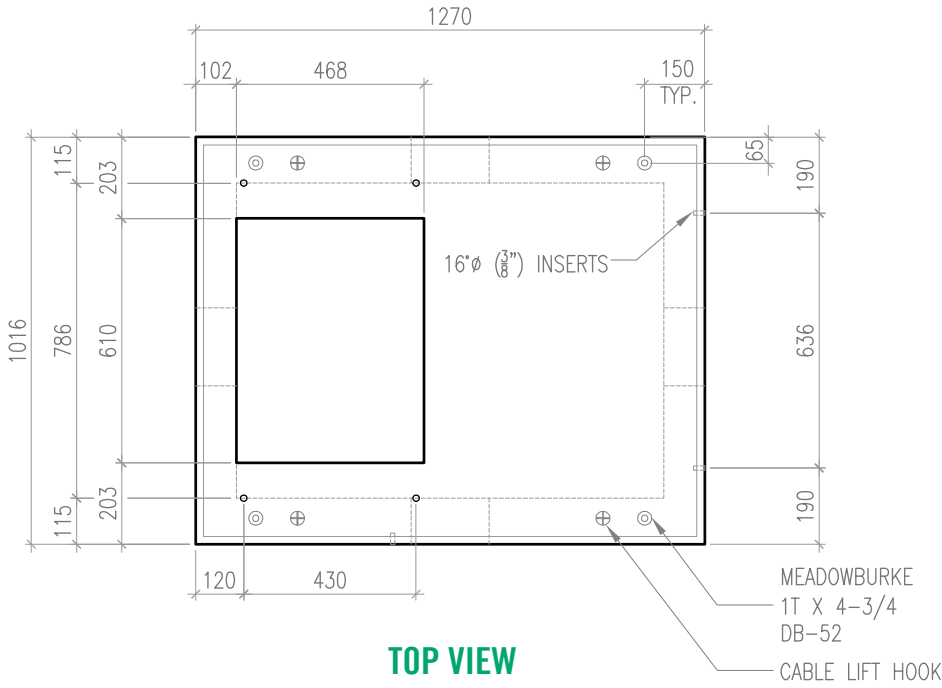
**SECTION A**



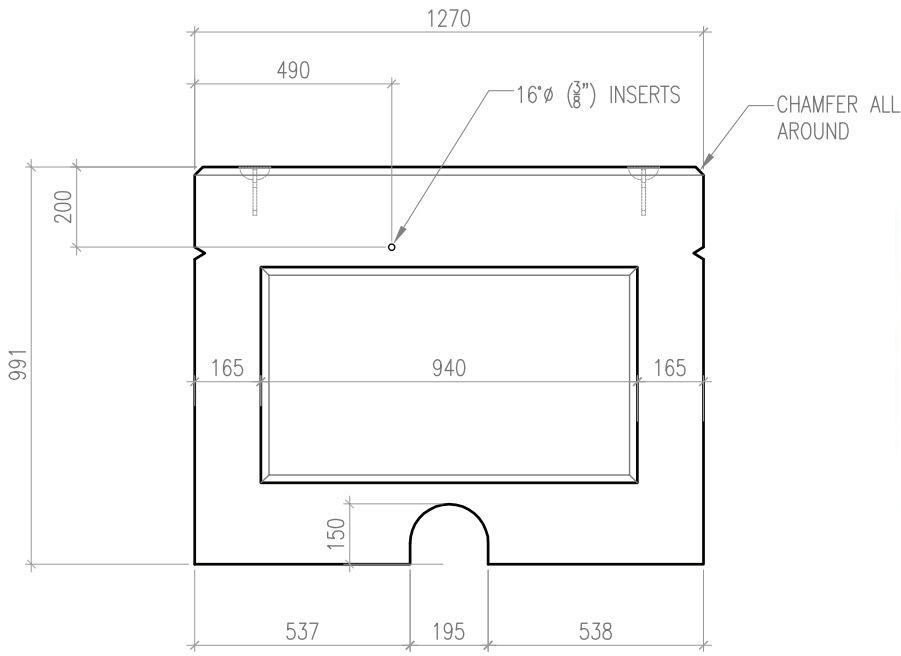
**ISOMETRIC VIEW**



<b>CONCRETE:</b>	<b>MANUFACTURING REQUIREMENTS:</b>	EMBED IRON: 11Ø ( 7/16" ) X 115 LG. BOLTS
FINISH - SMOOTH COLOR - GREY 28 DAY - 30MPa (TYPE HSb) MASS - 170kg. (370 lbs.)	CSA STANDARD: A23.4 (APPENDIX A&B) PCI STANDARD: MNL - 116/117 CPCI STANDARD: GROUP D - CATEGORY	
		<b>EXTERNAL REF.:</b> FORTIS 755 0500



**TOP VIEW**

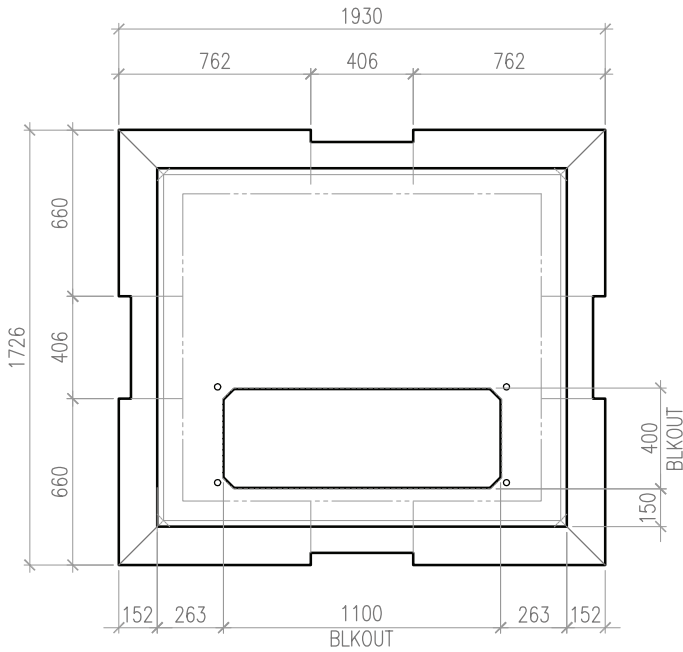


**SIDE VIEW**

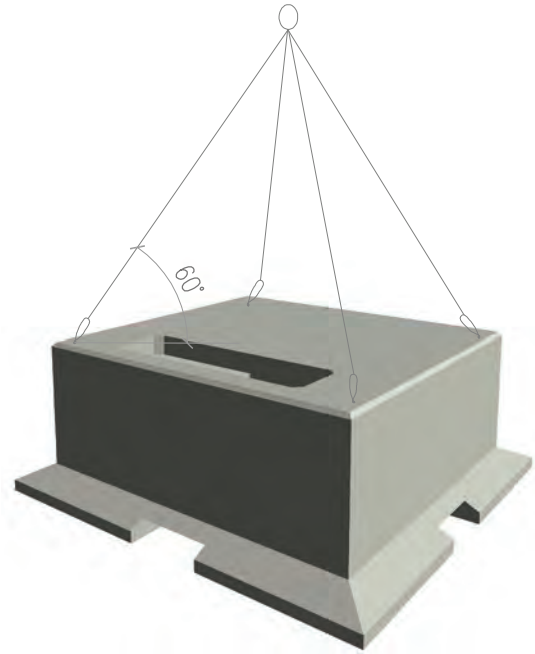


**ISOMETRIC VIEW**

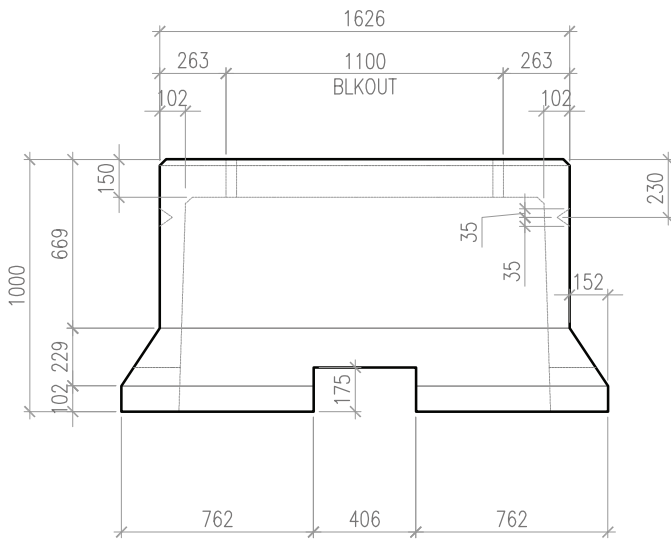
CONCRETE:		MANUFACTURING REQUIREMENTS:	NOTES: 25 TO 165 KVa. MIN ALLOWABLE SOIL BEARING CAPACITY 75kPa. MAX. SUPERIMPOSED LOAD 1,000kg. BLOCKOUTS ALL FOUR SIDES
FINISH - SMOOTH		CSA STANDARD: A23.4 (APPENDIX A&B)	
COLOR - GREY		PCI STANDARD: MNL - 116/117	
28 DAY - 30 MPa (TYPE HSb)		CPCI STANDARD: GROUP D - CATEGORY	
MASS - 865kg. (1900 lbs.)			EXTERNAL REF:
			FORTIS 755 0505
			EPCOR 62891



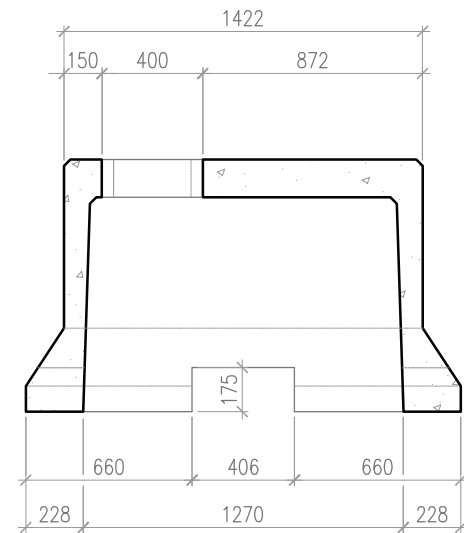
**TOP VIEW**



**ISOMETRIC VIEW**

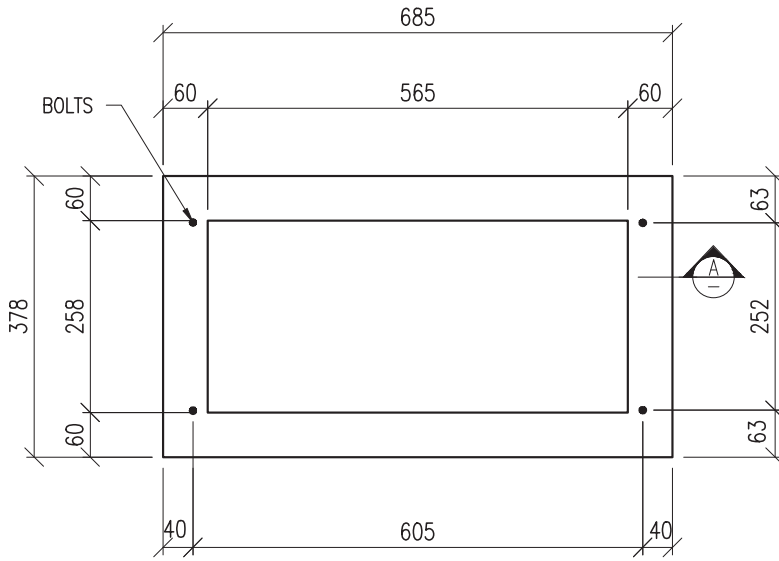


**END VIEW**

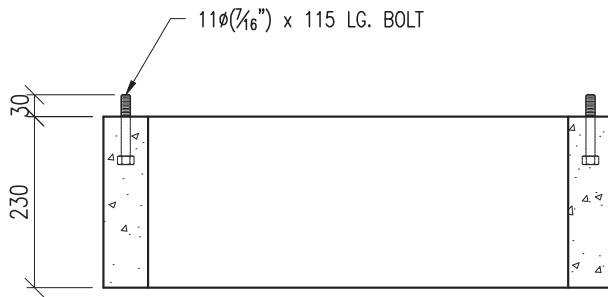


**SIDE VIEW**

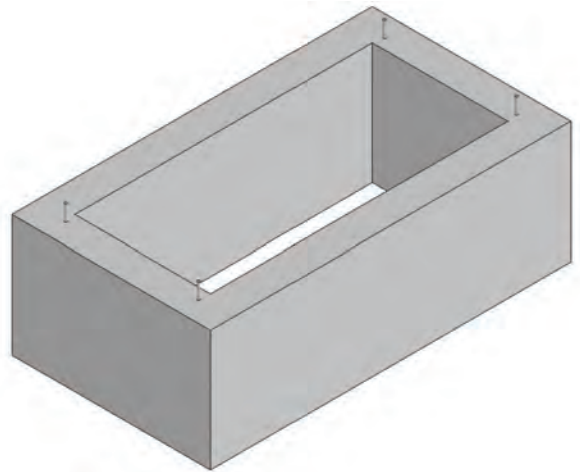
<b>CONCRETE:</b>	<b>MANUFACTURING REQUIREMENTS:</b>	PRODUCT NOTES: EMBED IRON: 9.5 (3/8") G.A.C. LIFTING HOOKS, 16Ø (5/8") TYPE PD INSERTS. ADDITIONAL NOTES: 75 TO 500 KVa. MIN. ALLOWABLE SOIL BEARING CAPACITY 75 KPa. MAX. SUPERIMPOSED LOAD 3,000 kg. BLOCKOUTS ALL FOR SIDES
FINISH - SMOOTH COLOR - GREY 28 DAY - 30 MPa (TYPE HSb) MASS - 1925kg. (4250lbs.)	CSA STANDARD: A23.4 (APPENDIX A&B) PCI STANDARD: MNL - 116/117 CPCI STANDARD: GROUP D - CATEGORY	
		<b>EXTERNAL REF.:</b> FORTIS 755 0507 EPCOR 11794



**TOP VIEW**

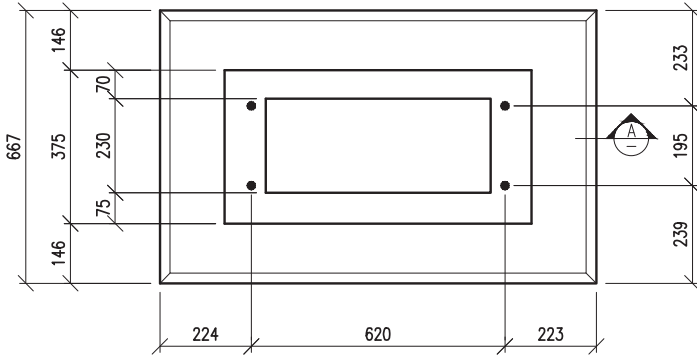


**SIDE VIEW**

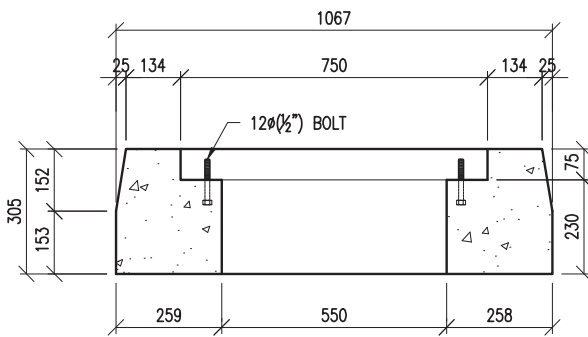


**ISOMETRIC VIEW**

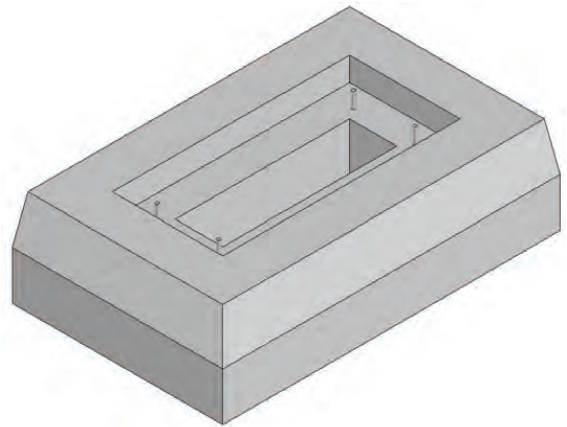
CONCRETE:		MANUFACTURING REQUIREMENTS:	EMBED IRON: 11Ø ( 7/16" ) X 115 LG. BOLTS
FINISH - SMOOTH COLOR - GREY 28 DAY - 30MPa (TYPE HSb) MASS - 64kg. (140 lbs.)		CSA STANDARD: A23.4 (APPENDIX A&B) PCI STANDARD: MNL - 116/117 CPCI STANDARD: GROUP D - CATEGORY	



**TOP VIEW**



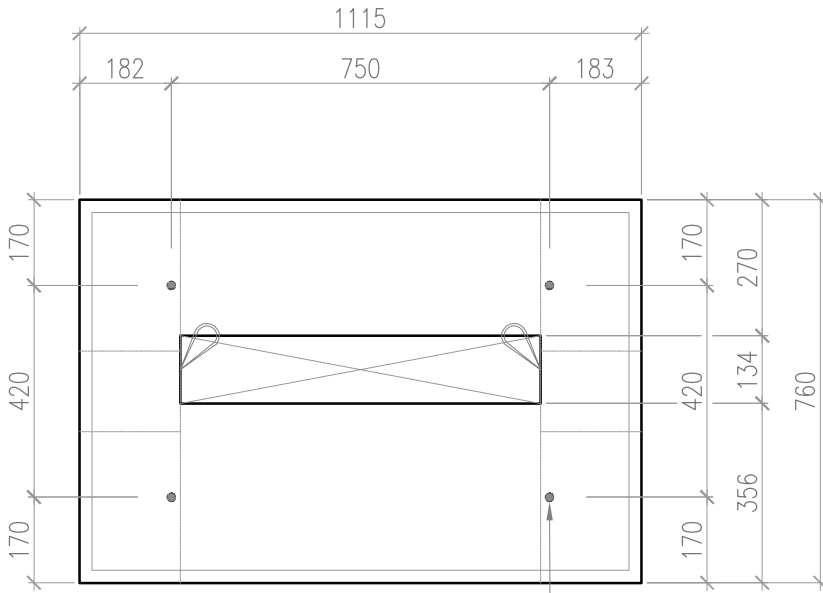
**SIDE VIEW**




**ISOMETRIC VIEW**

CONCRETE:		MANUFACTURING REQUIREMENTS:
FINISH - SMOOTH COLOR - GREY 28 DAY - 30 MPa (TYPE HSb) MASS - 400kg. (880 lbs.)		CSA STANDARD: A23.4 (APPENDIX A&B) PCI STANDARD: MNL - 116/117 CPCI STANDARD: GROUP D - CATEGORY
		EMBED IRON: 12Ø ( 7/16" ) BOLTS



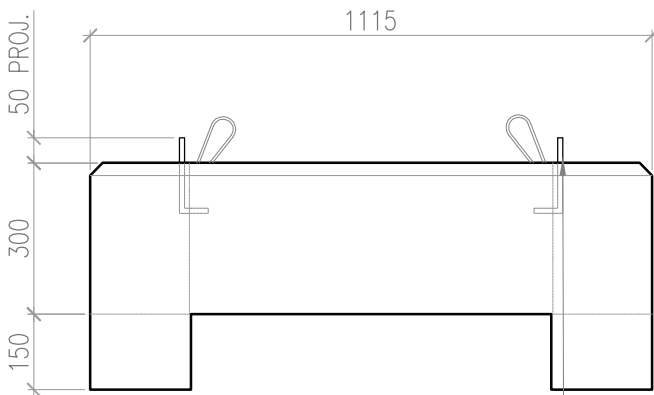


**TOP VIEW**

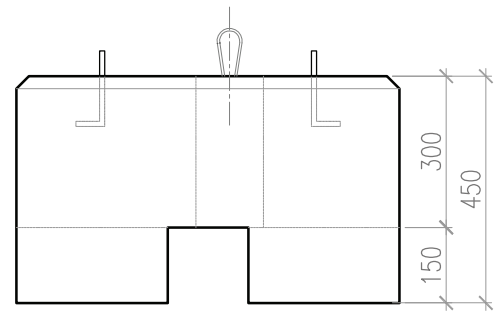


**ISOMETRIC VIEW**

3/8 $\phi$  X 200 X 75 J BOLT  
 C/W WASHERS AND NUTS



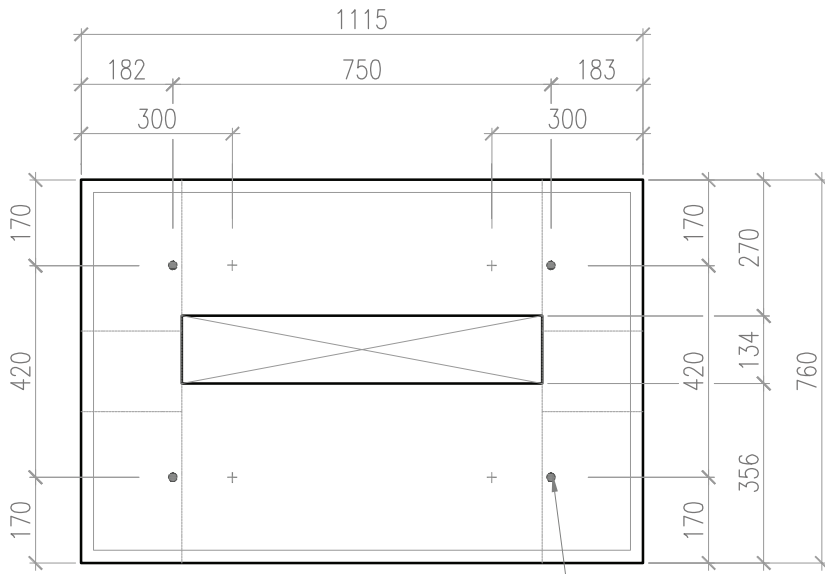
**END VIEW**




**SIDE VIEW**

3/8 $\phi$  X 200 X 75 J BOLT  
 C/W WASHERS AND NUTS

CONCRETE:	MANUFACTURING REQUIREMENTS:
FINISH - SMOOTH COLOR - GREY 28 DAY - 30 MPa (TYPE HSb) MASS - 800kg. (1600 lbs.)	CSA STANDARD: A23.4 (APPENDIX A&B) PCI STANDARD: MNL - 116/117 CPCI STANDARD: GROUP D - CATEGORY

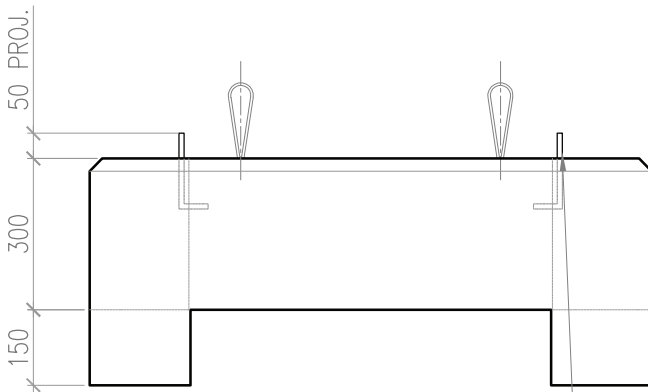


**TOP VIEW**

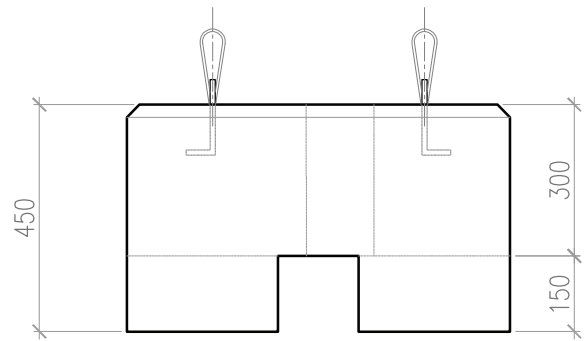


**ISOMETRIC VIEW**

3/8 $\phi$  X 200 X 75 J BOLT  
 C/W WASHERS AND NUTS



**END VIEW**



**SIDE VIEW**

3/8 $\phi$  X 200 X 75 J BOLT  
 C/W WASHERS AND NUTS

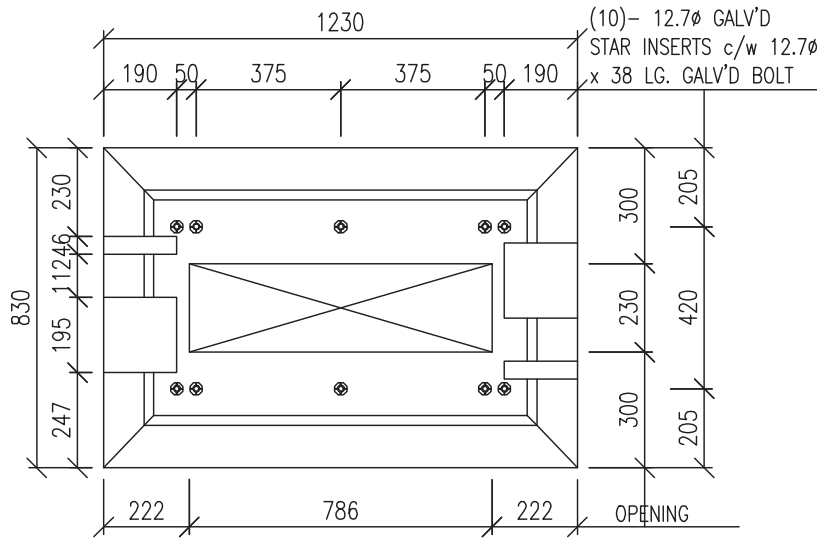
**CONCRETE:**

FINISH - SMOOTH  
 COLOR - GREY  
 28 DAY - 30 MPa (TYPE HS TYPE 50)  
 MASS - 800kg. (1600lbs.)

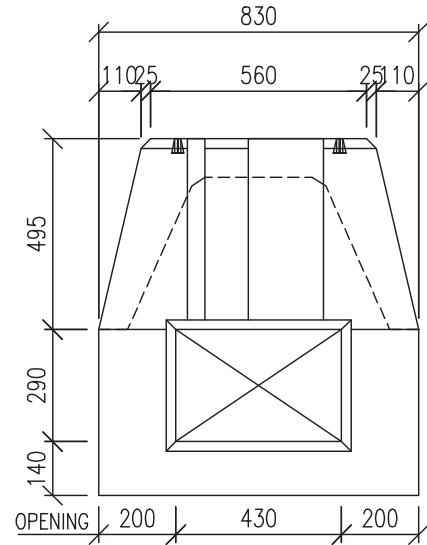
**MANUFACTURING REQUIREMENTS:**

CSA STANDARD: A23.4 (APPENDIX A&B)  
 PCI STANDARD: MNL - 116/117  
 CPCI STANDARD: GROUP D - CATEGORY

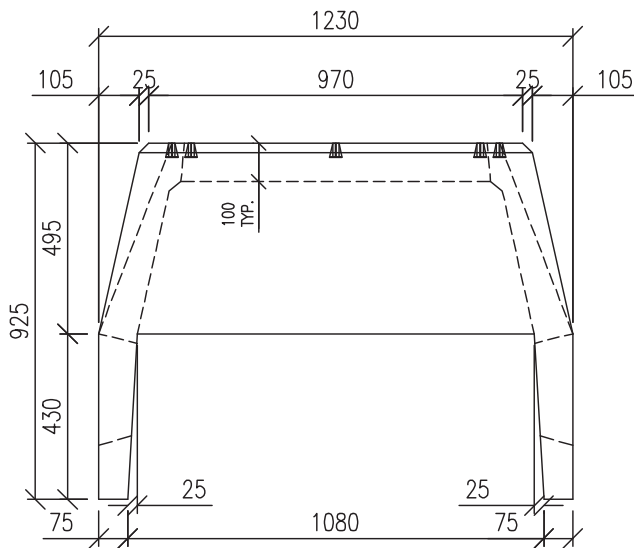
EXTERNAL REF. - CITY OF CALGARY  
 ITEM 139573



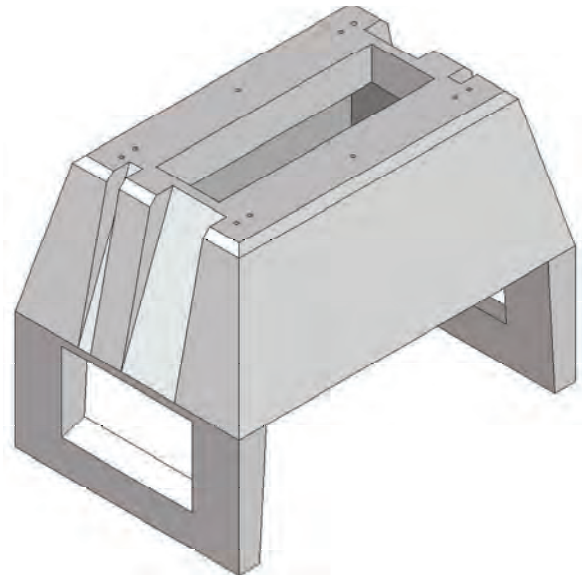
**TOP VIEW**



**END VIEW**



**SIDE VIEW**



**ISOMETRIC VIEW**

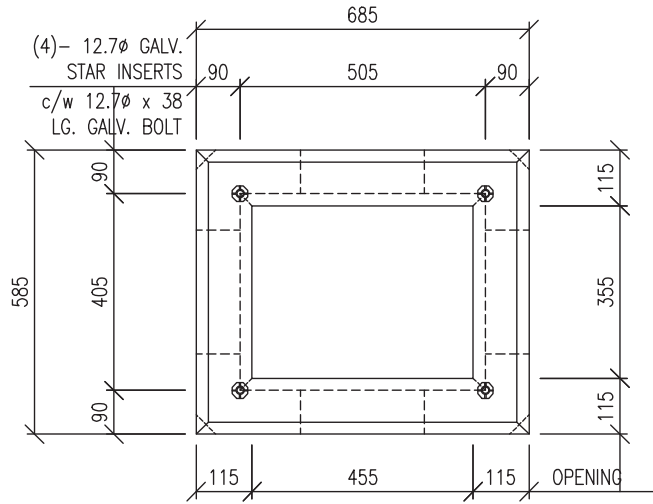
**CONCRETE:**

FINISH - SMOOTH  
 COLOR - GREY  
 28 DAY - 30 MPa (TYPE HSb)  
 MASS - 565kg. (1250 lbs.)

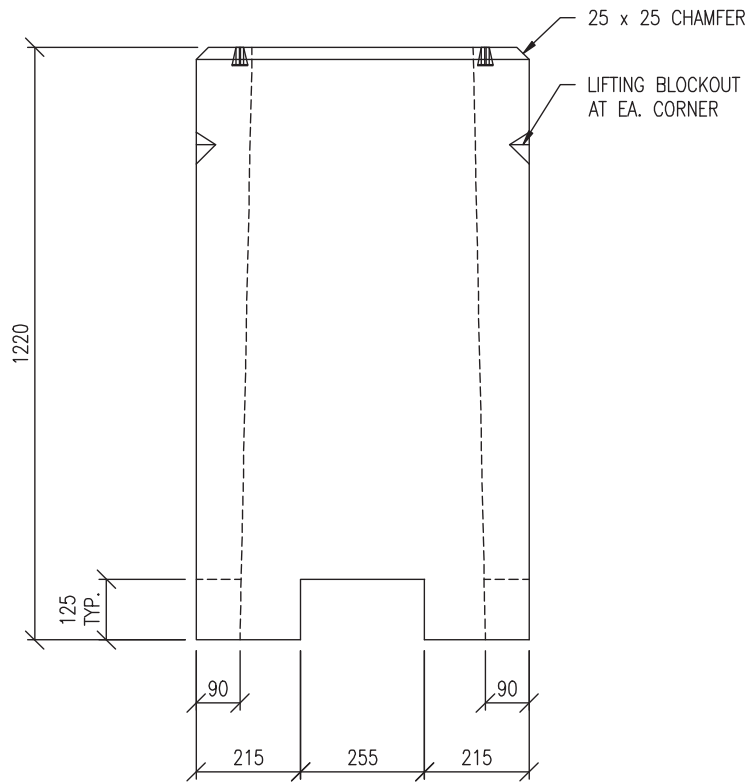
**MANUFACTURING REQUIREMENTS:**

CSA STANDARD: A23.4 (APPENDIX A&B)  
 PCI STANDARD: MNL - 116/117  
 CPCI STANDARD: GROUP D - CATEGORY


EMBED IRON: 12.7Ø (½") GALVANIZED STAR INSERTS



**TOP VIEW**

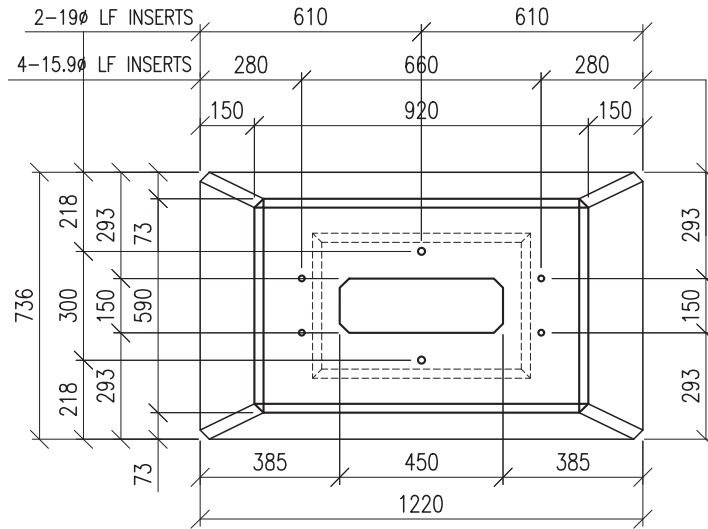


**SIDE VIEW**

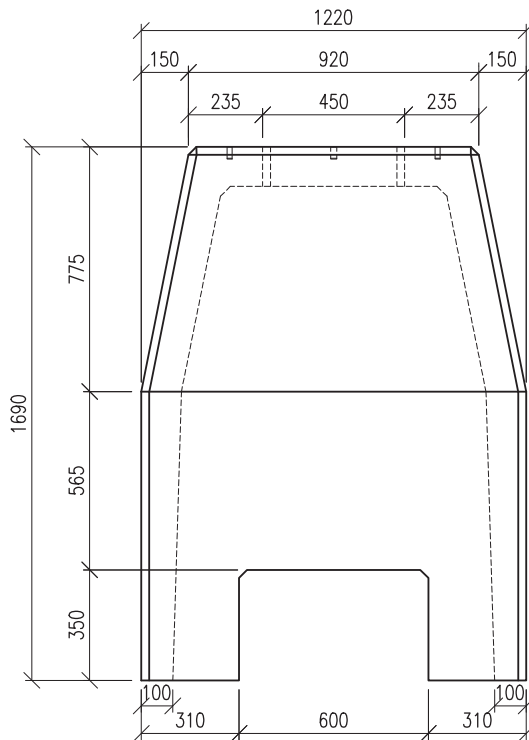


**ISOMETRIC VIEW**

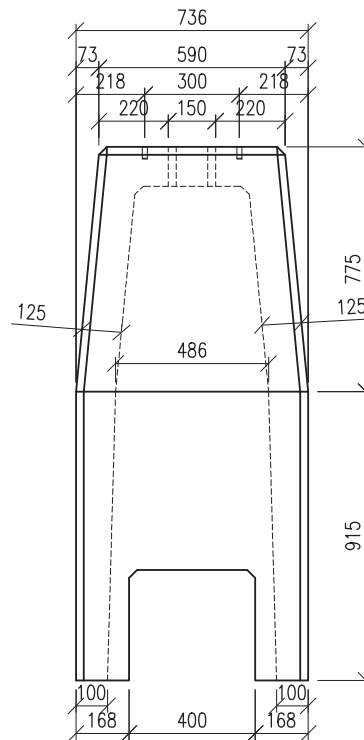
CONCRETE:	MANUFACTURING REQUIREMENTS:	
FINISH - SMOOTH COLOR - GREY 28 DAY - 30 MPa (TYPE HSb) MASS - 635kg. (1400 lbs.)	CSA STANDARD: A23.4 (APPENDIX A&B) PCI STANDARD: MNL - 116/117 CPCI STANDARD: GROUP D - CATEGORY	



**PLAN VIEW**

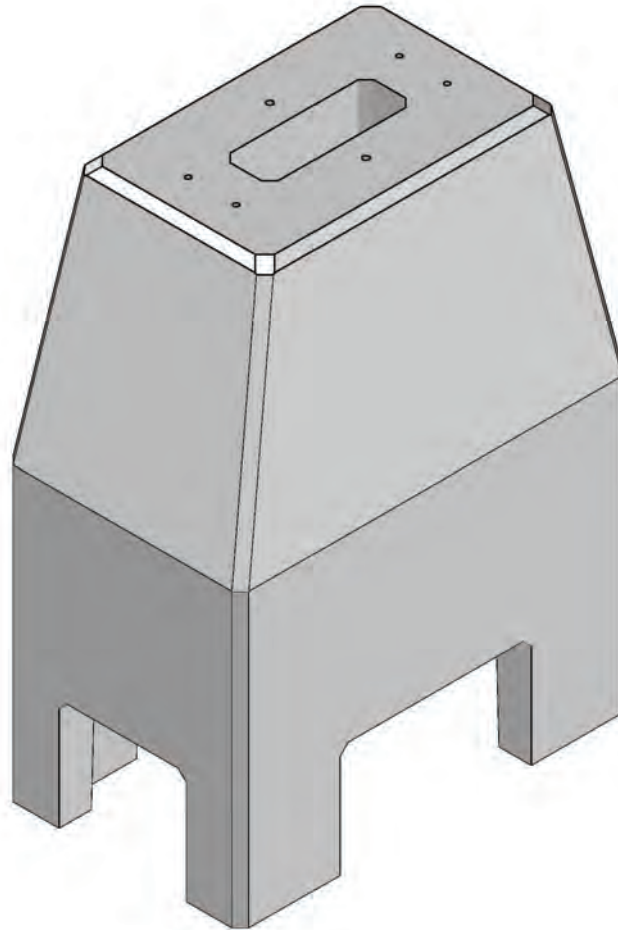


**SIDE VIEW**



**END VIEW**


CONCRETE:		MANUFACTURING REQUIREMENTS:	PRODUCT NOTES: EMBED IRON: 16Ø(5/8") TYPE LF INSERTS, 19Ø TYPE LF INSERTS. ERECTION IRON: GALVANIZED 16Ø x 38 LG. BOLTS & 19Ø(3/4") x 38 LG. BOLTS c/w STD. NUT & WASHER.
FINISH - SMOOTH COLOR - GREY 28 DAY - 30 MPa (TYPE HSb) MASS - 1550kg. (3420 lbs.)	CSA STANDARD: A23.4 (APPENDIX A&B) PCI STANDARD: MNL - 116/117 CPCI STANDARD: GROUP D - CATEGORY	<b>EXTERNAL REF.:</b> EPCOR 42528	



**ISOMETRIC VIEW**

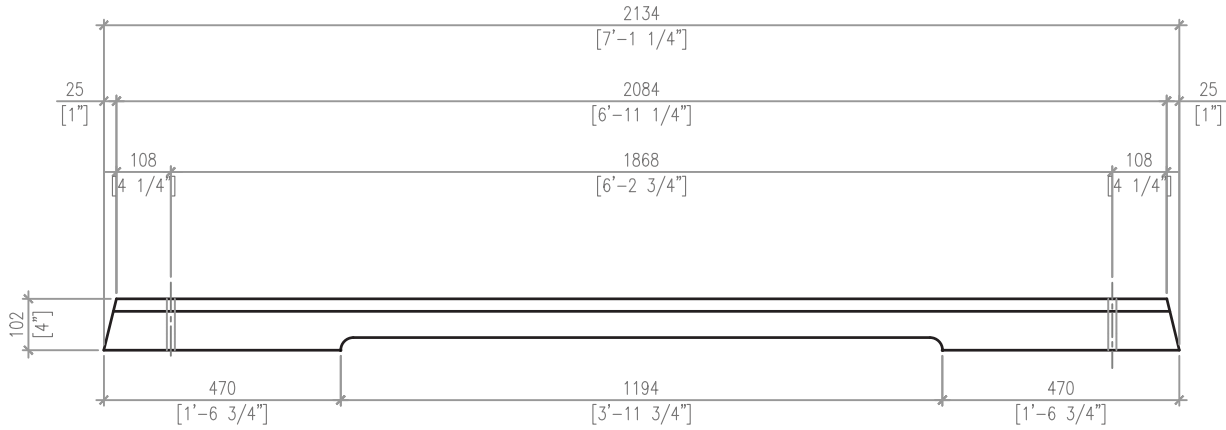
CONCRETE:		MANUFACTURING REQUIREMENTS:	PRODUCT NOTES: EMBED IRON: 16Ø(5/8") TYPE LF INSERTS, 19Ø TYPE LF INSERTS. ERECTION IRON: GALVANIZED 16Ø x 38 LG. BOLTS & 19Ø(3/4") x 38 LG. BOLTS c/w STD. NUT & WASHER.
FINISH - SMOOTH COLOR - GREY 28 DAY - 30 MPa (TYPE HSb) MASS - 1550kg. (3420 lbs.)	CSA STANDARD: A23.4 (APPENDIX A&B) PCI STANDARD: MNL - 116/117 CPCI STANDARD: GROUP D - CATEGORY	EXTERNAL REF.: EPCOR 42528	

# CONSTRUCTION PRODUCTS

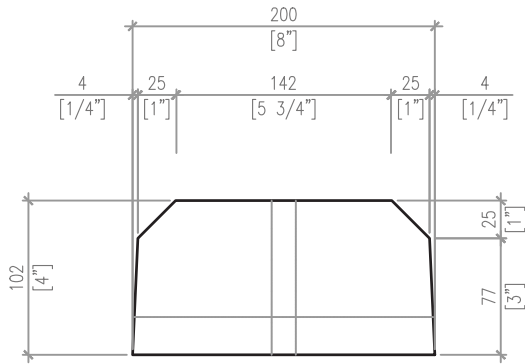




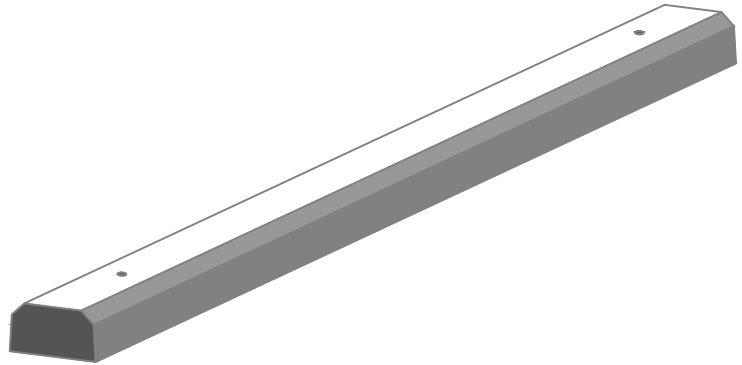




**SIDE VIEW**

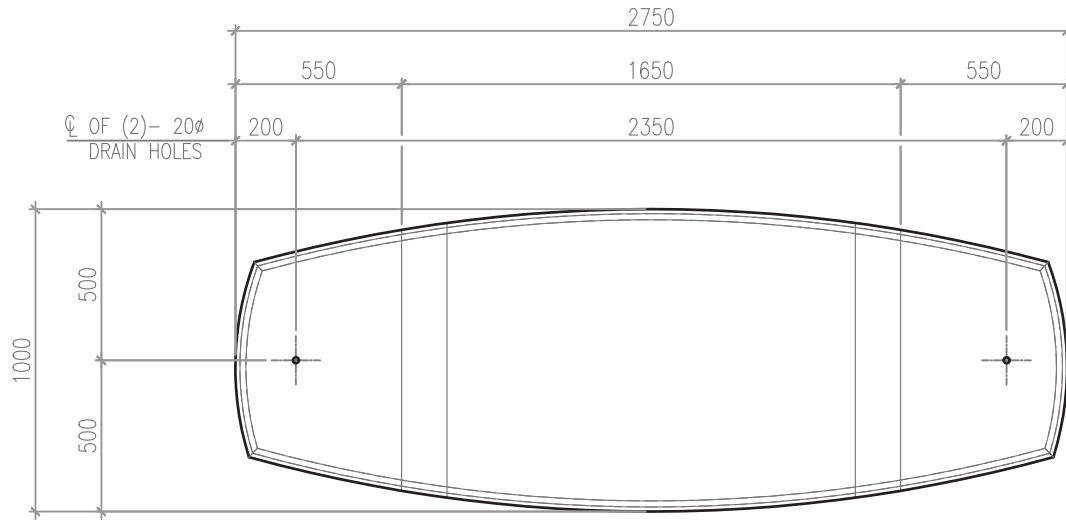


**END VIEW**



**ISOMETRIC**

CONCRETE:		MANUFACTURING REQUIREMENTS:
FINISH - SMOOTH	COLOR - GREY	CSA STANDARD: A23.4 (APPENDIX A&B) PCI STANDARD: MNL - 116/117 CPCI STANDARD: GROUP D - CATEGORY
28 DAY - 30 MPa (TYPE HSb)	MASS - 80kg. (175 lbs.)	



**TOP VIEW**




**SIDE VIEW**

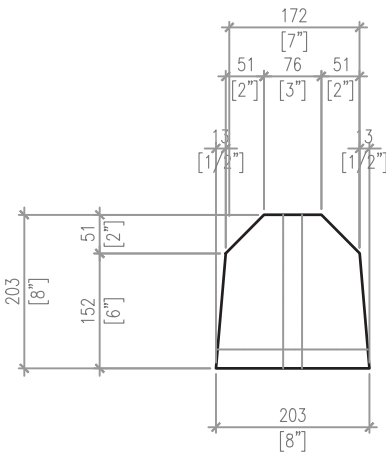


**ISOMETRIC**

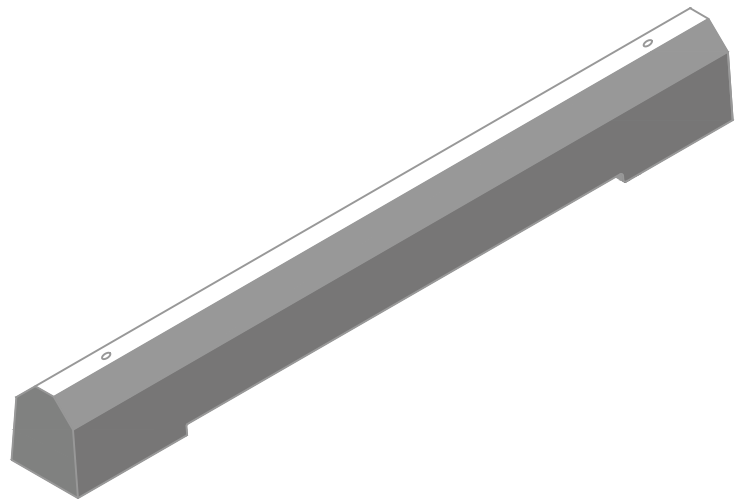
CONCRETE:		MANUFACTURING REQUIREMENTS:	NOTES: OTHER COLORS ARE AVAILABLE UPON REQUEST. OPENINGS CAN BE RELOCATED UPON REQUEST.
FINISH - SMOOTH COLOR - YELLOW CHAMPAGNE 28 DAY - 30 MPa (TYPE HSb) MASS - 875kg. (1950 lbs.)		CSA STANDARD: A23.4 (APPENDIX A&B) PCI STANDARD: MNL - 116/117 CPCI STANDARD: GROUP D - CATEGORY	



**SIDE VIEW**

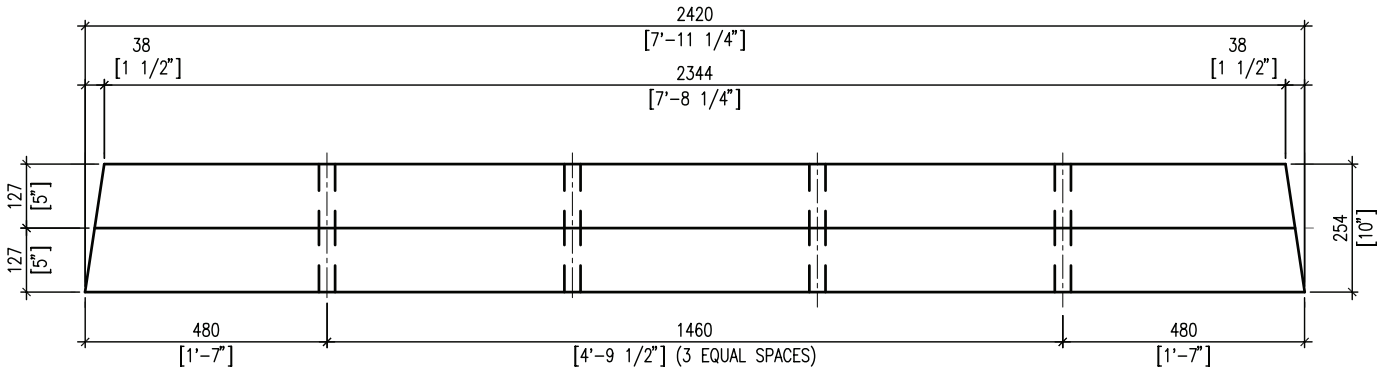


**END VIEW**

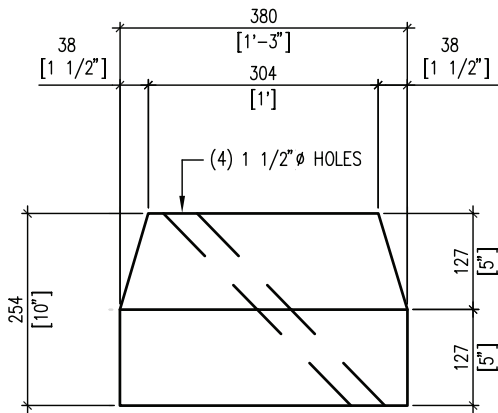


**ISOMETRIC**

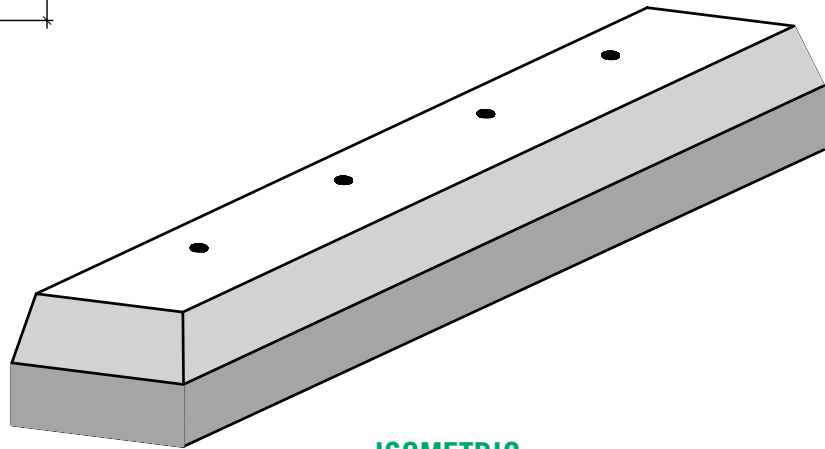
CONCRETE:		MANUFACTURING REQUIREMENTS:
FINISH - SMOOTH	COLOR - GREY	CSA STANDARD: A23.4 (APPENDIX A&B) PCI STANDARD: MNL - 116/117 CPCI STANDARD: GROUP D - CATEGORY
28 DAY - 30 MPa (TYPE HSb)	MASS - 181kg. (389 lbs.)	



**SIDE VIEW**

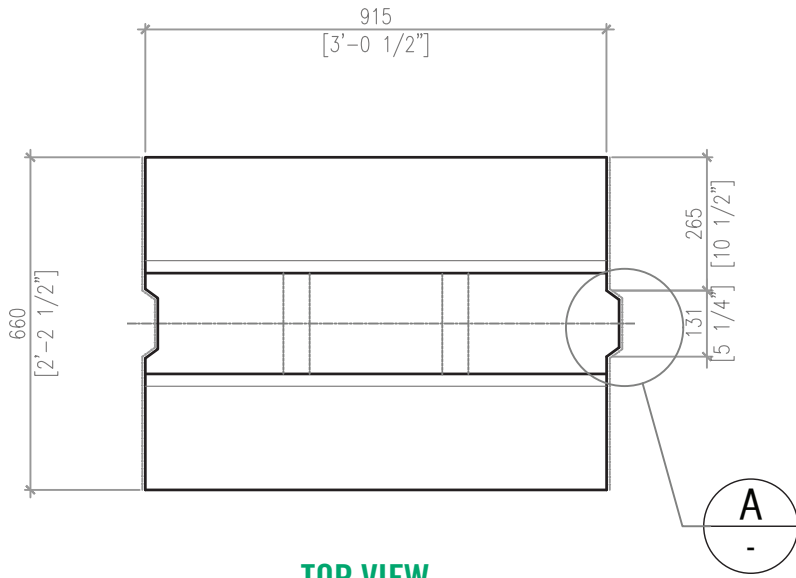


**END VIEW**

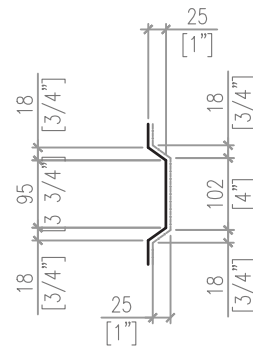


**ISOMETRIC**

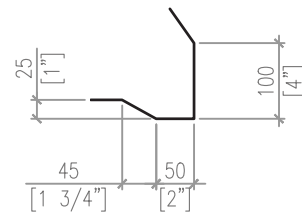
<b>CONCRETE:</b>		<b>MANUFACTURING REQUIREMENTS:</b>	INCLUDES PINS
FINISH - SMOOTH COLOR - GREY 28 DAY - 30 MPa (TYPE HSb) MASS - 528kg. (1160 lbs.)		CSA STANDARD: A23.4 (APPENDIX A&B) PCI STANDARD: MNL - 116/117 CPCI STANDARD: GROUP D - CATEGORY	



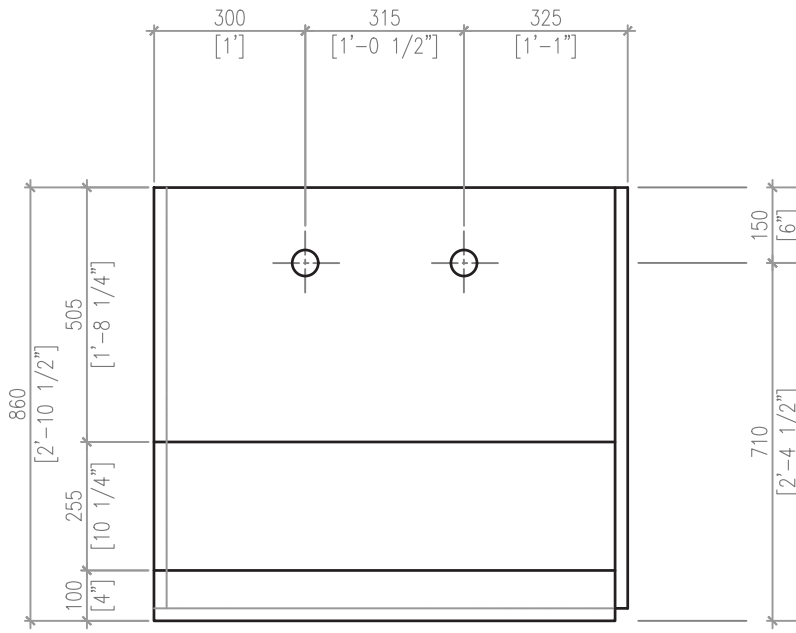
**TOP VIEW**



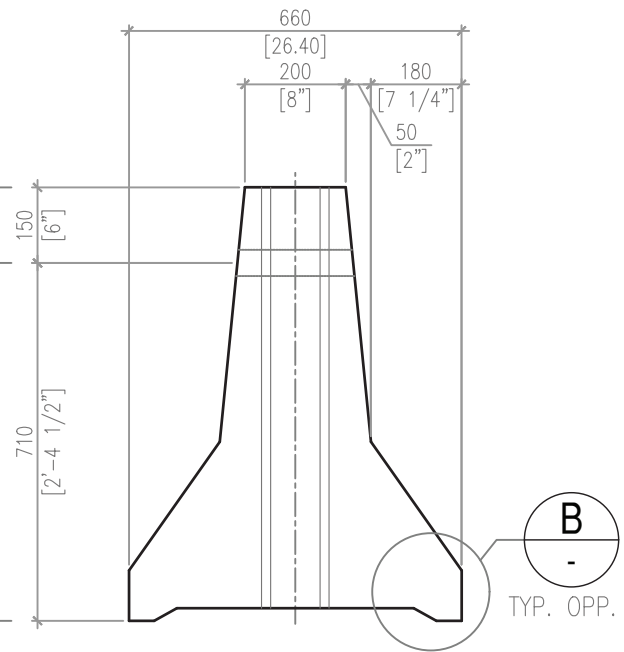
**DETAIL-A**



**DETAIL-B**



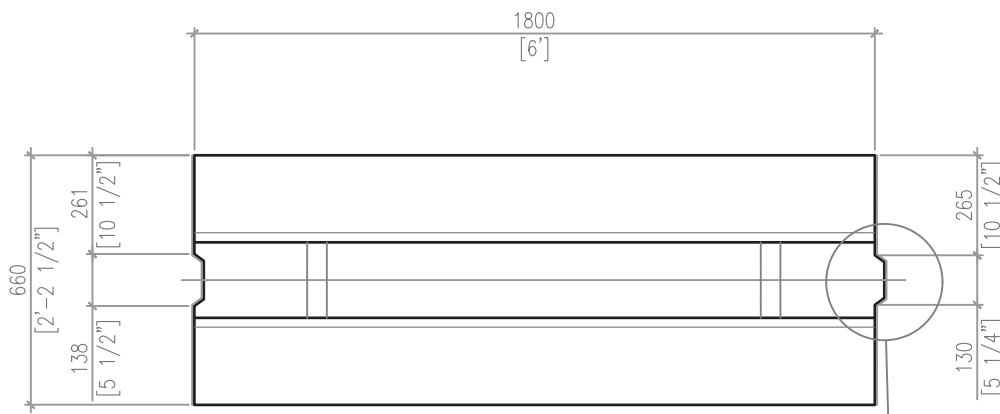
**SIDE VIEW**



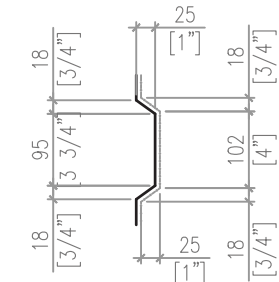
**END VIEW**

**B**  
 -  
 TYP. OPP.

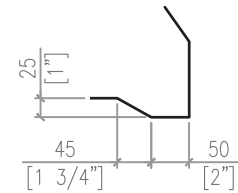
CONCRETE:	MANUFACTURING REQUIREMENTS:
FINISH - SMOOTH COLOR - GREY 28 DAY - 30 MPa (TYPE HSb) MASS - 619kg. (1365 lbs.)	CSA STANDARD: A23.4 (APPENDIX A&B) PCI STANDARD: MNL - 116/117 CPCI STANDARD: GROUP D - CATEGORY



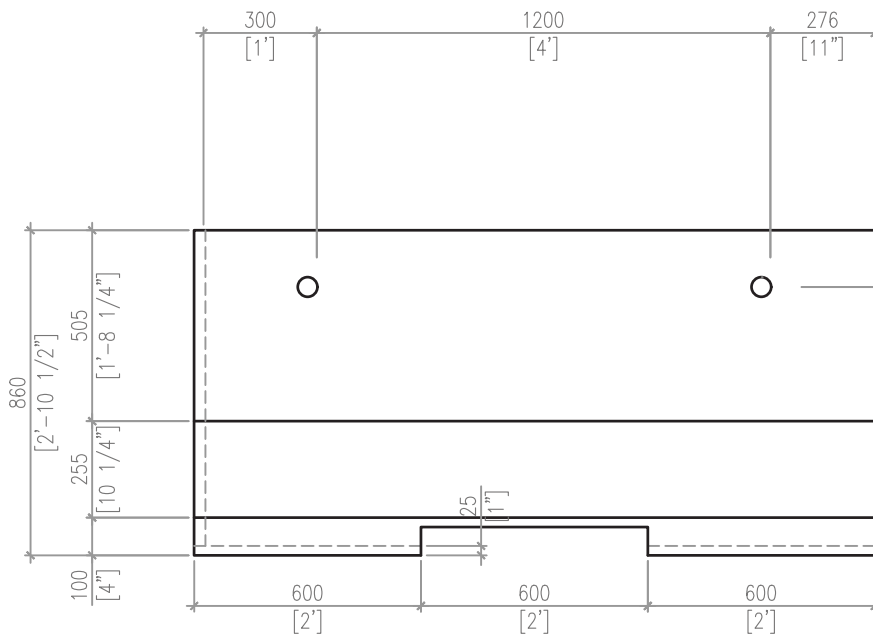
**TOP VIEW**



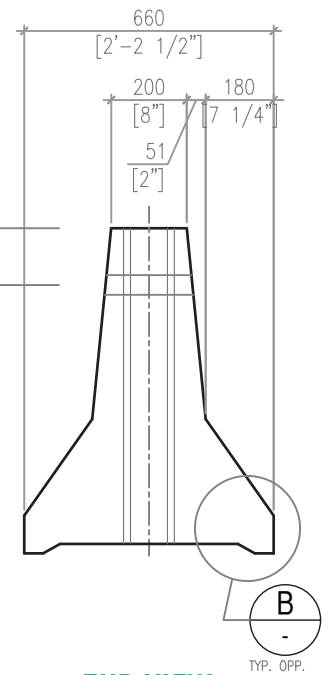
**DETAIL-A**



**DETAIL-B**



**SIDE VIEW**



**END VIEW**

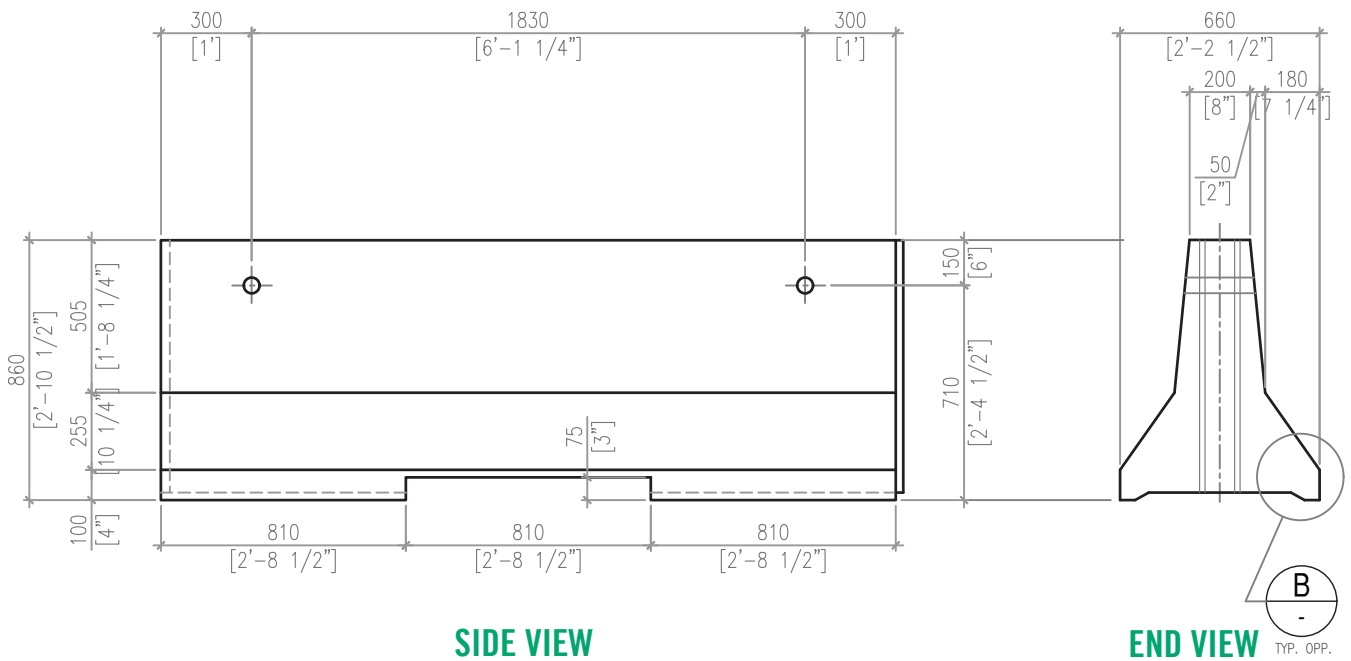
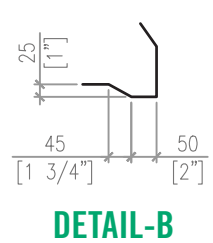
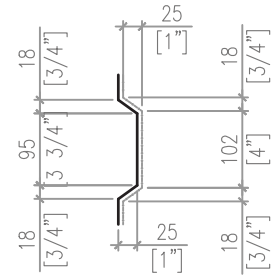
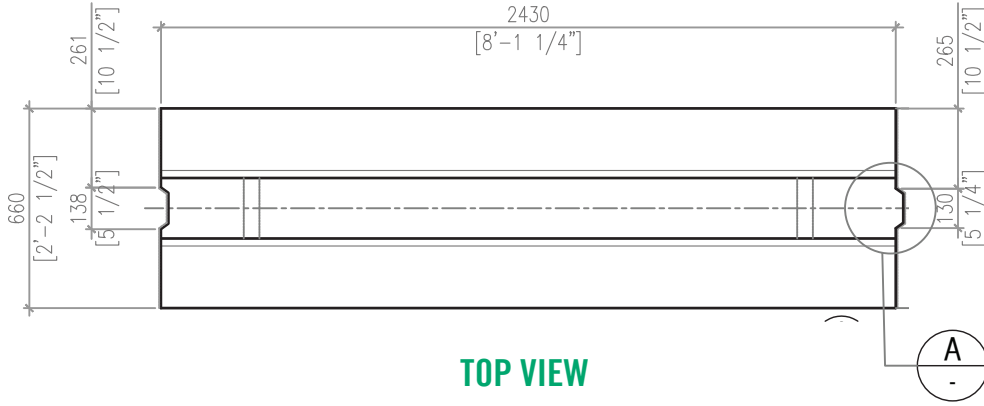
TYP. OPP.

**CONCRETE:**

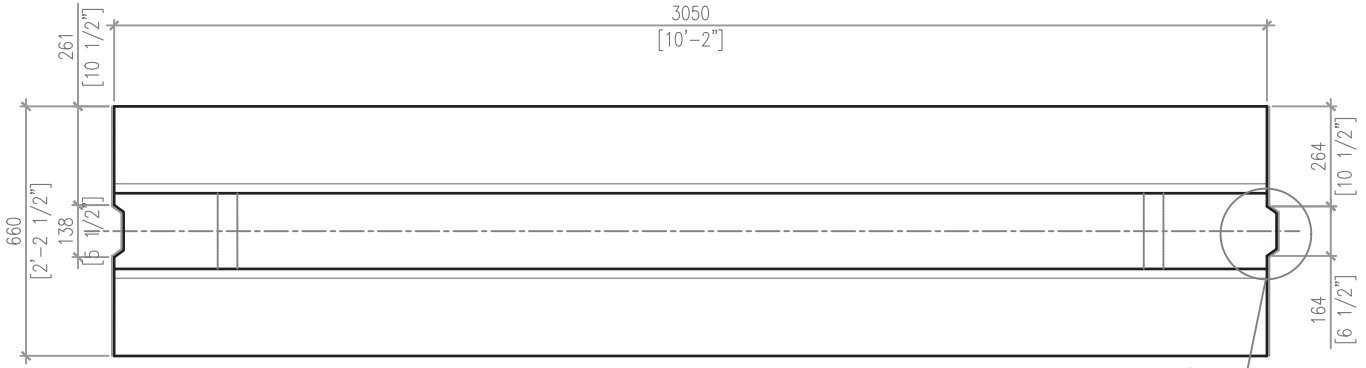
FINISH - SMOOTH  
 COLOR - GREY  
 28 DAY - 30 MPa (TYPE HSb)  
 MASS - 1290kg. (2690 lbs.)

**MANUFACTURING REQUIREMENTS:**

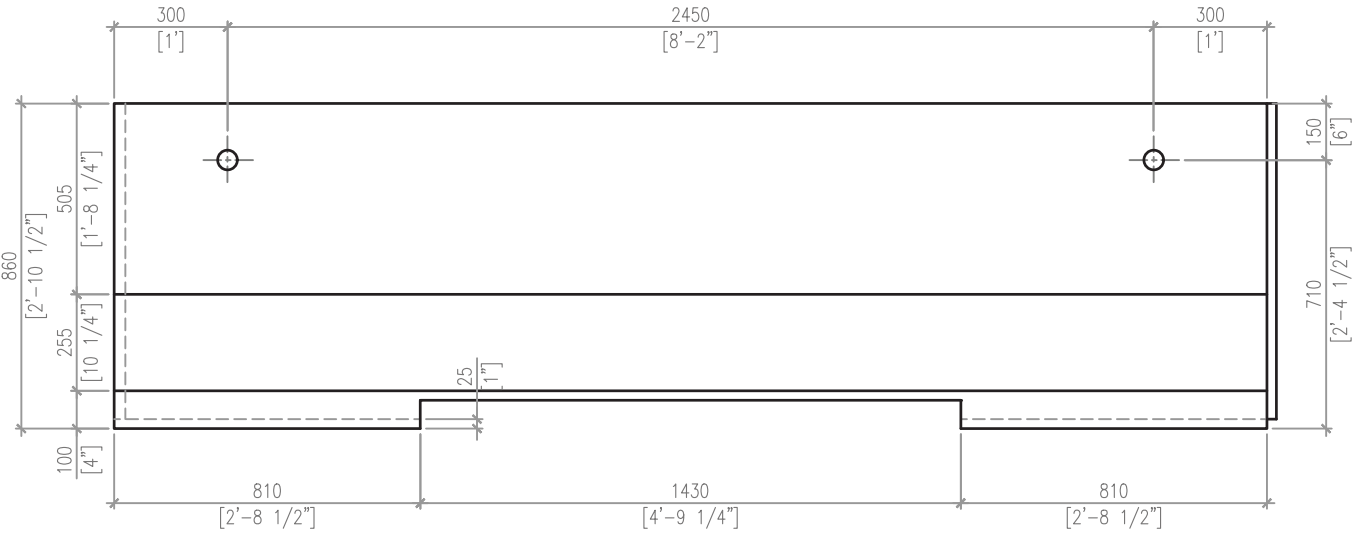
CSA STANDARD: A23.4 (APPENDIX A&B)  
 PCI STANDARD: MNL - 116/117  
 CPCI STANDARD: GROUP D - CATEGORY



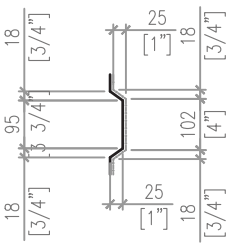
CONCRETE:		MANUFACTURING REQUIREMENTS:
FINISH - SMOOTH	COLOR - GREY	CSA STANDARD: A23.4 (APPENDIX A&B)
28 DAY - 30 MPa (TYPE HSb)	MASS - 1650kg. (1365 lbs.)	PCI STANDARD: MNL - 116/117
		CPCI STANDARD: GROUP D - CATEGORY



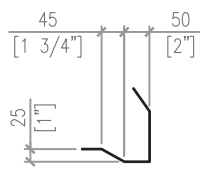
**TOP VIEW**



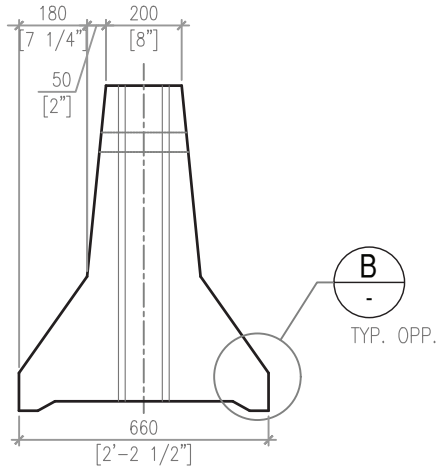
**SIDE VIEW**



**DETAIL-A**



**DETAIL-B**

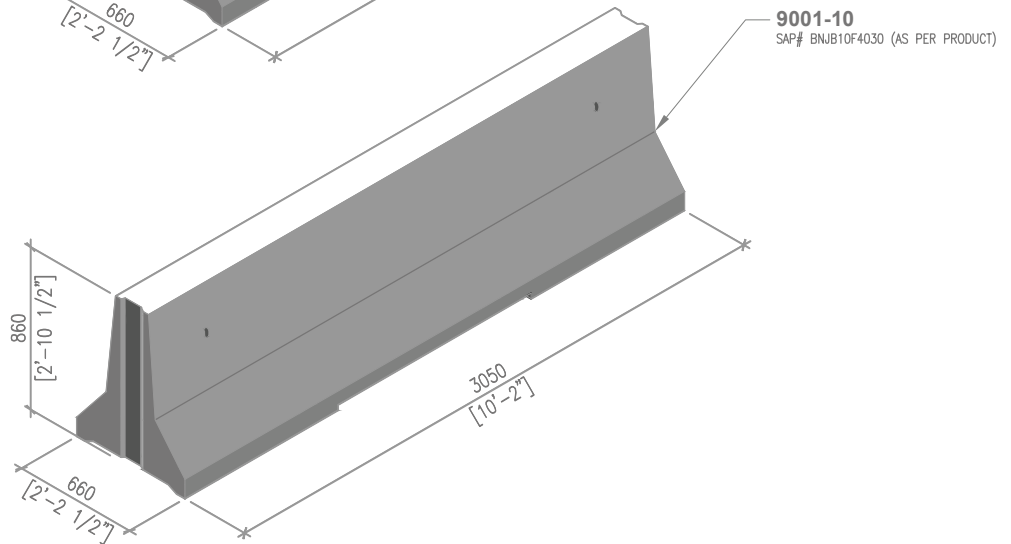
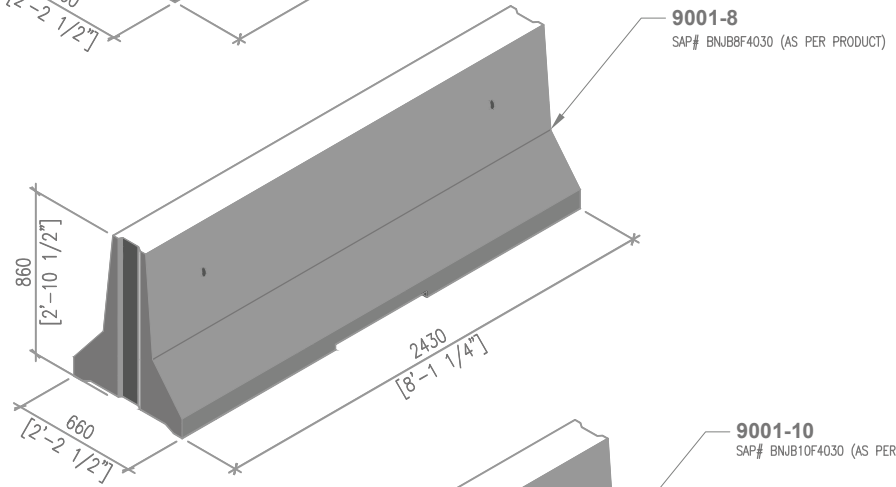
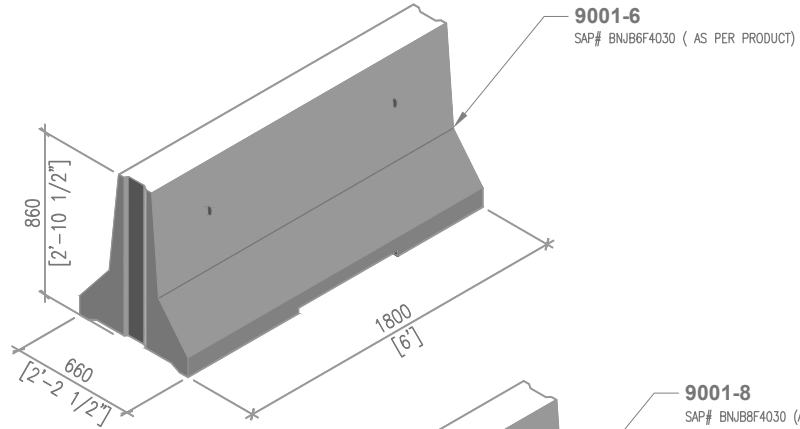
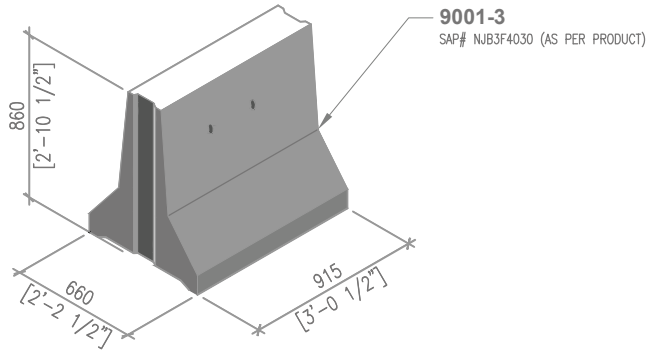


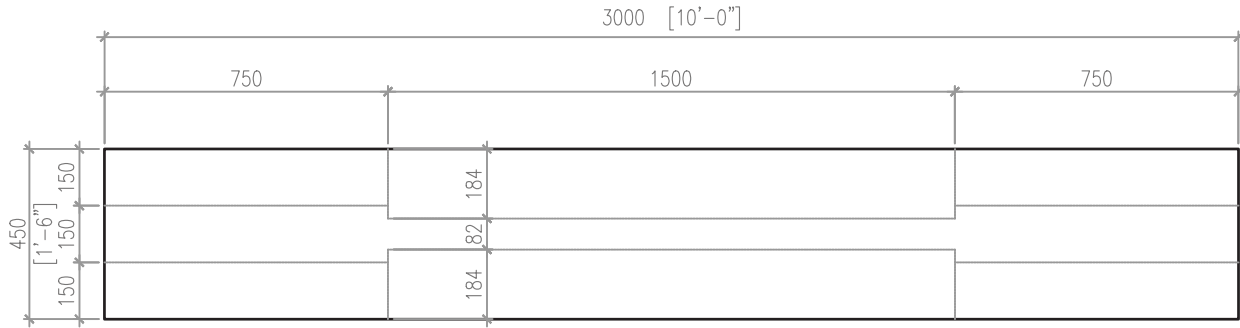
**END VIEW**

**B**  
 TYP. OPP.


CONCRETE:		MANUFACTURING REQUIREMENTS:
FINISH - SMOOTH	COLOR - GREY	CSA STANDARD: A23.4 (APPENDIX A&B)
28 DAY - 30 MPa (TYPE HSb)	MASS - 2210kg. (4872 lbs.)	PCI STANDARD: MNL - 116/117
		CPCI STANDARD: GROUP D - CATEGORY



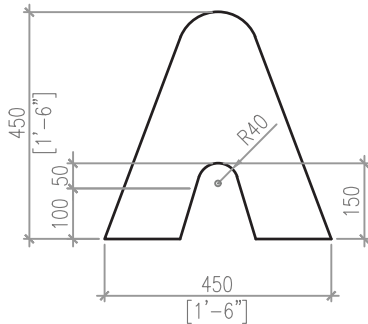




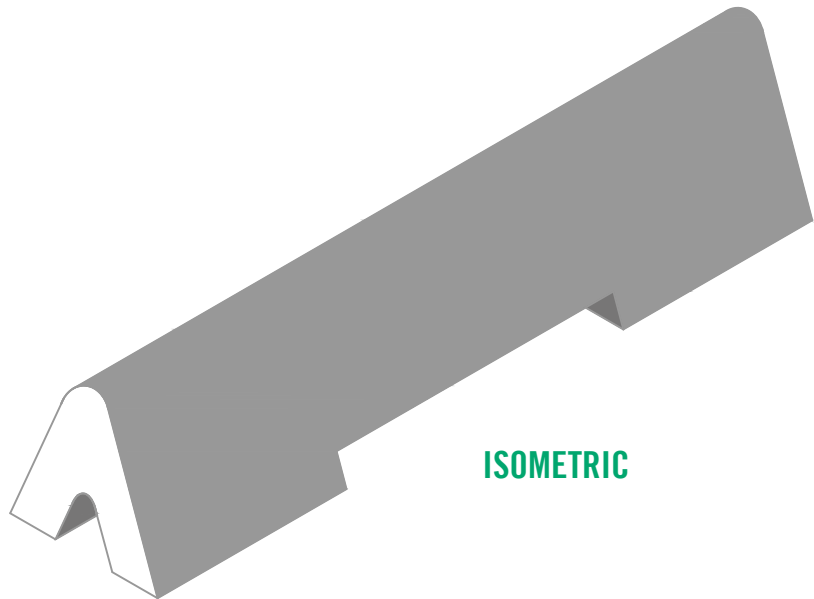
**TOP VIEW**



**SIDE VIEW**

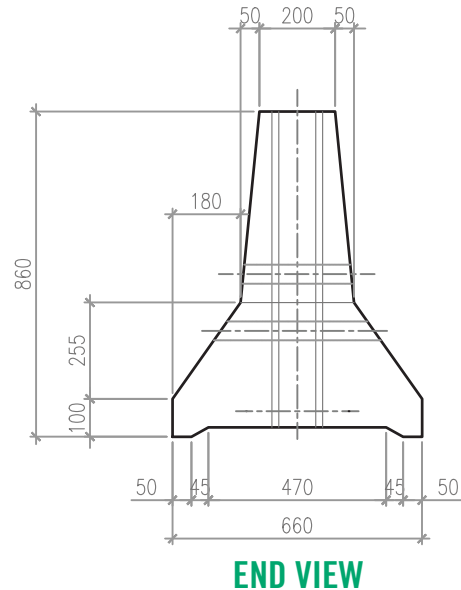
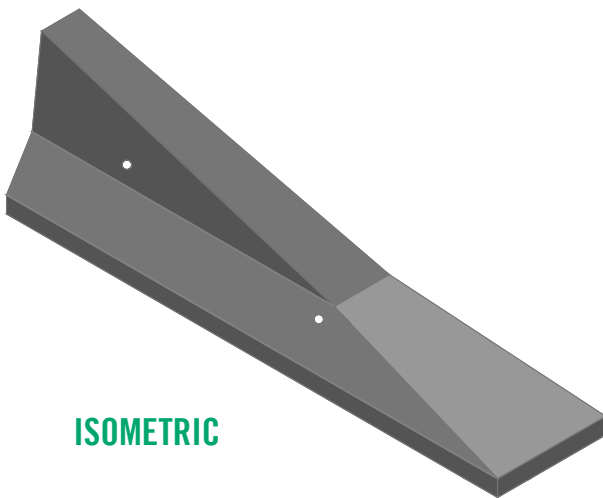
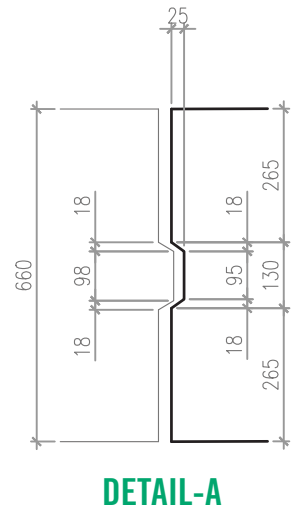
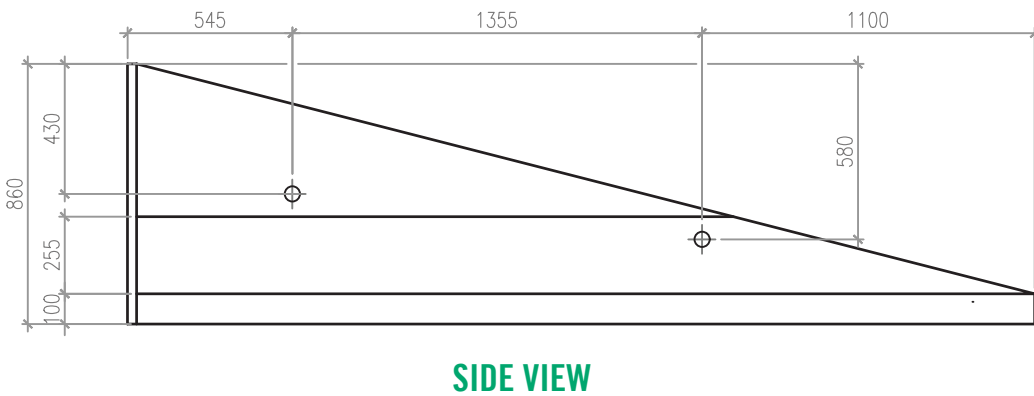
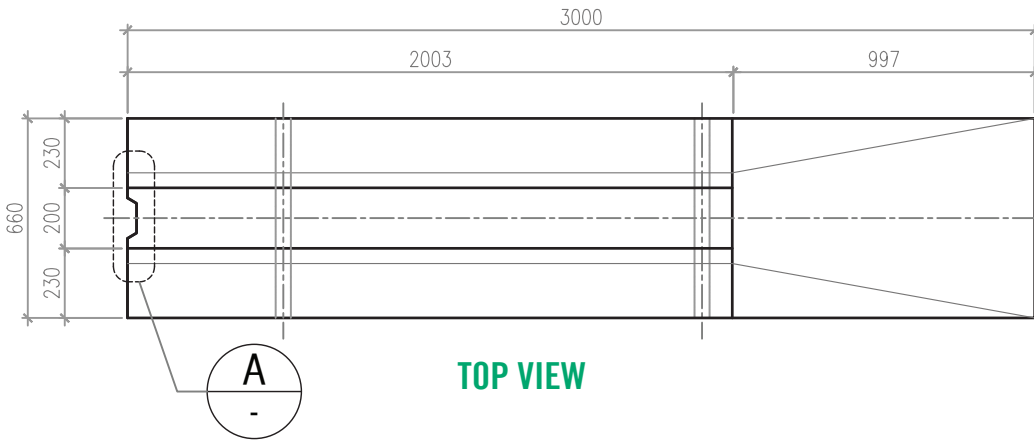


**END VIEW**

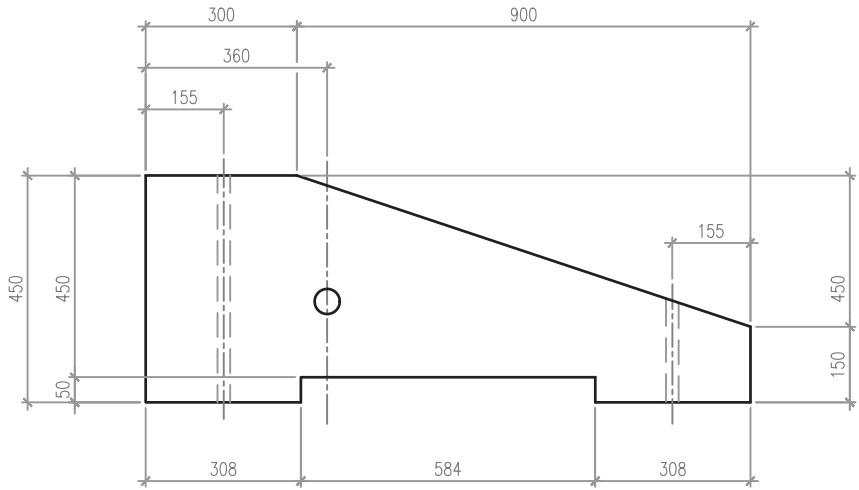


**ISOMETRIC**

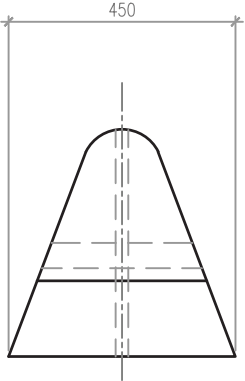
CONCRETE:		MANUFACTURING REQUIREMENTS:
FINISH - SMOOTH	COLOR - GREY	CSA STANDARD: A23.4 (APPENDIX A&B)
28 DAY - 30 MPa (TYPE HSb)	MASS - 708kg. (1690 lbs.)	PCI STANDARD: MNL - 116/117
		CPCI STANDARD: GROUP D - CATEGORY



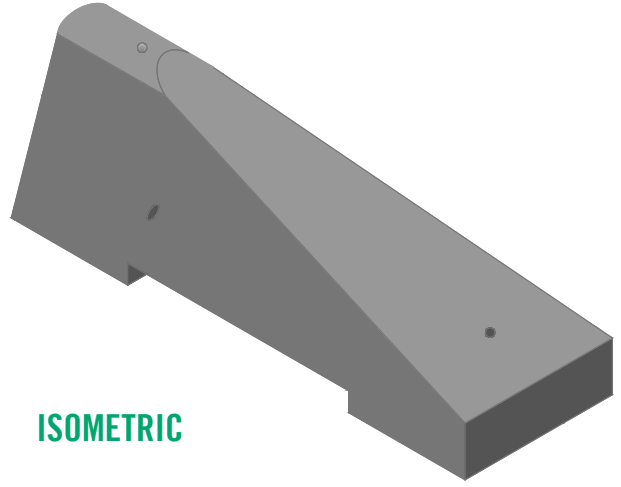
CONCRETE:	MANUFACTURING REQUIREMENTS:	
FINISH - SMOOTH COLOR - GREY 28 DAY - 30 MPa (TYPE HSb) MASS - 1380kg. (3040 lbs.)	CSA STANDARD: A23.4 (APPENDIX A&B) PCI STANDARD: MNL - 116/117 CPCI STANDARD: GROUP D - CATEGORY	
		EXTERNAL REF.: CITY OF CALGARY ITEM NO: 163159



**TOP VIEW**

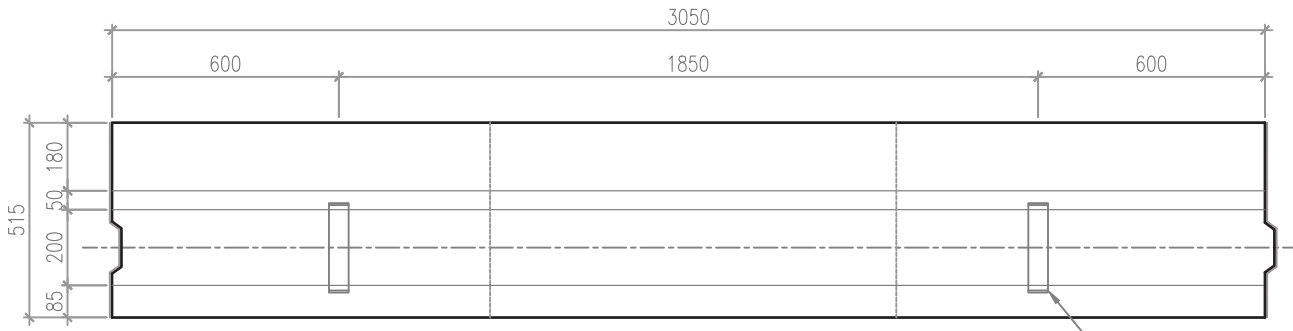


**END VIEW**



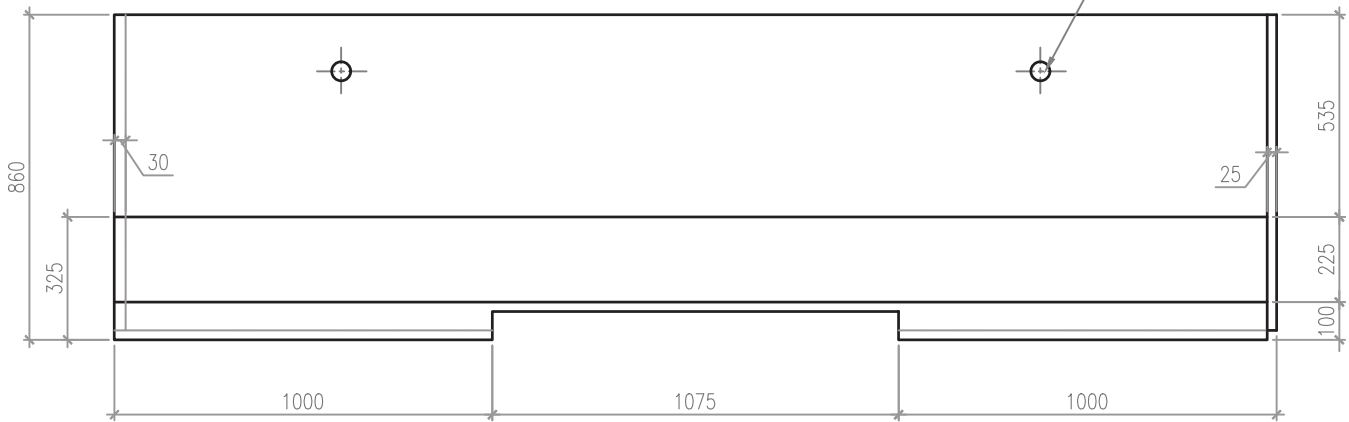
**ISOMETRIC**

CONCRETE:		MANUFACTURING REQUIREMENTS:
FINISH - SMOOTH COLOR - GREY 28 DAY - 30 MPa (TYPE HSb) MASS - 265kg. (585 lbs.)		CSA STANDARD: A23.4 (APPENDIX A&B) PCI STANDARD: MNL - 116/117 CPCI STANDARD: GROUP D - CATEGORY

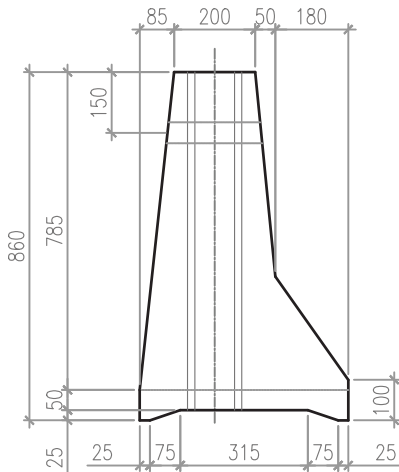


**TOP VIEW**

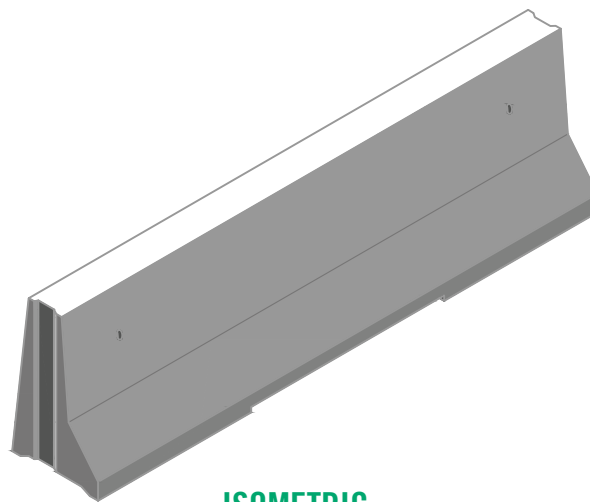
2"(50mm)Ø  
LIFT HOLES



**SIDE VIEW**

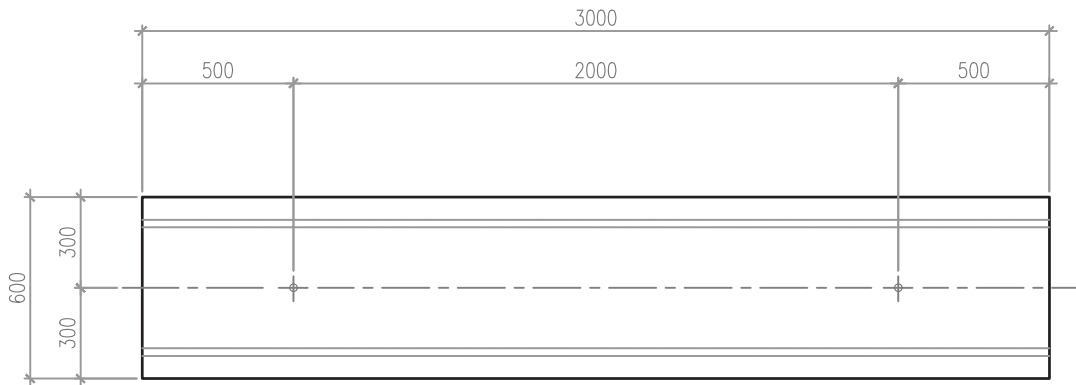


**END VIEW**

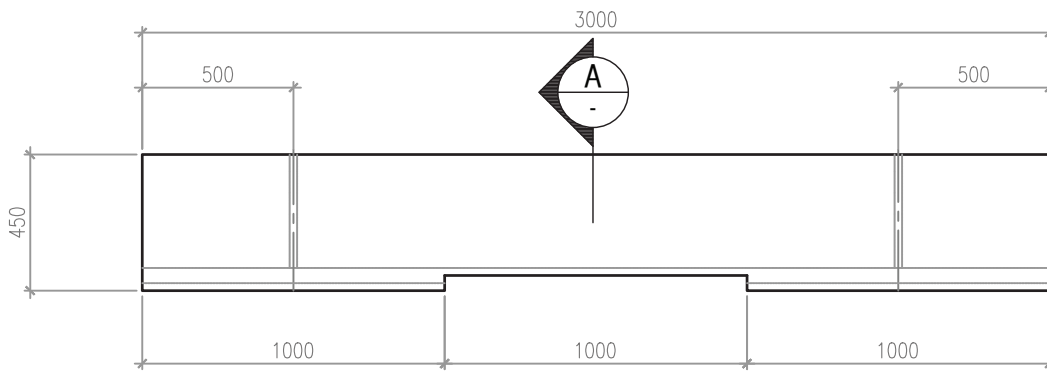


**ISOMETRIC**

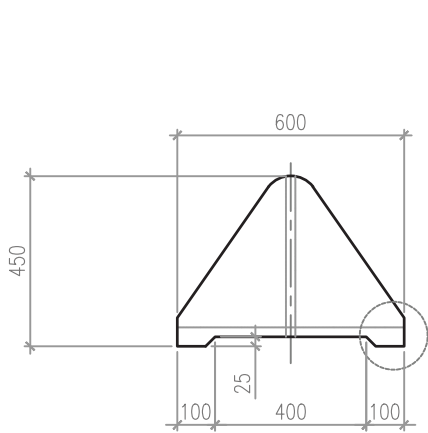
CONCRETE:	MANUFACTURING REQUIREMENTS:	
FINISH - SMOOTH COLOR - GREY 28 DAY - 30 MPa (TYPE HSb) MASS - 600kg. (1320 lbs.)	CSA STANDARD: A23.4 (APPENDIX A&B) PCI STANDARD: MNL - 116/117 CPCI STANDARD: GROUP D - CATEGORY	



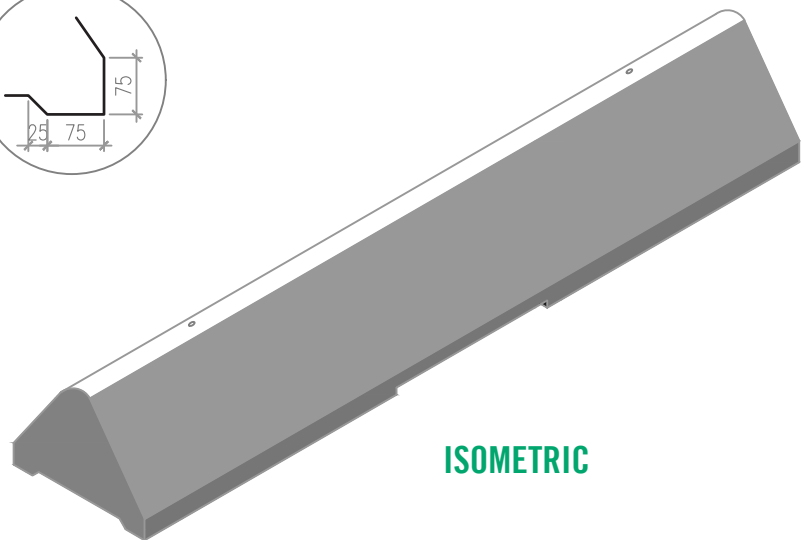
**TOP VIEW**



**SIDE VIEW**

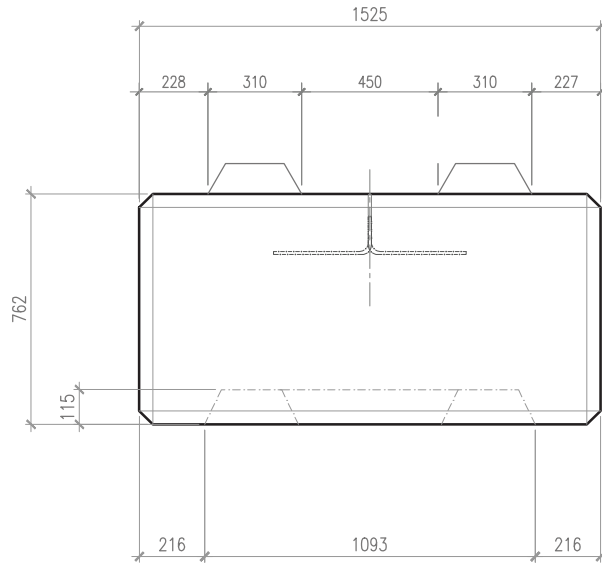


**SECTION-A**

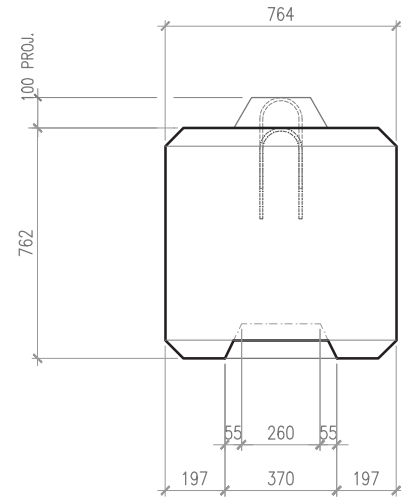


**ISOMETRIC**

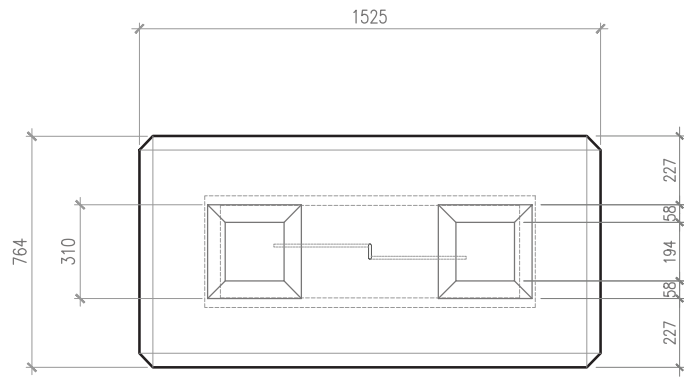
CONCRETE:		MANUFACTURING REQUIREMENTS:
FINISH - SMOOTH COLOR - GREY 28 DAY - 30 MPa (TYPE HSb) MASS - 1106kg. (2434 lbs.)		CSA STANDARD: A23.4 (APPENDIX A&B) PCI STANDARD: MNL - 116/117 CPCI STANDARD: GROUP D - CATEGORY




**END VIEW**



**SIDE VIEW**

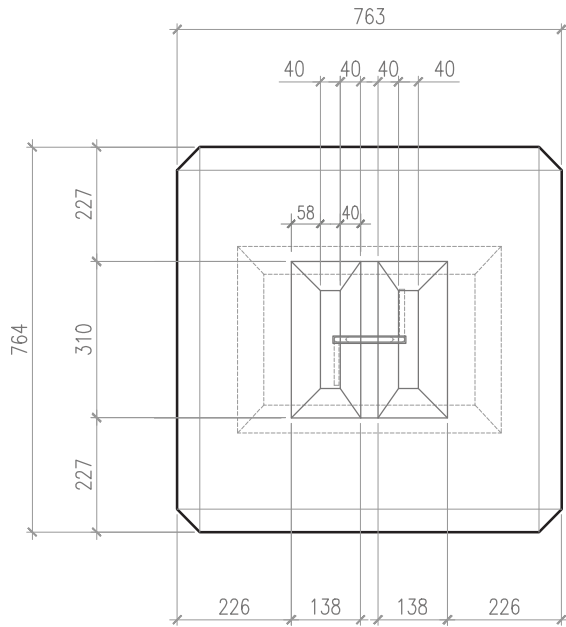


**TOP VIEW**

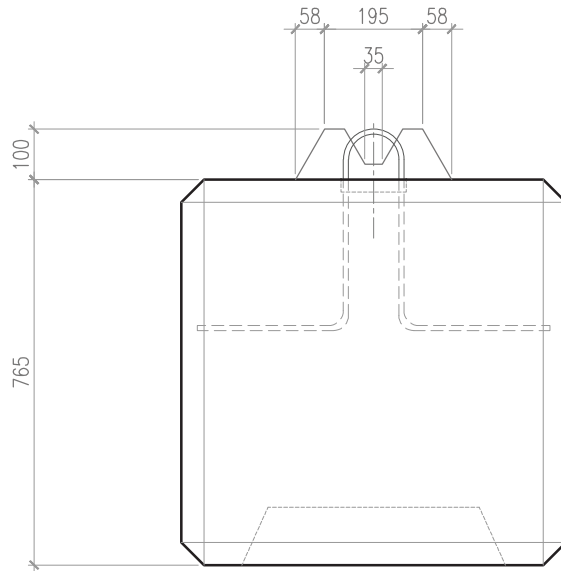


**ISOMETRIC**


CONCRETE:	MANUFACTURING REQUIREMENTS:	PRODUCT NOTES: CONCRETE MEETS NO SPECIFICATIONS. NO AIR RANGE. NO 28 DAY STRENGTH. CONCRETE IS POURED WITH LEFTOVERS FROM DAILY BATCH AND MAY TAKE 2 OR MORE POUR. COLD JOINTS WILL APPEAR ON BLOCKS THAT NEED MULTIPLE POURS TO COMPLETE. LAFARGE NOT RESPONSIBLE FOR END USE. ESTIMATED SELF WEIGHT 4100lbs. (1860 kg.). LAFARGE LIFTING PROCEDURE TO BE FOLLOWED. CERTIFIED CHAINS WITH VALID RATING TO BE USED.
FINISH - SMOOTH COLOR - GREY 28 DAY - 30 MPa (TYPE HSb) MASS - 1860kg. (4100 lbs.)	CSA STANDARD: A23.4 (APPENDIX A&B) PCI STANDARD: MNL - 116/117 CPCI STANDARD: GROUP D - CATEGORY	



**TOP VIEW**



**END VIEW**



**ISOMETRIC**

**CONCRETE:**

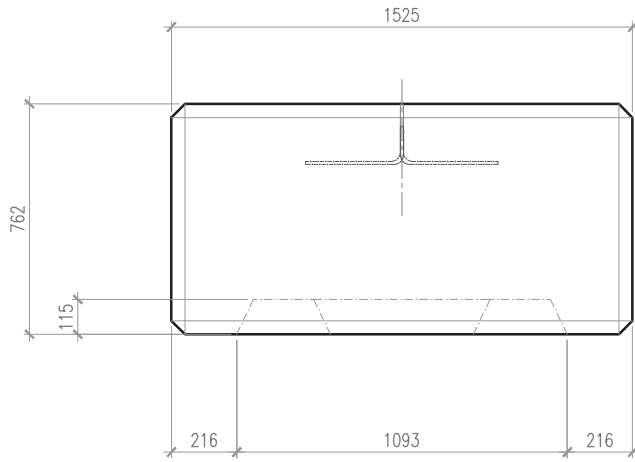
FINISH - SMOOTH  
 COLOR - GREY  
 28 DAY - 30 MPa (TYPE HSb)  
 MASS - 930kg. (2050 lbs.)

**MANUFACTURING REQUIREMENTS:**

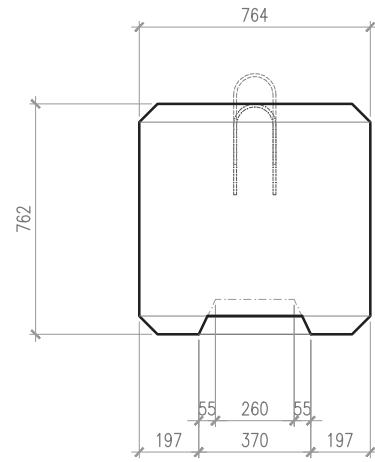
CSA STANDARD: A23.4 (APPENDIX A&B)  
 PCI STANDARD: MNL - 116/117  
 CPCI STANDARD: GROUP D - CATEGORY

PRODUCT NOTES: CONCRETE MEETS NO SPECIFICATIONS. NO AIR RANGE. NO 28 DAY STRENGTH. CONCRETE IS POURED WITH LEFTOVERS FROM DAILY BATCH AND MAY TAKE 2 OR MORE POUR. COLD JOINTS WILL APPEAR ON BLOCKS THAT NEED MULTIPLE POURS TO COMPLETE. LAFARGE NOT RESPONSIBLE FOR END USE. ESTIMATED SELF WEIGHT 2050lbs. (930 kg.). LAFARGE LIFTING PROCEDURE TO BE FOLLOWED. CERTIFIED CHAINS WITH VALID RATING TO BE USED.

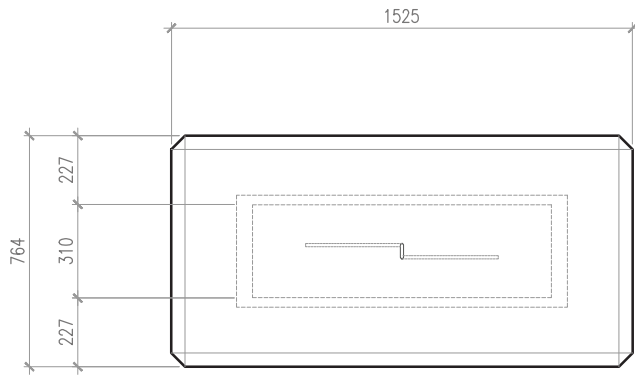





**END VIEW**



**SIDE VIEW**

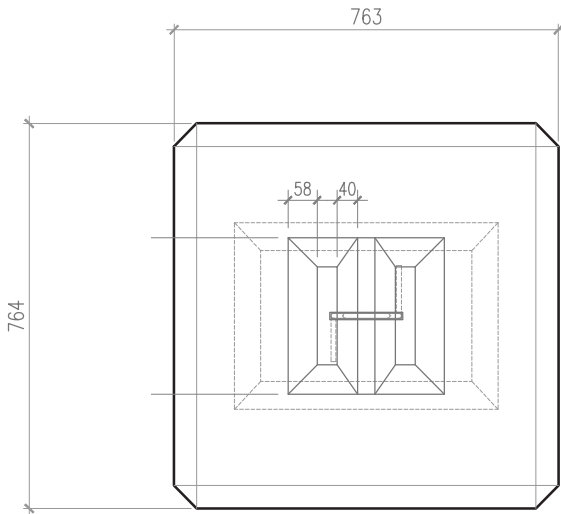


**TOP VIEW**

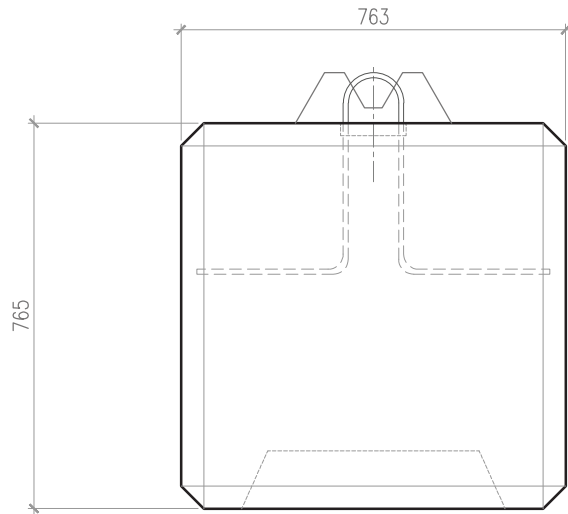


**ISOMETRIC**

CONCRETE:		MANUFACTURING REQUIREMENTS:	CLASS A SINGLE POUR
FINISH - SMOOTH COLOR - GREY 28 DAY - 30 MPa (TYPE HSb) MASS - 1860kg. (4100 lbs.)		CSA STANDARD: A23.4 (APPENDIX A&B) PCI STANDARD: MNL - 116/117 CPCI STANDARD: GROUP D - CATEGORY	
			EXTERNAL REF.:
			FORTIS



**TOP VIEW**

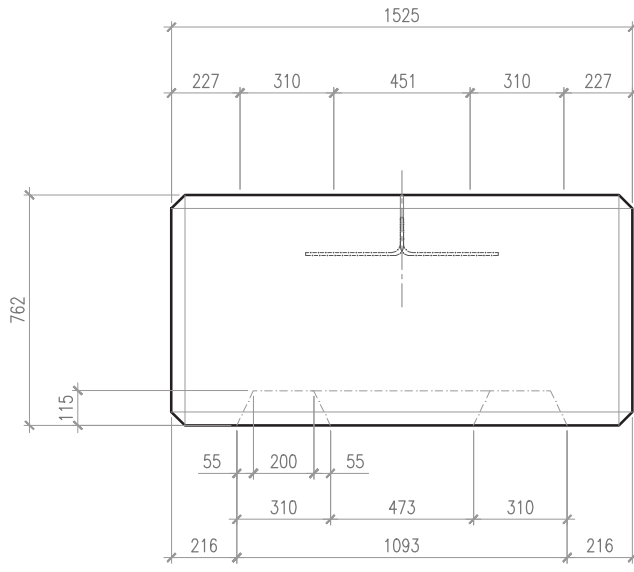


**END VIEW**

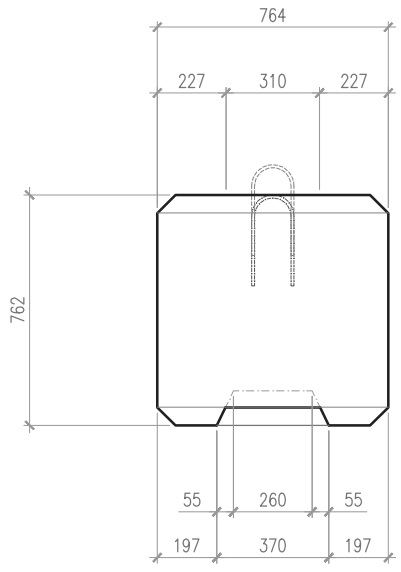


**ISOMETRIC**

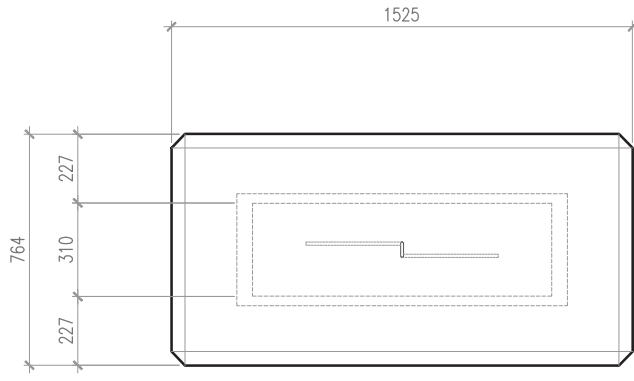
CONCRETE:		MANUFACTURING REQUIREMENTS:		CLASS A SINGLE POUR
FINISH - SMOOTH COLOR - GREY 28 DAY - 30 MPa (TYPE HSb) MASS - 930kg. (2050 lbs.)	CSA STANDARD: A23.4 (APPENDIX A&B) PCI STANDARD: MNL - 116/117 CPCI STANDARD: GROUP D - CATEGORY			




**END VIEW**



**SIDE VIEW**

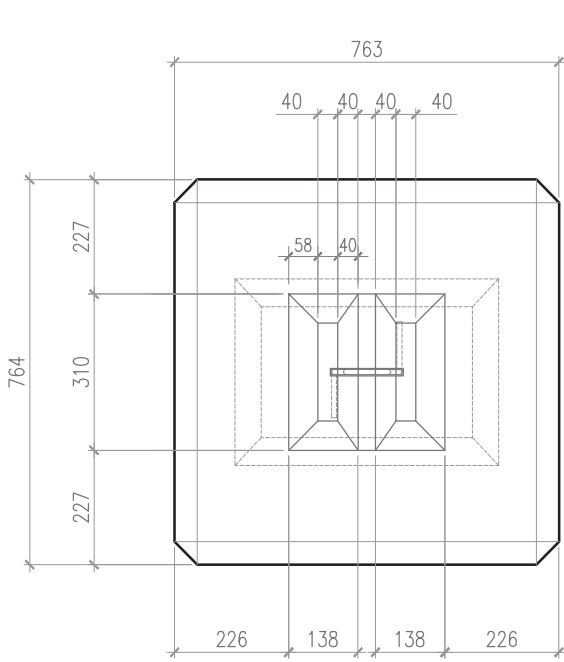


**TOP VIEW**

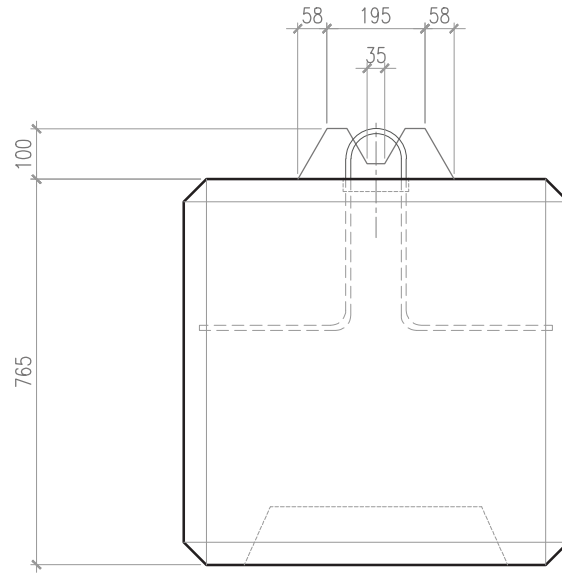


**ISOMETRIC**


CONCRETE:		MANUFACTURING REQUIREMENTS:	ENGINEERED BLOCK CLASS A SINGLE POUR
FINISH - SMOOTH COLOR - GREY 28 DAY - 30 MPa (TYPE HSb) MASS - 1860kg. (4100 lbs.)		CSA STANDARD: A23.4 (APPENDIX A&B) PCI STANDARD: MNL - 116/117 CPCI STANDARD: GROUP D - CATEGORY	



**TOP VIEW**

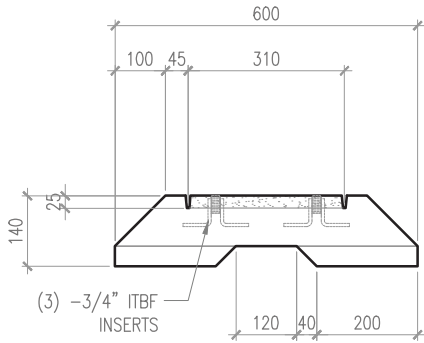


**END VIEW**

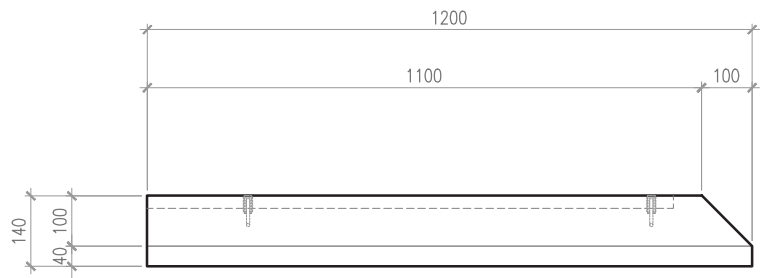


**ISOMETRIC**

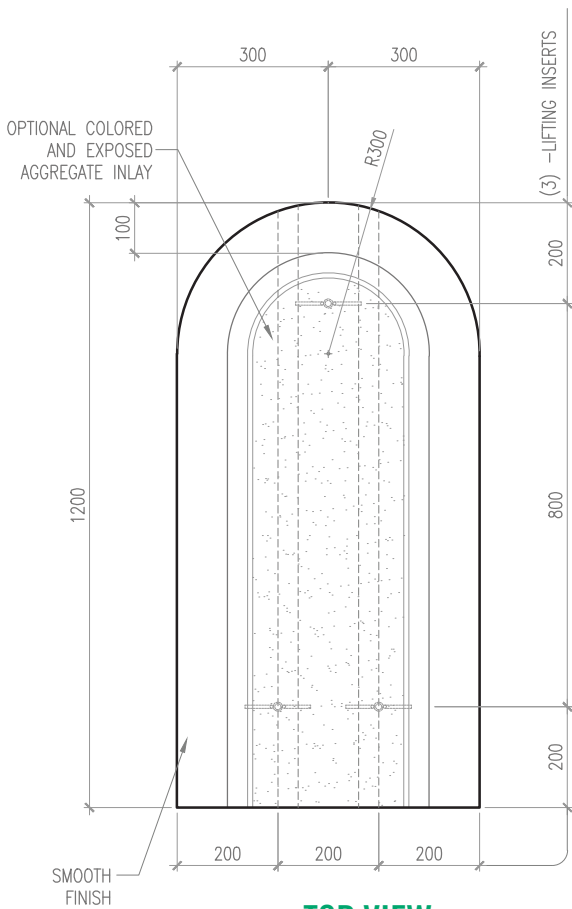
CONCRETE:		MANUFACTURING REQUIREMENTS:		ENGINEERED BLOCK CLASS A SINGLE POUR
FINISH - SMOOTH COLOR - GREY 28 DAY - 30 MPa (TYPE HSb) MASS - 930kg. (2050 lbs.)		CSA STANDARD: A23.4 (APPENDIX A&B) PCI STANDARD: MNL - 116/117 CPCI STANDARD: GROUP D - CATEGORY		




**END VIEW**



**RIGHT SIDE VIEW**

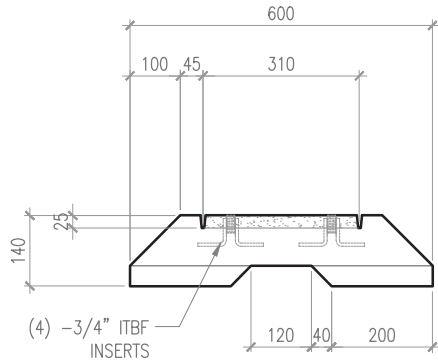


**TOP VIEW**

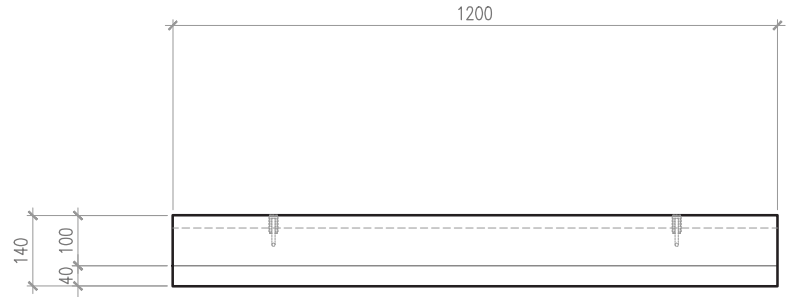


**ISOMETRIC**

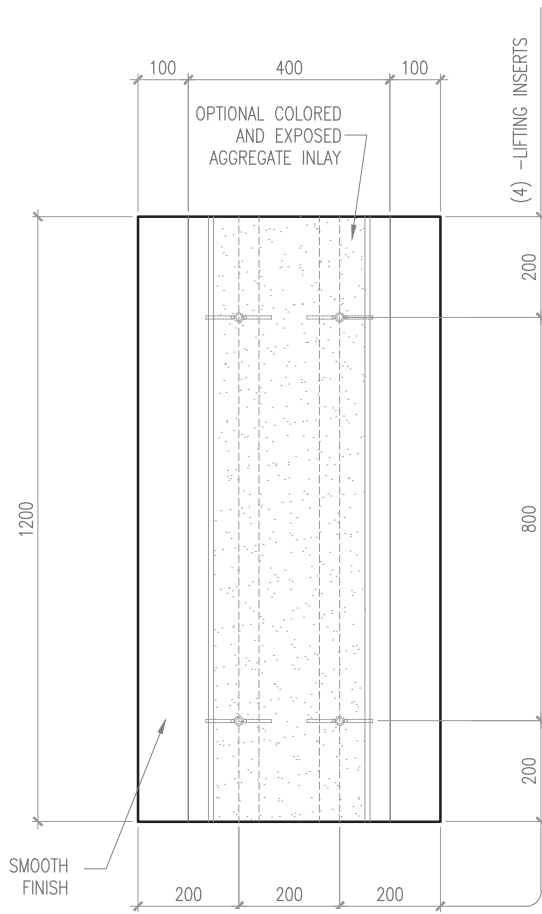
<b>CONCRETE:</b>	<b>MANUFACTURING REQUIREMENTS:</b>	SAP 9050B600P PIGMENTED
EXTERIOR INLAY - GRAY SMOOTH INLAY FINISH - GREY OR PIGMENTED 28 DAY - 35 MPa (TYPE HSb) MASS - 228kg. (503 lbs.)	CSA STANDARD: A23.4 (APPENDIX A&B) PCI STANDARD: MNL - 116/117 CPCI STANDARD: GROUP D - CATEGORY	TOWN OF CANMORE
		ITEM #7




**END VIEW**



**SIDE VIEW**

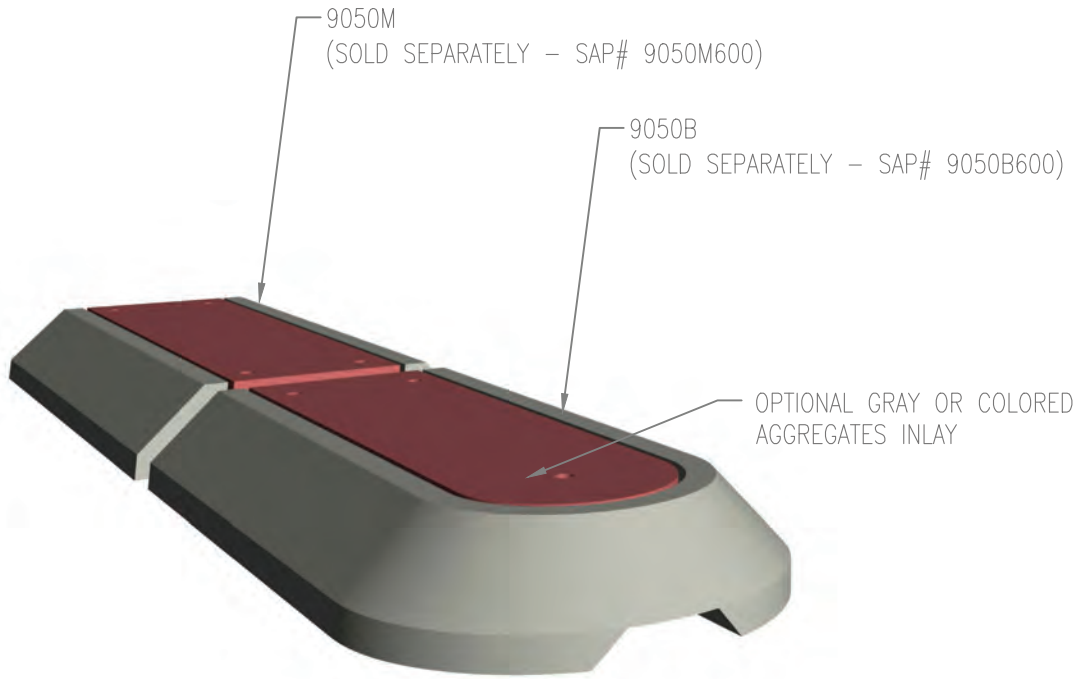


**TOP VIEW**

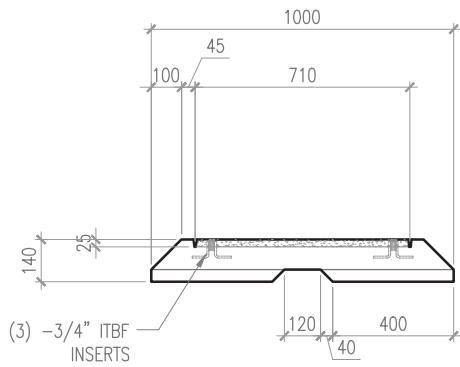


**ISOMETRIC**

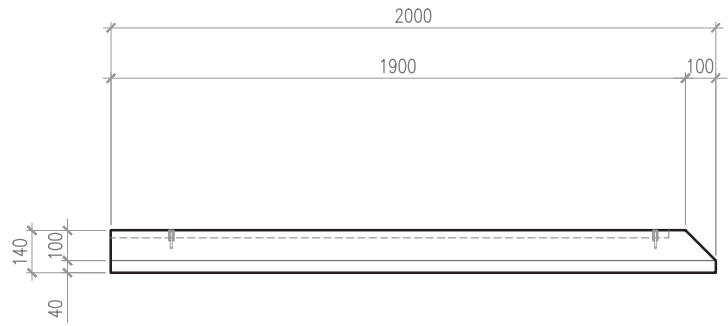
<b>CONCRETE:</b>	<b>MANUFACTURING REQUIREMENTS:</b>	SAP 9050M600P PIGMENTED
EXTERIOR INLAY - GRAY SMOOTH INLAY FINISH - GREY OR PIGMENTED 28 DAY - 35 MPa (TYPE HSb) MASS - 190kg. (420 lbs.)	CSA STANDARD: A23.4 (APPENDIX A&B) PCI STANDARD: MNL - 116/117 CPCI STANDARD: GROUP D - CATEGORY	
		TOWN OF CANMORE
		ITEM #1



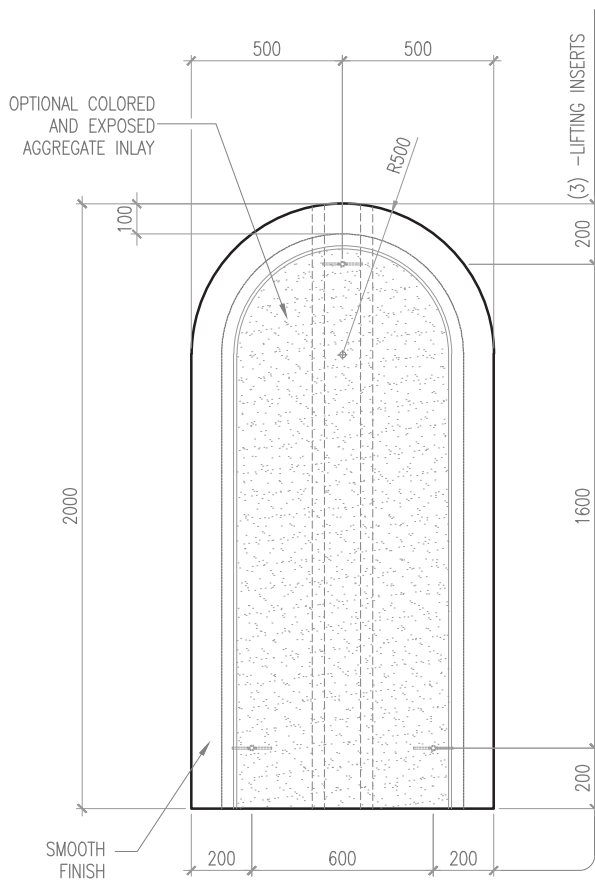
**ISOMETRIC**




**END VIEW**



**SIDE VIEW**



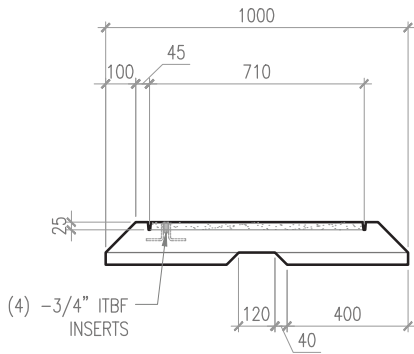
**TOP VIEW**



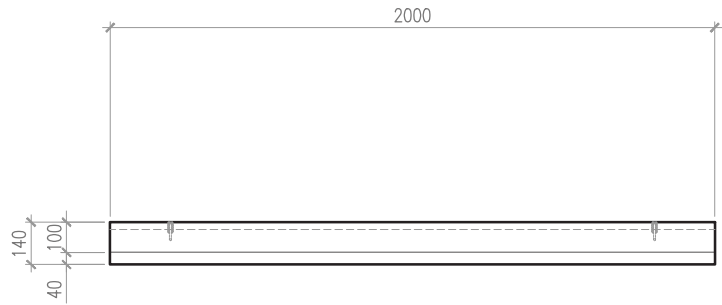
**ISOMETRIC**

<b>CONCRETE:</b>	<b>MANUFACTURING REQUIREMENTS:</b>	SAP 9051B1000P PIGMENTED
EXTERIOR INLAY - GRAY SMOOTH INLAY FINISH - GREY OR PIGMENTED 28 DAY - 35 MPa (TYPE HSb) MASS - 624kg. (1376 lbs.)	CSA STANDARD: A23.4 (APPENDIX A&B) PCI STANDARD: MNL - 116/117 CPCI STANDARD: GROUP D - CATEGORY	TOWN OF CANMORE
		ITEM #8

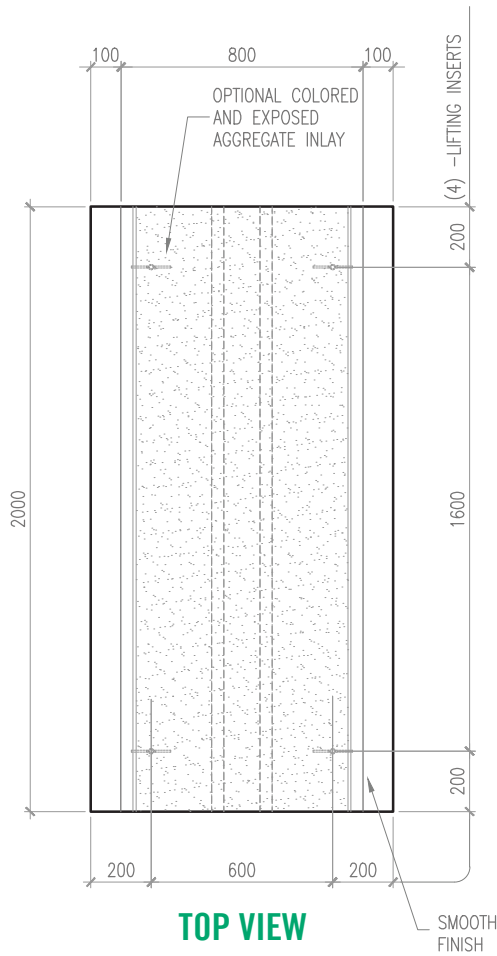





**END VIEW**



**SIDE VIEW**

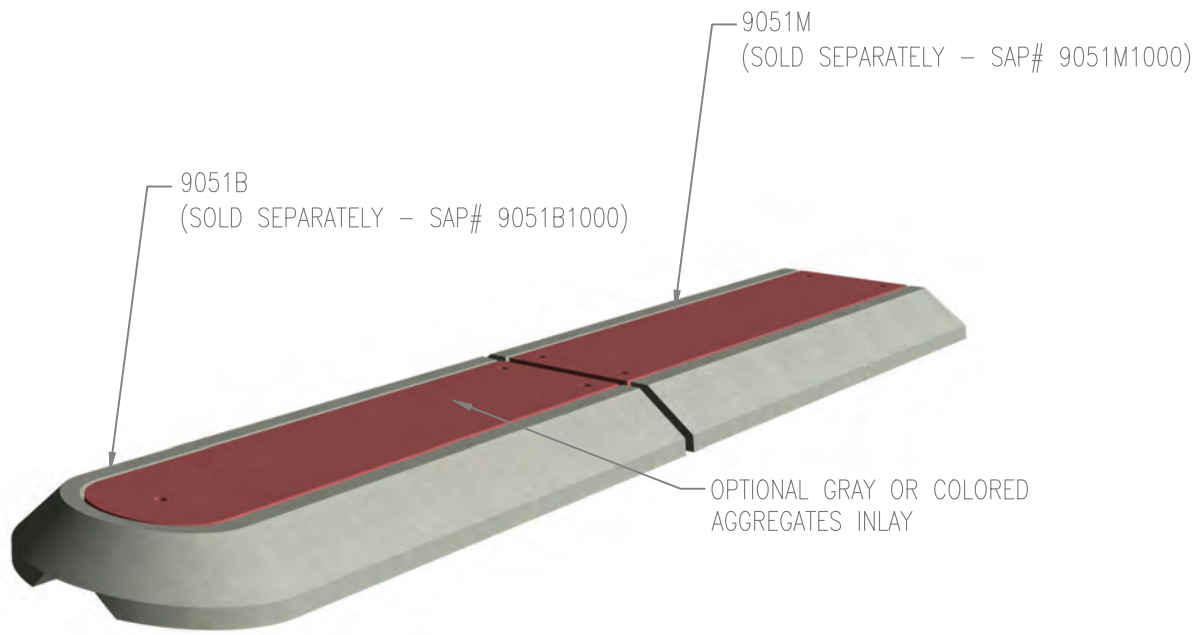


**TOP VIEW**

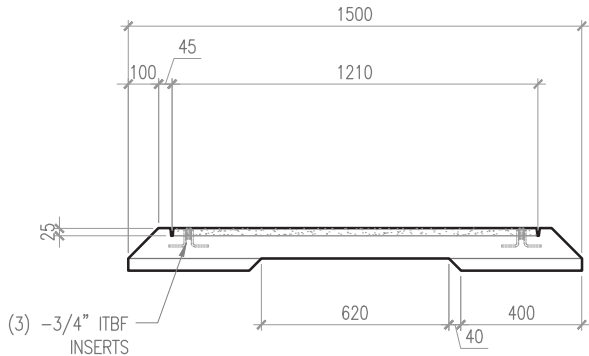


**ISOMETRIC**

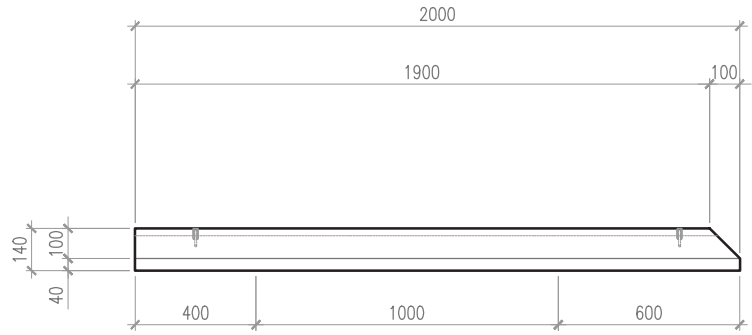
<b>CONCRETE:</b>	<b>MANUFACTURING REQUIREMENTS:</b>	SAP 9051M1000P PIGMENTED
EXTERIOR INLAY - GRAY SMOOTH INLAY FINISH - GREY OR PIGMENTED 28 DAY - 35 MPa (TYPE HSb) MASS - 672kg. (1482 lbs.)	CSA STANDARD: A23.4 (APPENDIX A&B) PCI STANDARD: MNL - 116/117 CPCI STANDARD: GROUP D - CATEGORY	TOWN OF CANMORE
		ITEM #2



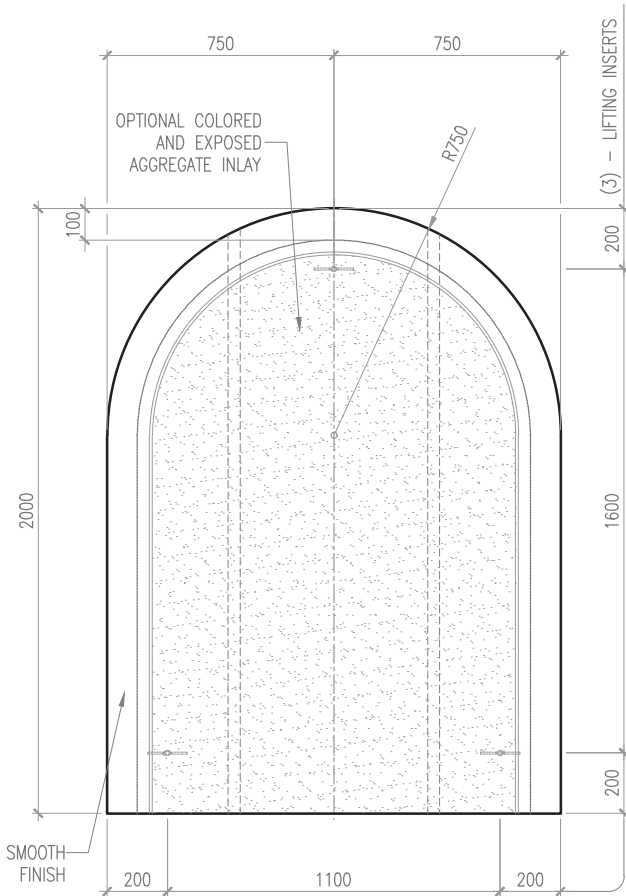
**ISOMETRIC**




**END VIEW**



**RIGHT SIDE VIEW**

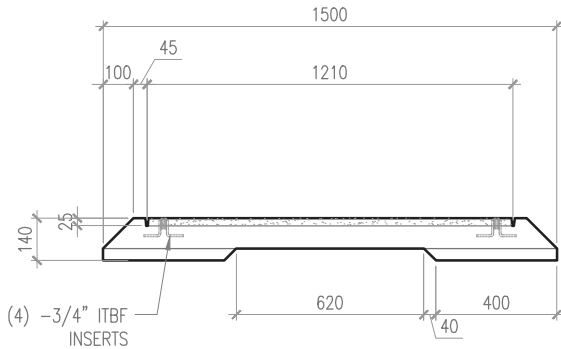


**TOP VIEW**

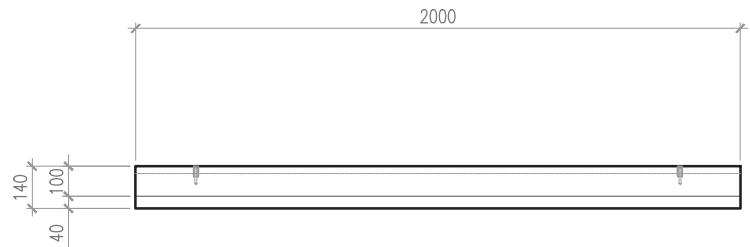


**ISOMETRIC**

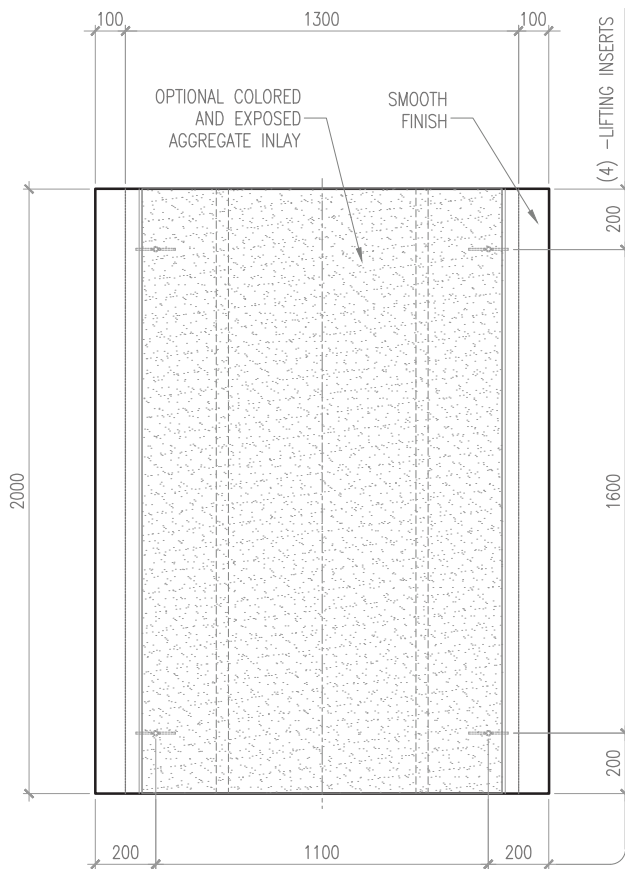
<b>CONCRETE:</b>	<b>MANUFACTURING REQUIREMENTS:</b>	SAP 9052B1500P PIGMENTED
EXTERIOR INLAY - GRAY SMOOTH INLAY FINISH - GREY OR PIGMENTED 28 DAY - 35 MPa (TYPE HSb) MASS - 926kg. (2039 lbs.)	CSA STANDARD: A23.4 (APPENDIX A&B) PCI STANDARD: MNL - 116/117 CPCI STANDARD: GROUP D - CATEGORY	TOWN OF CANMORE ITEM #9




**END VIEW**



**SIDE VIEW**

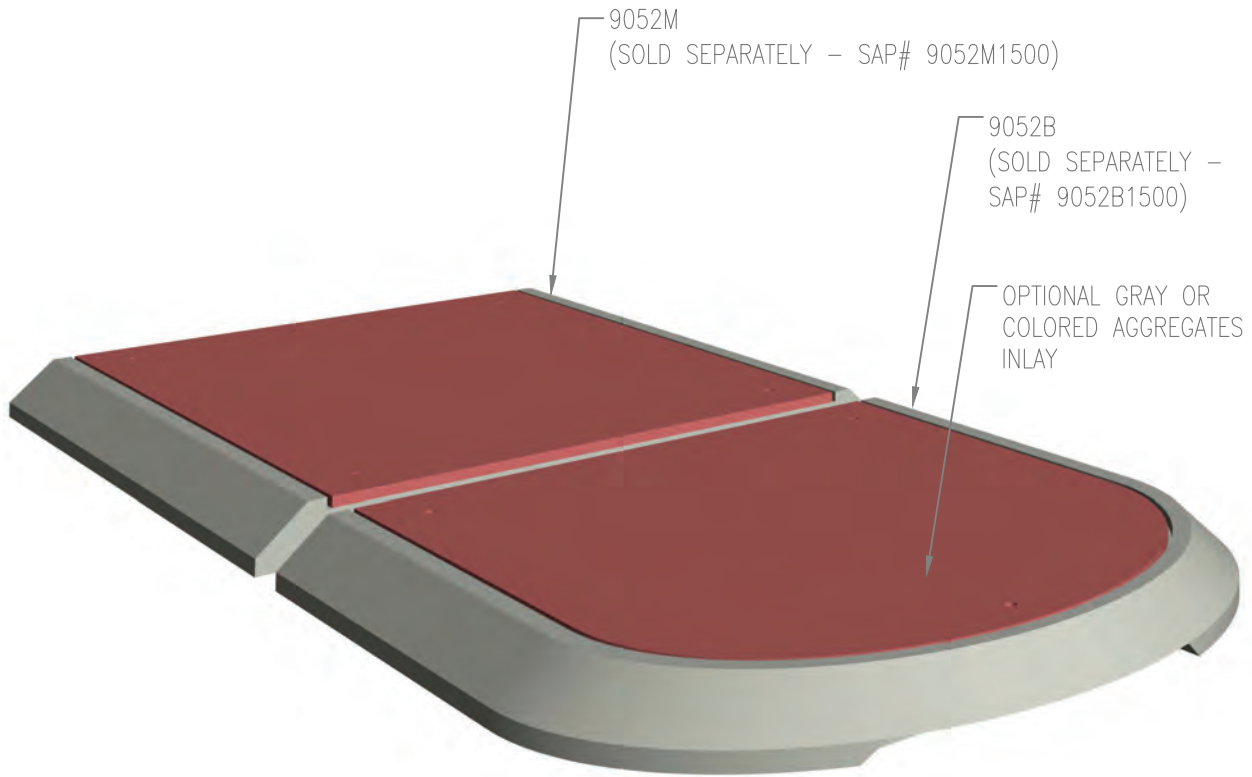


**TOP VIEW**



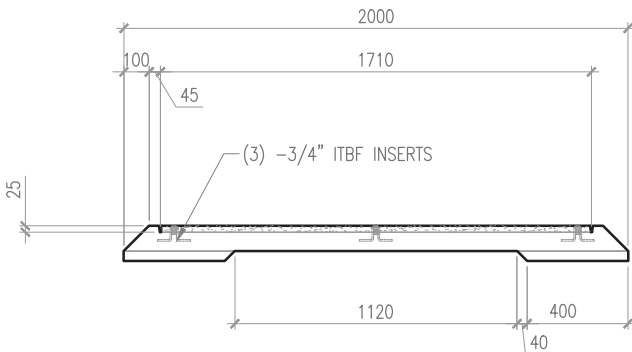
**ISOMETRIC**

<b>CONCRETE:</b>	<b>MANUFACTURING REQUIREMENTS:</b>	SAP 9052M1500P PIGMENTED
EXTERIOR INLAY - GRAY SMOOTH INLAY FINISH - GREY OR PIGMENTED 28 DAY - 35 MPa (TYPE HSb) MASS - 1008kg. (2223 lbs.)	CSA STANDARD: A23.4 (APPENDIX A&B) PCI STANDARD: MNL - 116/117 CPCI STANDARD: GROUP D - CATEGORY	TOWN OF CANMORE
		ITEM #3

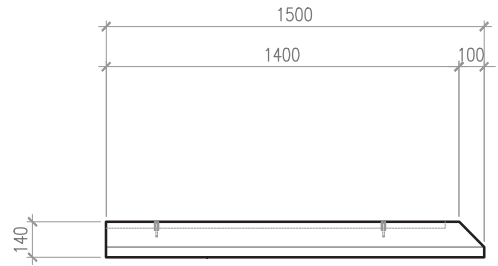


**ISOMETRIC**

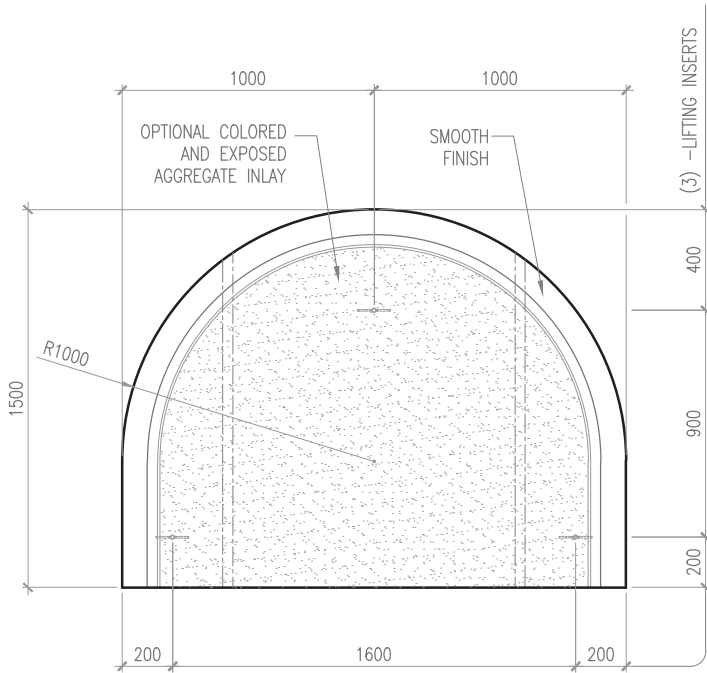
CONSTRUCTION PRODUCTS



**END VIEW**



**RIGHT SIDE VIEW**

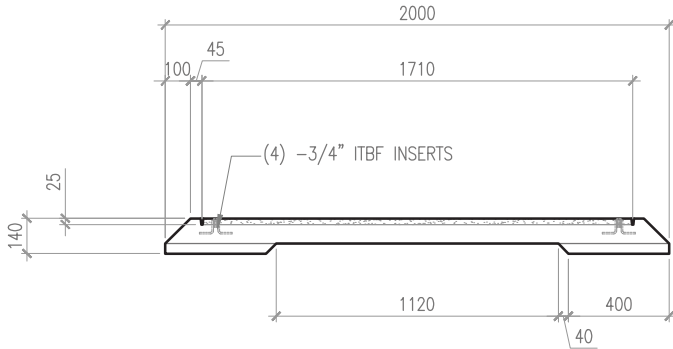


**TOP VIEW**

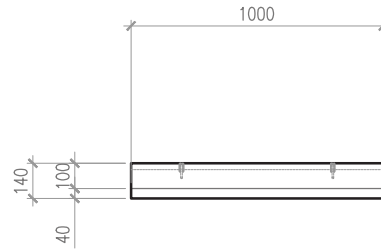


**ISOMETRIC**

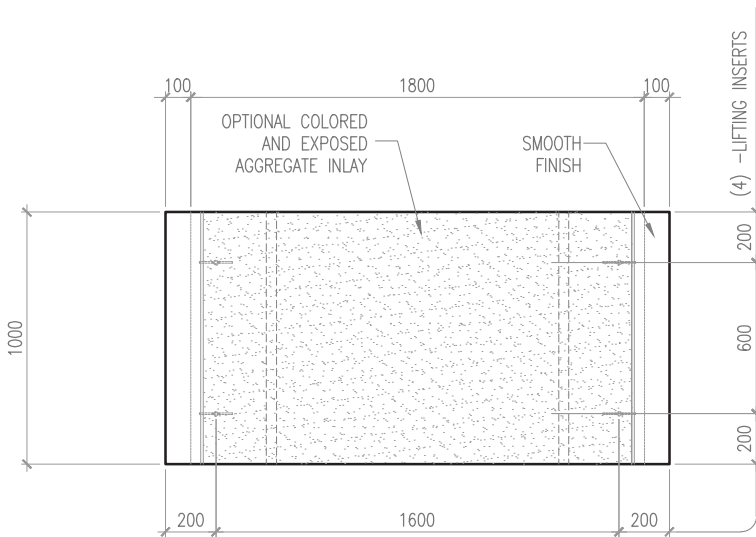
<b>CONCRETE:</b>		<b>MANUFACTURING REQUIREMENTS:</b>		SAP 9053B2000P PIGMENTED
EXTERIOR INLAY - GRAY SMOOTH INLAY FINISH - GREY OR PIGMENTED 28 DAY - 35 MPa (TYPE HSb) MASS - 863kg. (1899 lbs.)	CSA STANDARD: A23.4 (APPENDIX A&B) PCI STANDARD: MNL - 116/117 CPCI STANDARD: GROUP D - CATEGORY			TOWN OF CANMORE
				ITEM #10




**END VIEW**



**SIDE VIEW**

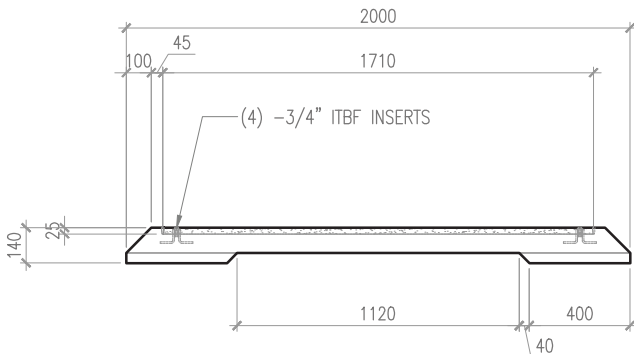


**TOP VIEW**

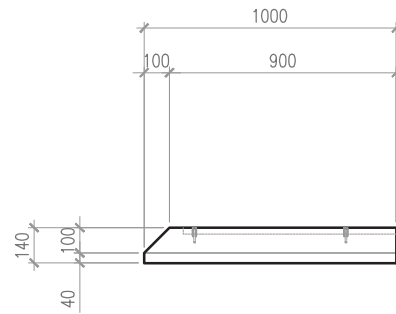


**ISOMETRIC**

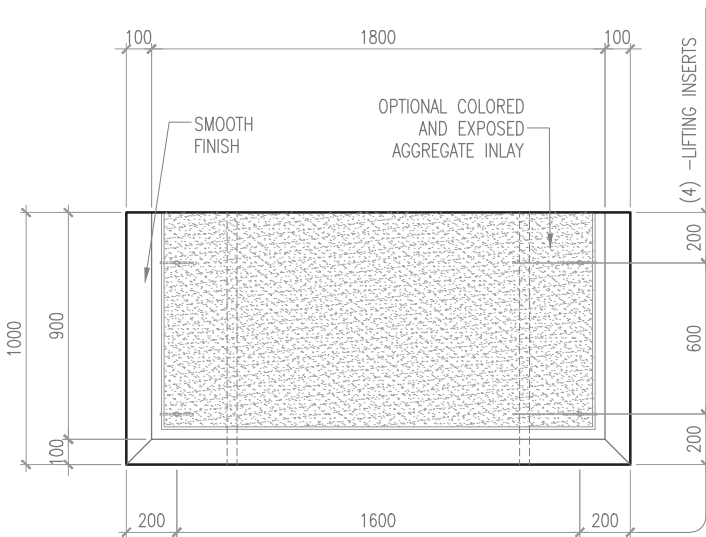
<b>CONCRETE:</b>	<b>MANUFACTURING REQUIREMENTS:</b>	SAP 9053M2000P PIGMENTED
EXTERIOR INLAY - GRAY SMOOTH INLAY FINISH - GREY OR PIGMENTED 28 DAY - 35 MPa (TYPE HSb) MASS - 672kg. (1482 lbs.)	CSA STANDARD: A23.4 (APPENDIX A&B) PCI STANDARD: MNL - 116/117 CPCI STANDARD: GROUP D - CATEGORY	TOWN OF CANMORE
		ITEM #4




**END VIEW**



**RIGHT SIDE VIEW**



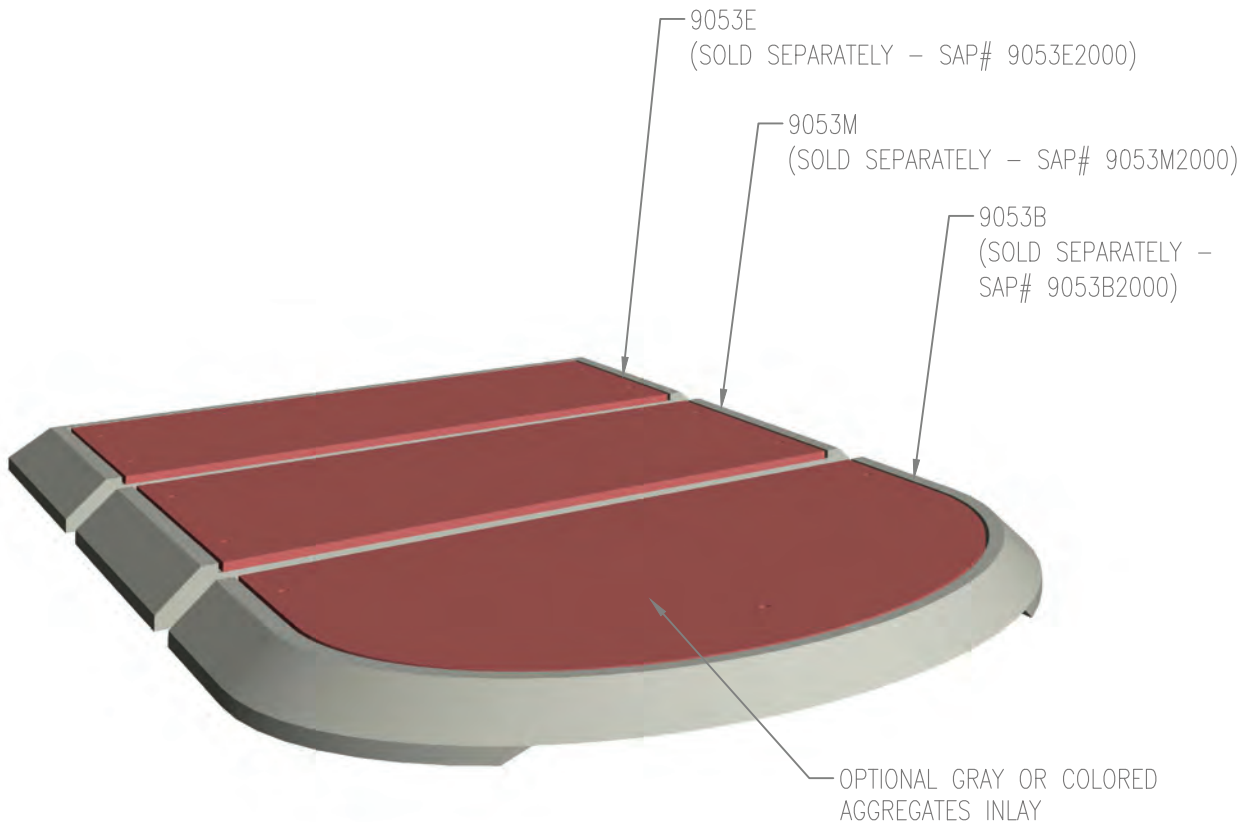
**TOP VIEW**



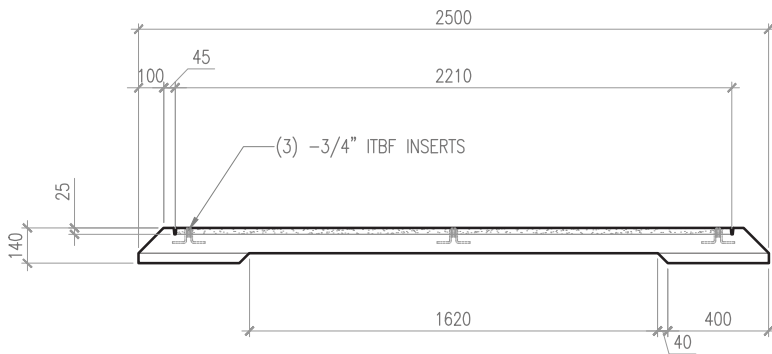
**ISOMETRIC**

<b>CONCRETE:</b>		<b>MANUFACTURING REQUIREMENTS:</b>		SAP 9053E2000P PIGMENTED
EXTERIOR INLAY - GRAY SMOOTH INLAY FINISH - GREY OR PIGMENTED 28 DAY - 35 MPa (TYPE HSb) MASS - 672kg. (1482 lbs.)	CSA STANDARD: A23.4 (APPENDIX A&B) PCI STANDARD: MNL - 116/117 CPCI STANDARD: GROUP D - CATEGORY			TOWN OF CANMORE
				ITEM # 4

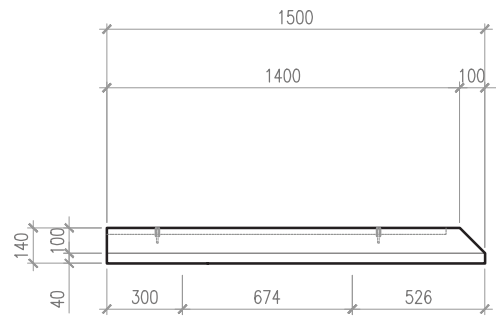




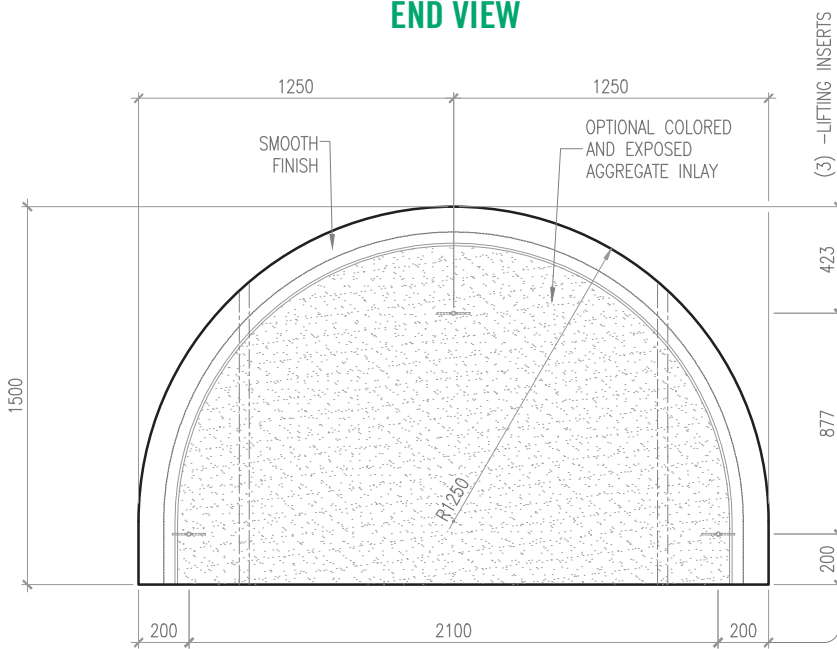
**ISOMETRIC**



**END VIEW**



**LEFT SIDE VIEW**


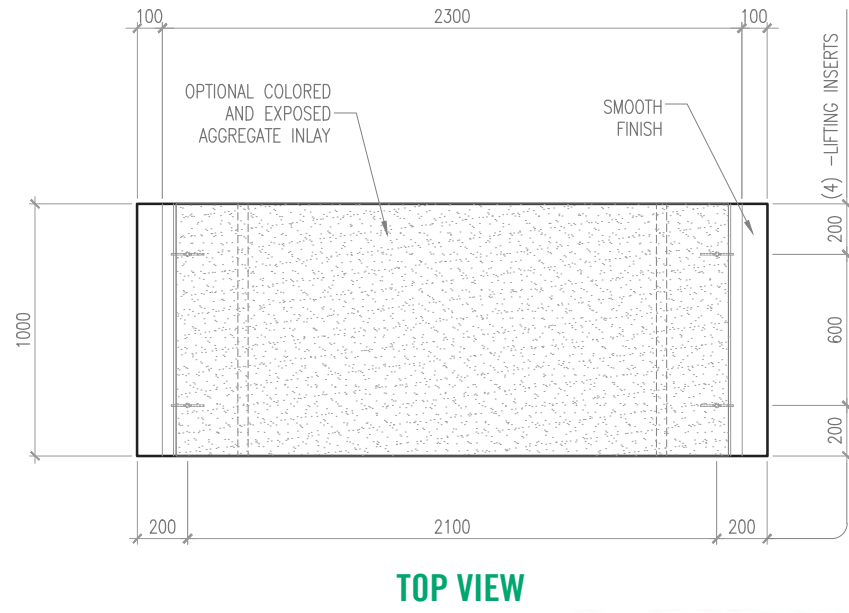
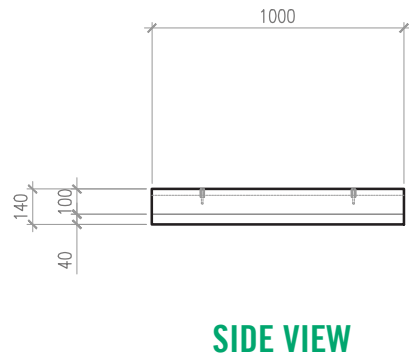
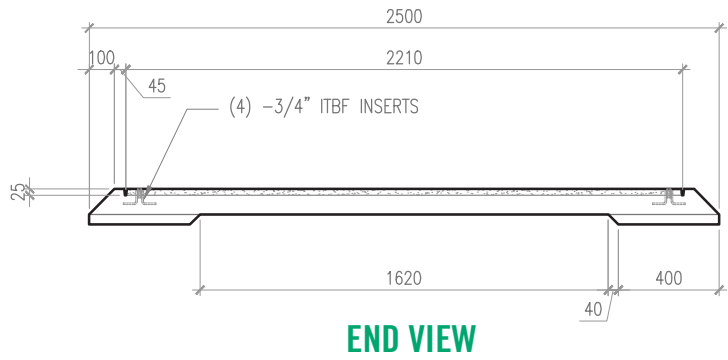


**TOP VIEW**

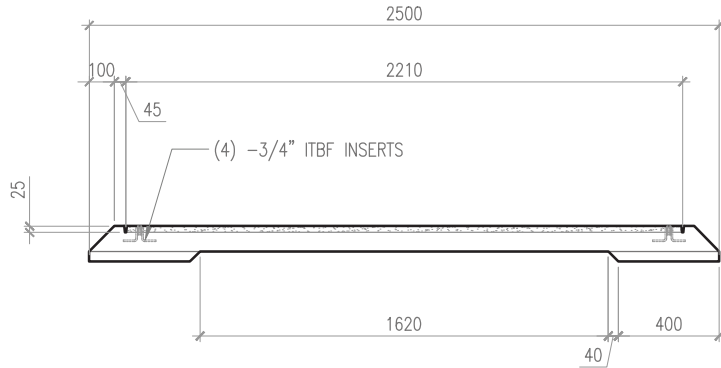


**ISOMETRIC**

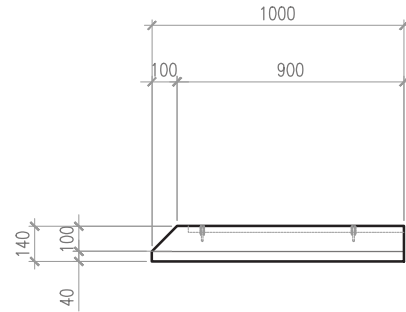
<b>CONCRETE:</b>		<b>MANUFACTURING REQUIREMENTS:</b>		SAP 9054B2500P PIGMENTED
EXTERIOR INLAY - GRAY SMOOTH INLAY FINISH - GREY OR PIGMENTED 28 DAY - 35 MPa (TYPE HSb) MASS - 720kg. (1590 lbs.)	CSA STANDARD: A23.4 (APPENDIX A&B) PCI STANDARD: MNL - 116/117 CPCI STANDARD: GROUP D - CATEGORY			TOWN OF CANMORE
				ITEM #11



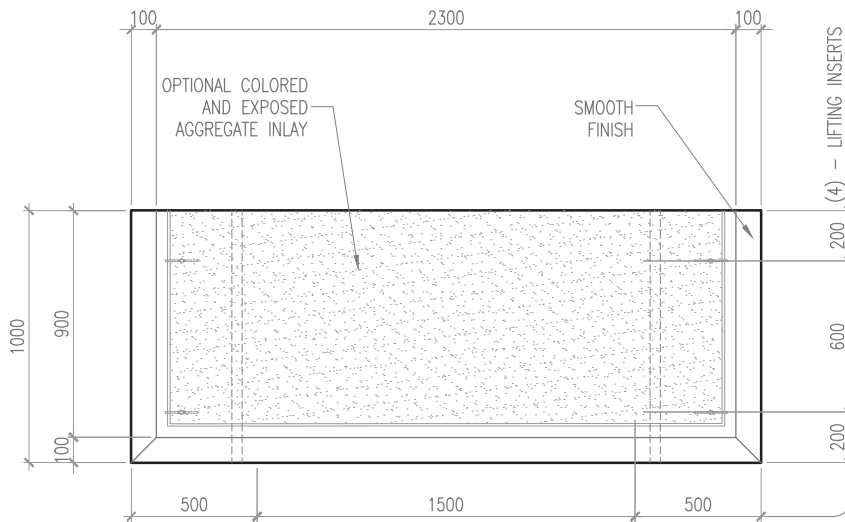
<b>CONCRETE:</b>	<b>MANUFACTURING REQUIREMENTS:</b>	SAP 9054M2500P PIGMENTED
EXTERIOR INLAY - GRAY SMOOTH INLAY FINISH - GREY OR PIGMENTED 28 DAY - 35 MPa (TYPE HSb) MASS - 648kg. (1428 lbs.)	CSA STANDARD: A23.4 (APPENDIX A&B) PCI STANDARD: MNL - 116/117 CPCI STANDARD: GROUP D - CATEGORY	TOWN OF CANMORE
		ITEM #5




**END VIEW**



**RIGHT SIDE VIEW**

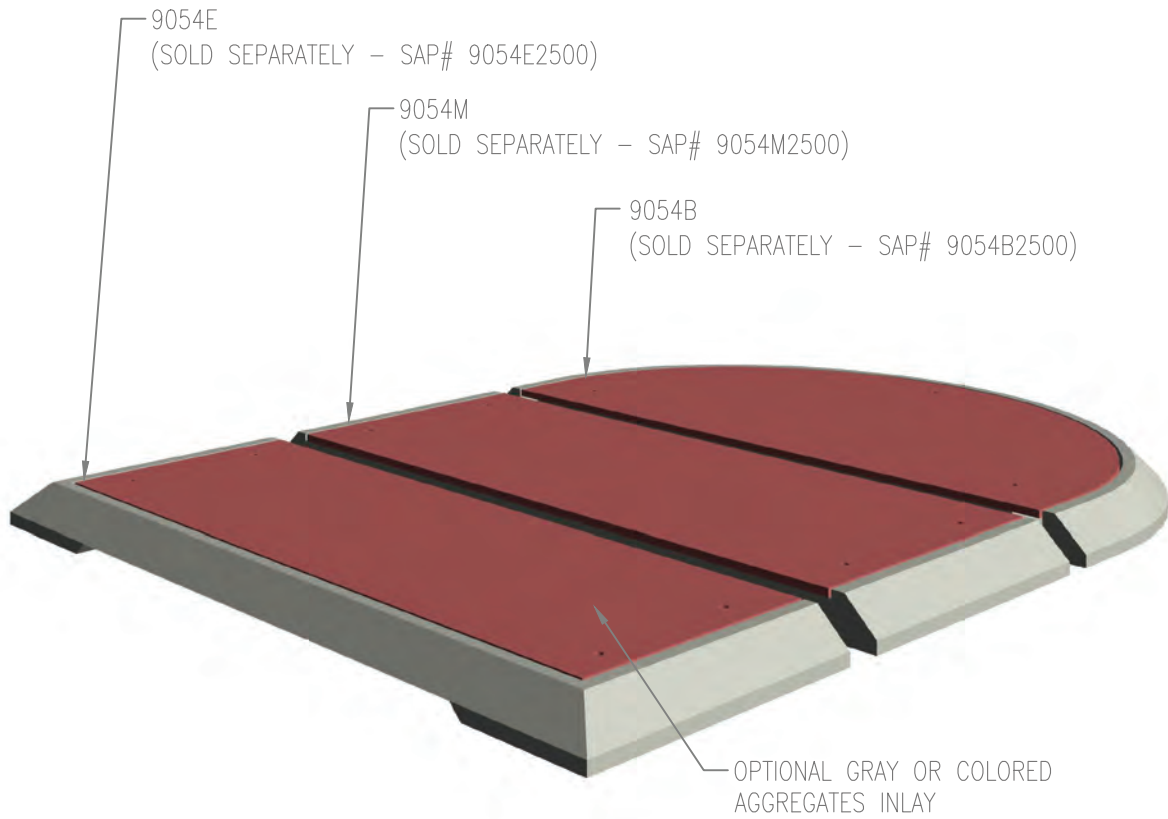


**TOP VIEW**



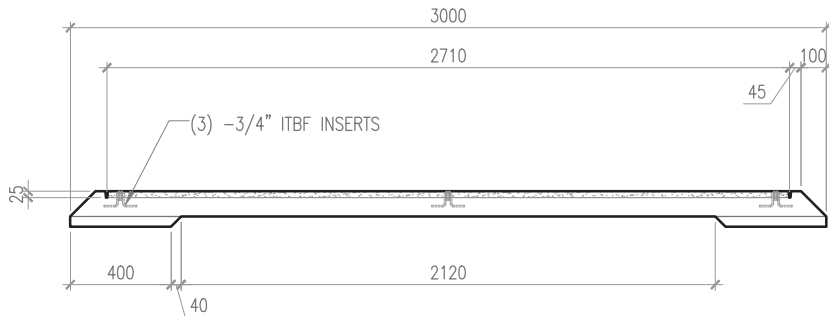
**ISOMETRIC**

<b>CONCRETE:</b>		<b>MANUFACTURING REQUIREMENTS:</b>		SAP 9054E2500P PIGMENTED
EXTERIOR INLAY - GRAY SMOOTH INLAY FINISH - GREY OR PIGMENTED 28 DAY - 35 MPa (TYPE HSb) MASS - 648kg. (1428 lbs.)		CSA STANDARD: A23.4 (APPENDIX A&B) PCI STANDARD: MNL - 116/117 CPCI STANDARD: GROUP D - CATEGORY		TOWN OF CANMORE
				ITEM # 5

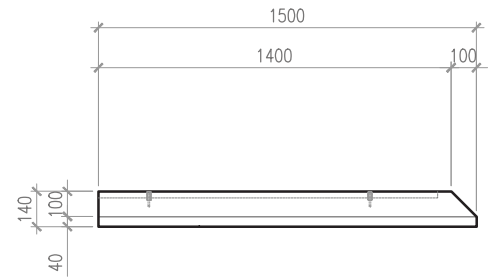


**ISOMETRIC**

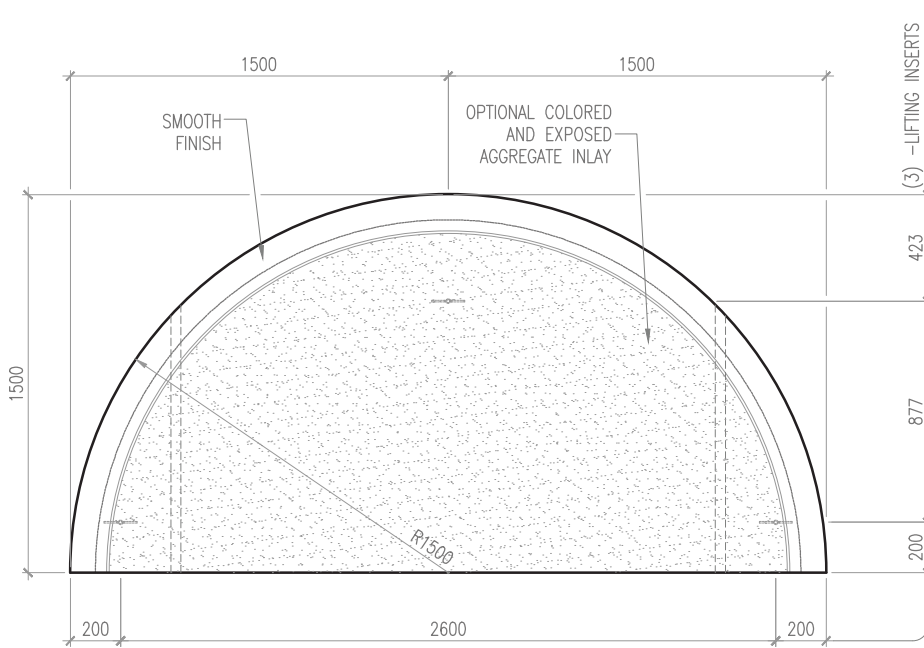
CONSTRUCTION PRODUCTS



**END VIEW**



**RIGHT SIDE VIEW**

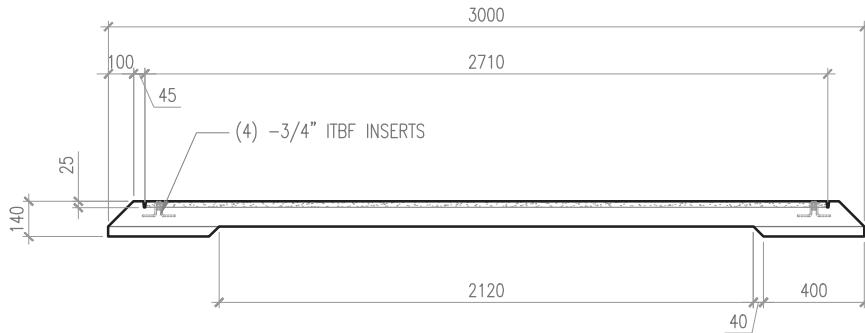


**TOP VIEW**

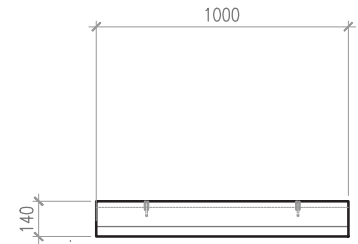


**ISOMETRIC**

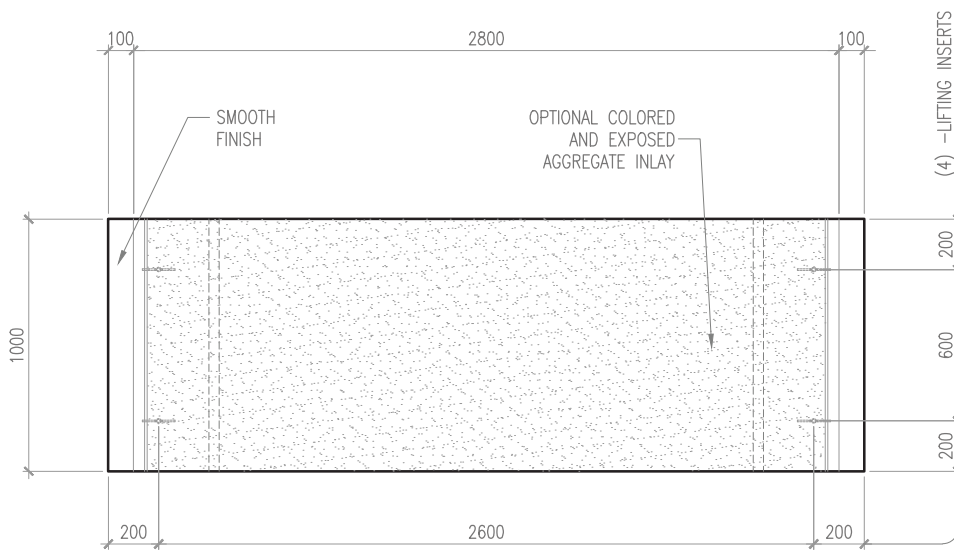
CONCRETE:	MANUFACTURING REQUIREMENTS:	SAP 9055B3000P PIGMENTED
EXTERIOR INLAY - GRAY SMOOTH INLAY FINISH - GREY OR PIGMENTED 28 DAY - 35 MPa (TYPE HSb) MASS - 1176kg. (2593 lbs.)	CSA STANDARD: A23.4 (APPENDIX A&B) PCI STANDARD: MNL - 116/117 CPCI STANDARD: GROUP D - CATEGORY	TOWN OF CANMORE ITEM #12




**END VIEW**



**SIDE VIEW**




**TOP VIEW**

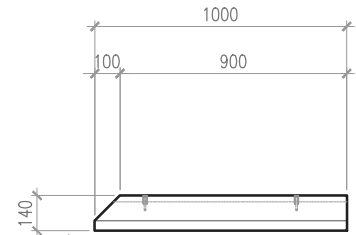


**ISOMETRIC**

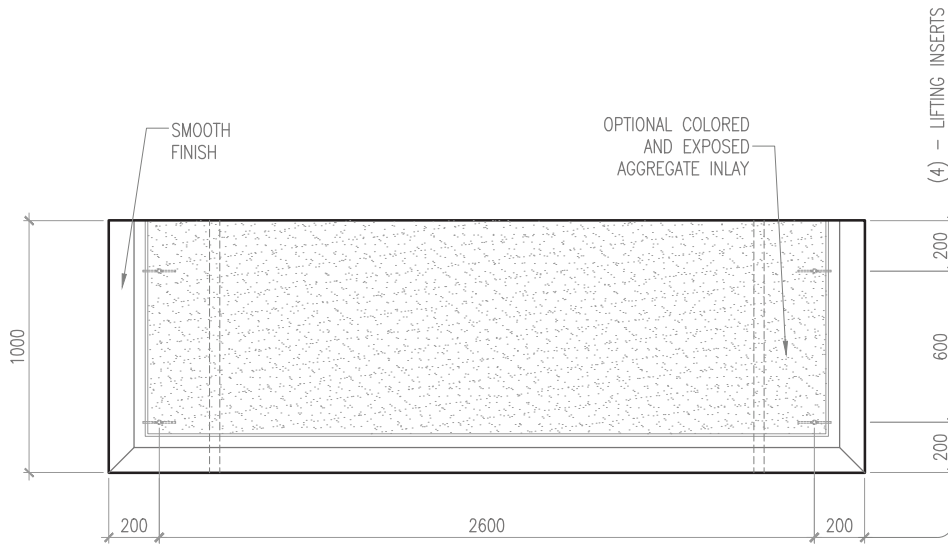
<b>CONCRETE:</b>		<b>MANUFACTURING REQUIREMENTS:</b>		SAP 9055M3000P PIGMENTED
EXTERIOR INLAY - GRAY SMOOTH INLAY FINISH - GREY OR PIGMENTED 28 DAY - 35 MPa (TYPE HSb) MASS - 1008kg. (2223 lbs.)	CSA STANDARD: A23.4 (APPENDIX A&B) PCI STANDARD: MNL - 116/117 CPCI STANDARD: GROUP D - CATEGORY			TOWN OF CANMORE
				ITEM #6




**END VIEW**



**RIGHT SIDE VIEW**



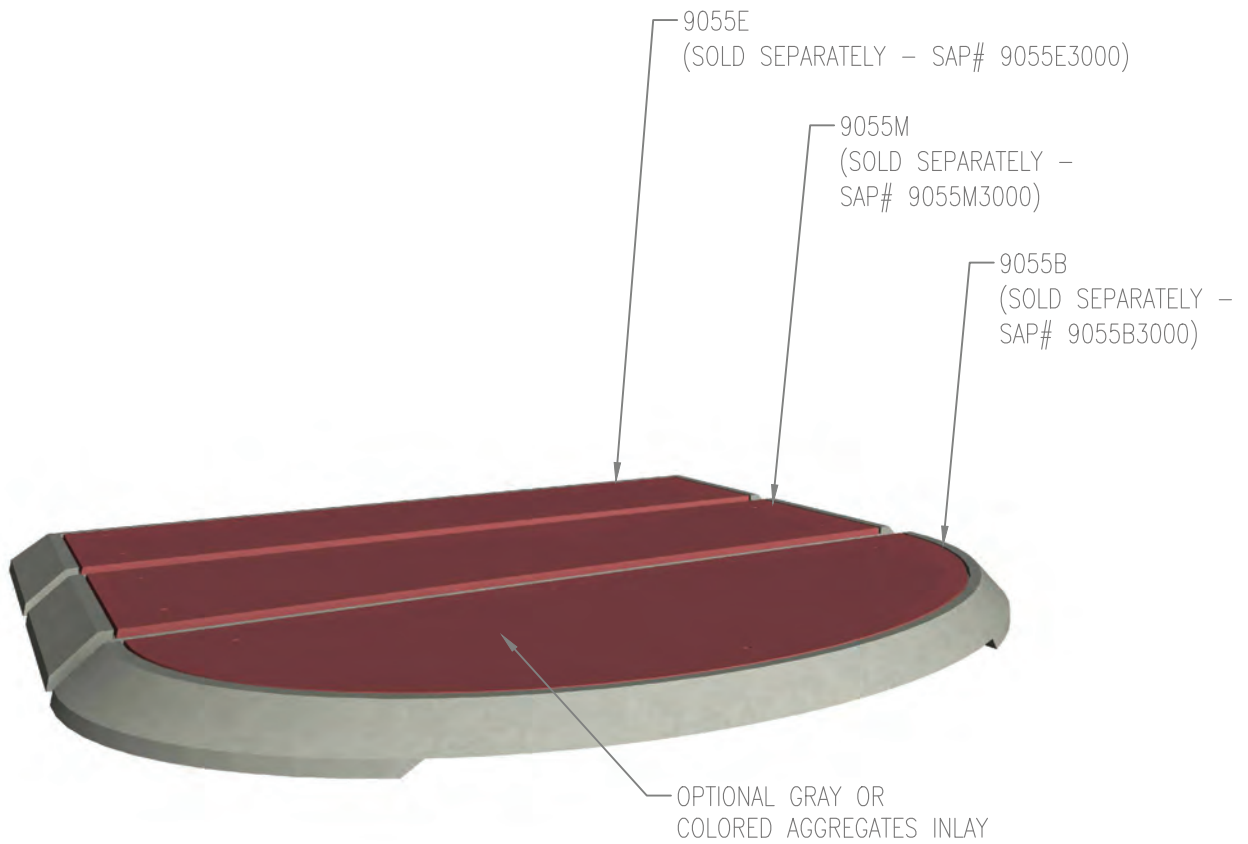
**TOP VIEW**



**ISOMETRIC**

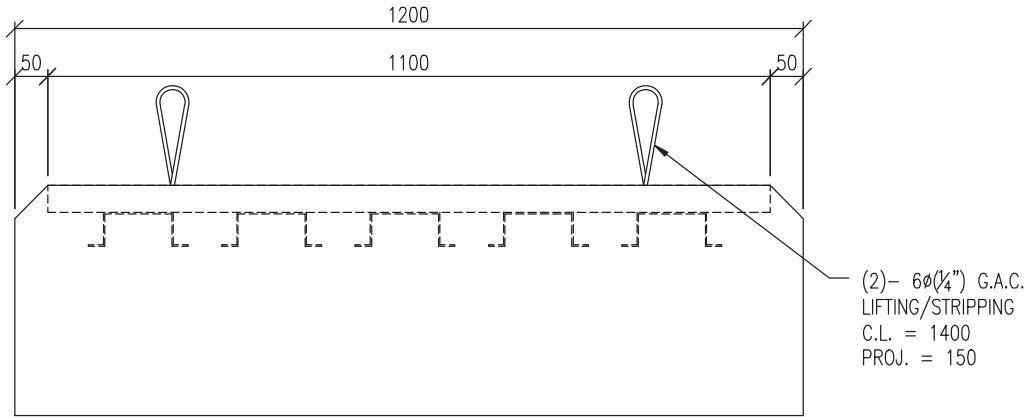
<b>CONCRETE:</b>		<b>MANUFACTURING REQUIREMENTS:</b>		SAP 9055E3000P PIGMENTED
EXTERIOR INLAY - GRAY SMOOTH INLAY FINISH - GREY OR PIGMENTED 28 DAY - 35 MPa (TYPE HSb) MASS - 1008kg. (2223 lbs.)	CSA STANDARD: A23.4 (APPENDIX A&B) PCI STANDARD: MNL - 116/117 CPCI STANDARD: GROUP D - CATEGORY			TOWN OF CANMORE
				ITEM # 6



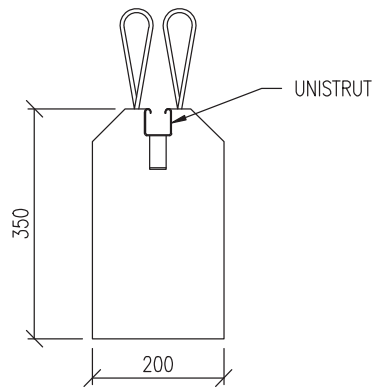


**ISOMETRIC**

MISCELLANEOUS PRODUCTS



**ELEVATION**

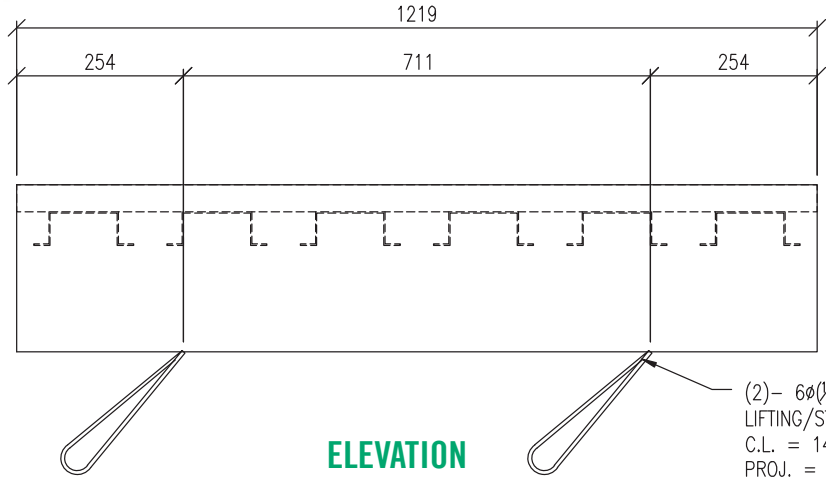


**SECTION**

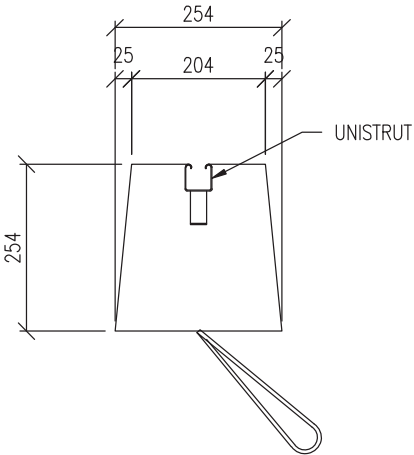


**ISOMETRIC**

CONCRETE:		MANUFACTURING REQUIREMENTS:
FINISH - SMOOTH COLOR - GREY 28 DAY - 30 MPa (TYPE HSb) MASS - 195kg. (430 lbs.)		CSA STANDARD: A23.4 (APPENDIX A&B) PCI STANDARD: MNL - 116/117 CPCI STANDARD: GROUP D - CATEGORY




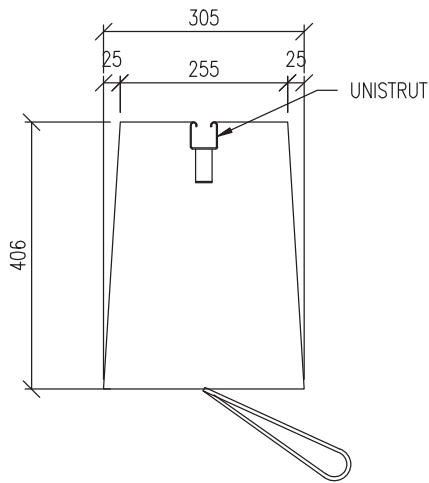
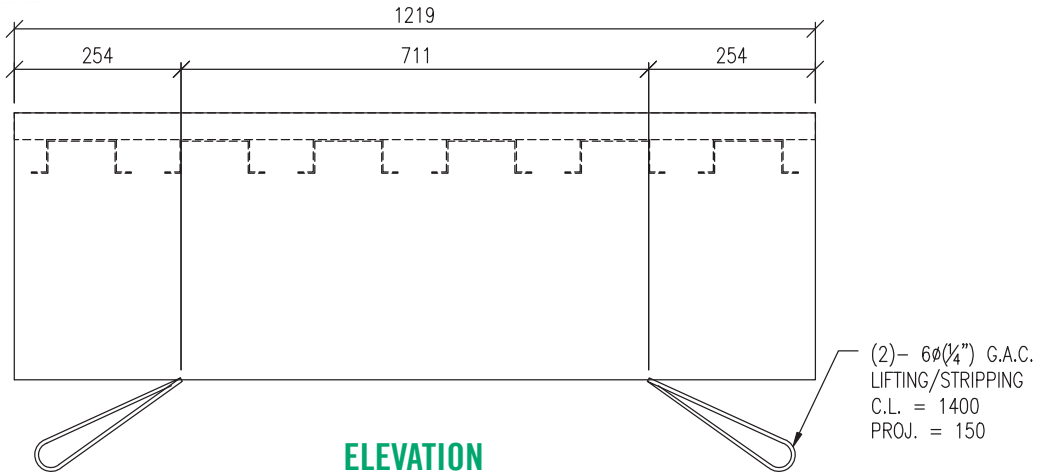
(2) -  $6\phi(\frac{1}{4})$  G.A.C.  
 LIFTING/STRIPPING  
 C.L. = 1400  
 PROJ. = 150



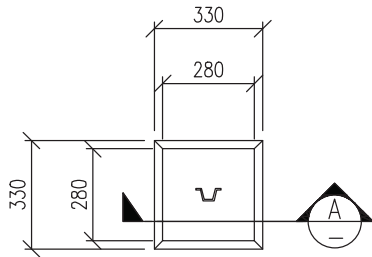
CONCRETE:		MANUFACTURING REQUIREMENTS:
FINISH - SMOOTH COLOR - GREY 28 DAY - 30 MPa (TYPE HSb) MASS - 170kg. (375 lbs.)	CSA STANDARD: A23.4 (APPENDIX A&B) PCI STANDARD: MNL - 116/117 CPCI STANDARD: GROUP D - CATEGORY	EMBED IRON: G.A.C. LIFTING LOOPS, GALVANIZED UNISTRUT CUT TO FIT

THIS DRAWING IS THE PROPERTY OF LAFARGE CANADA INC.  
 THIS IS A COPYRIGHT DRAWING AND DESIGN, AND SHALL NOT BE USED, REPRODUCED WITHOUT WRITTEN APPROVAL.  
 THE CONTRACTOR SHALL CHECK AND VERIFY ALL DIMENSIONS AND REPORT ALL ERRORS AND OMISSIONS PRIOR TO COMMENCING WORK.

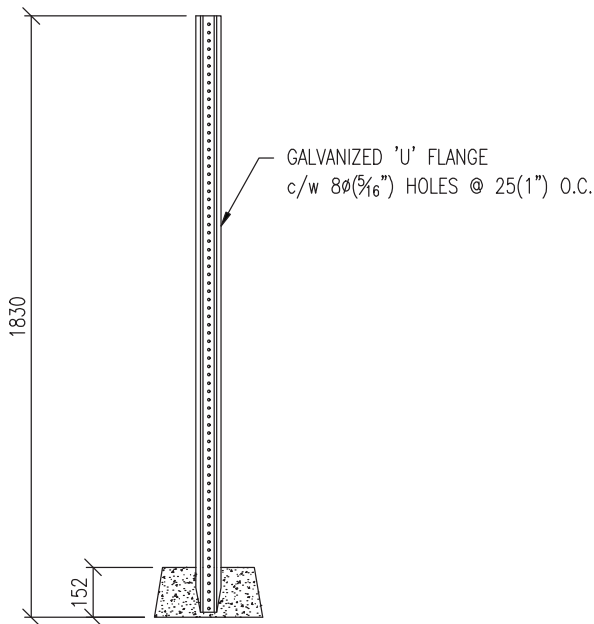
MISCELLANEOUS PRODUCTS




CONCRETE:		MANUFACTURING REQUIREMENTS:
FINISH - SMOOTH COLOR - GREY 28 DAY - 30 MPa (TYPE HSb) MASS - 333kg. (734 lbs.)		CSA STANDARD: A23.4 (APPENDIX A&B) PCI STANDARD: MNL - 116/117 CPCI STANDARD: GROUP D - CATEGORY
		EMBED IRON: G.A.C. LIFTING LOOPS, GALVANIZED UNISTRUT CUT TO FIT



**PLAN VIEW**



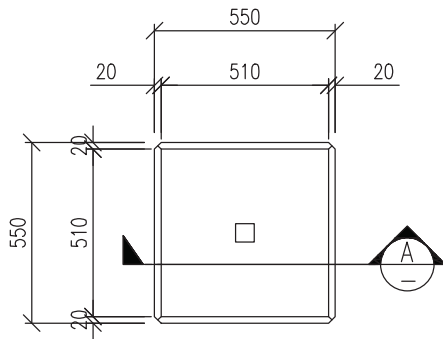
**SECTION - A**



**ISOMETRIC**

<b>CONCRETE:</b>		<b>MANUFACTURING REQUIREMENTS:</b>		EMBED IRON: GALVANIZED 'U' FLANGE
FINISH - SMOOTH COLOR - GREY 28 DAY - 30 MPa (TYPE HSb) MASS - 35kg. (75 lbs.)		CSA STANDARD: A23.4 (APPENDIX A&B) PCI STANDARD: MNL - 116/117 CPCI STANDARD: GROUP D - CATEGORY		

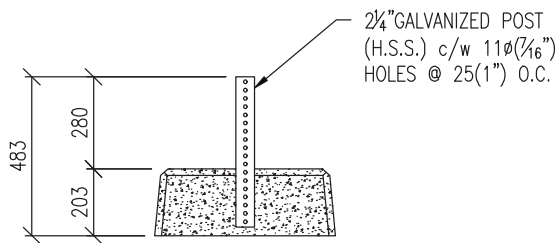
MISCELLANEOUS PRODUCTS



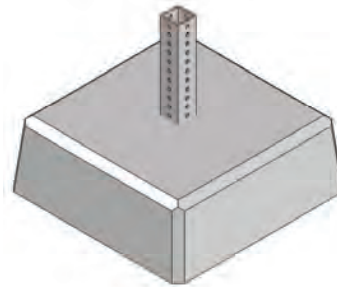
**9328 - PLAN VIEW**



**9329H - ISOMETRIC  
 (SOLD SEPARATELY)**

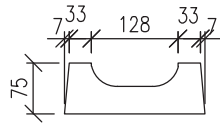


**9328 - SECTION - A**

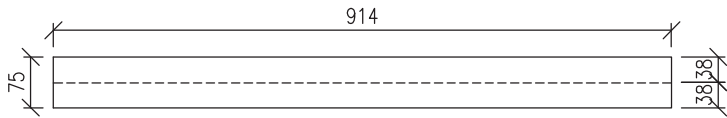


**9328 - ISOMETRIC**

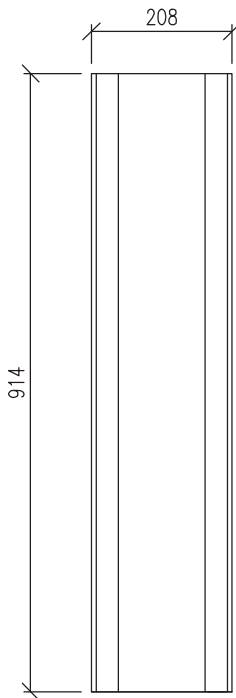
<b>CONCRETE:</b>		<b>MANUFACTURING REQUIREMENTS:</b>		EMBED IRON: 2-1/4" GALVANIZED HSS POST
FINISH - SMOOTH COLOR - GREY 28 DAY - 30 MPa (TYPE HSb) MASS - 143kg. (315 lbs.)		CSA STANDARD: A23.4 (APPENDIX A&B) PCI STANDARD: MNL - 116/117 CPCI STANDARD: GROUP D - CATEGORY		



**END VIEW**



**ELEVATION**

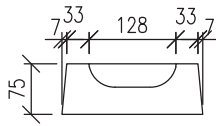


**PLAN VIEW**

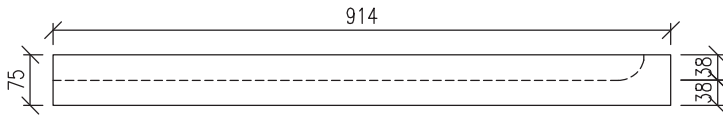


**ISOMETRIC**

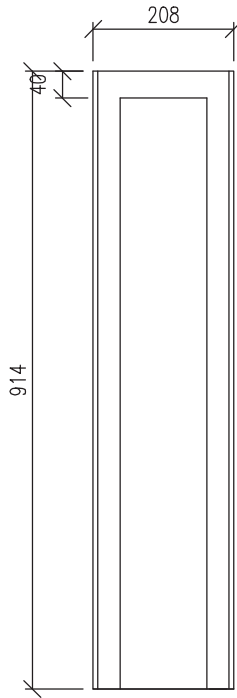
CONCRETE:		MANUFACTURING REQUIREMENTS:
FINISH - SMOOTH COLOR - GREY 28 DAY - 30 MPa (TYPE HSb) MASS - 20kg. (44 lbs.)	CSA STANDARD: A23.4 (APPENDIX A&B) PCI STANDARD: MNL - 116/117 CPCI STANDARD: GROUP D - CATEGORY	




**END VIEW**



**ELEVATION**



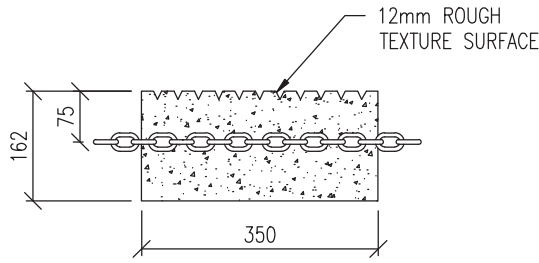
**PLAN VIEW**




**ISOMETRIC**

CONCRETE:		MANUFACTURING REQUIREMENTS:
FINISH - SMOOTH COLOR - GREY 28 DAY - 30 MPa (TYPE HSb) MASS - 20kg. (44 lbs.)		CSA STANDARD: A23.4 (APPENDIX A&B) PCI STANDARD: MNL - 116/117 CPCI STANDARD: GROUP D - CATEGORY






**SECTION - A**



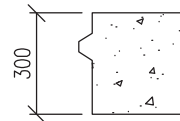

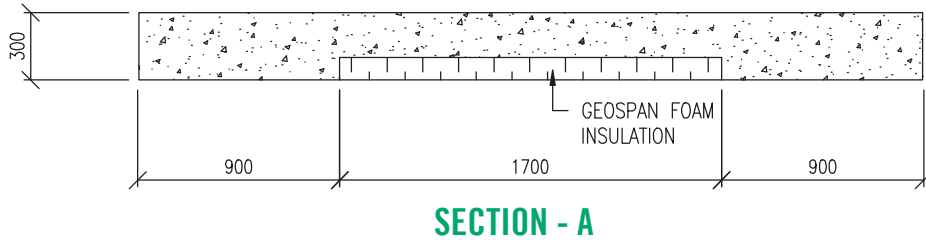
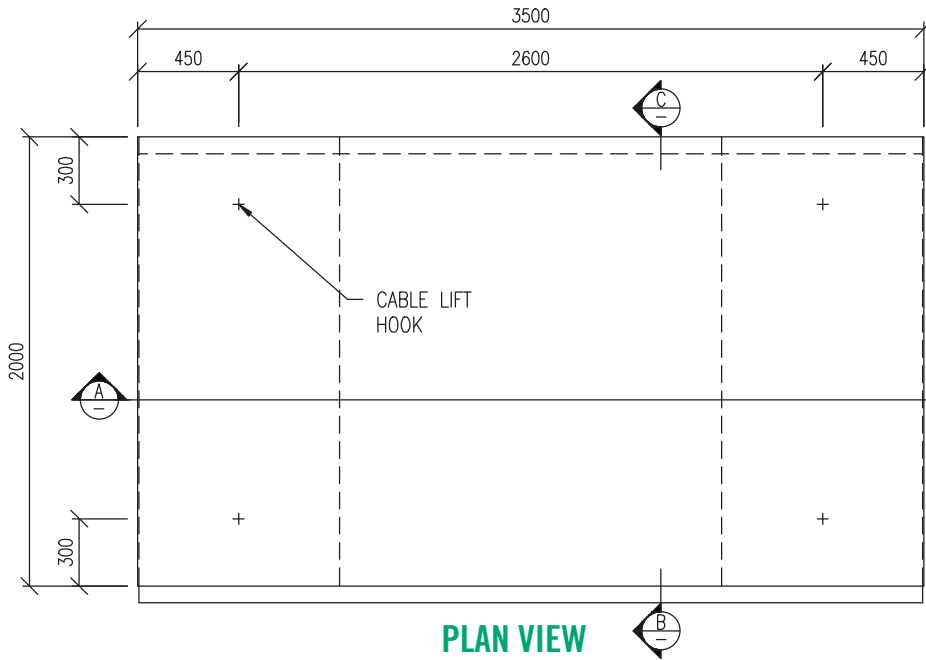
**PLAN VIEW**



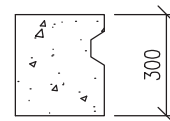
**ISOMETRIC**

<b>CONCRETE:</b>		<b>MANUFACTURING REQUIREMENTS:</b>		EMBED IRON: (2) - 13Ø BOLTS X 50 LG. C/W 2 HEX NUTS & WASHER (ZINC PLATED)
FINISH - SMOOTH COLOR - GREY 28 DAY - 30 MPa (TYPE HSb) MASS - 410kg. (905 lbs.)		CSA STANDARD: A23.4 (APPENDIX A&B) PCI STANDARD: MNL - 116/117 CPCI STANDARD: GROUP D - CATEGORY		

MISCELLANEOUS PRODUCTS

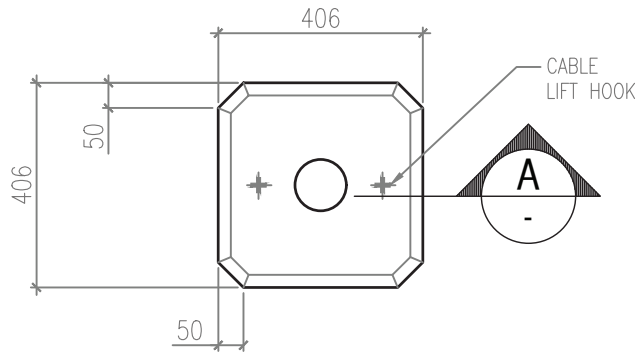


**SECTION - B**

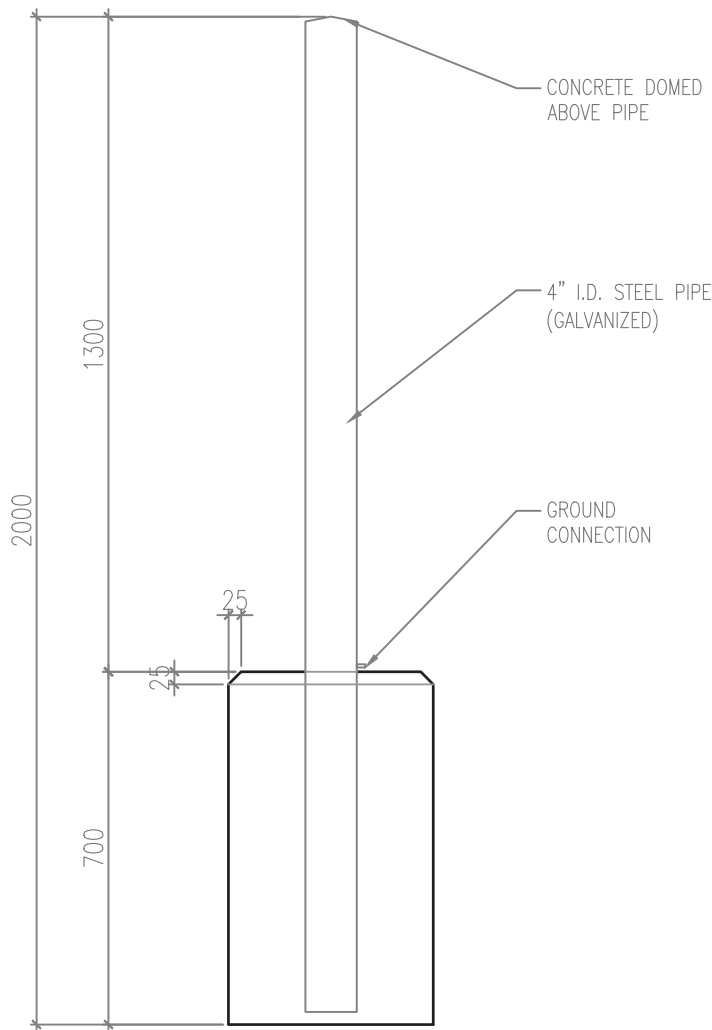


**SECTION - C**

CONCRETE:		MANUFACTURING REQUIREMENTS:	ERECTION IRON: G.A.C. LIFTING HOOKS ADDITIONAL NOTES : ADEQUACY, INCLUDING STRUCTURAL INTEGRITY, FOR EACH APPLICATION OF CROSSING SLAB IS TO BE DETERMINED BY THE PURCHASER.
FINISH - SMOOTH	COLOR - GREY	CSA STANDARD: A23.4 (APPENDIX A&B)	
28 DAY - 30 MPa (TYPE HSb)		PCI STANDARD: MNL - 116/117	
MASS - 4225kg. (9295 lbs.)		CPCI STANDARD: GROUP D - CATEGORY	



**TOP VIEW**



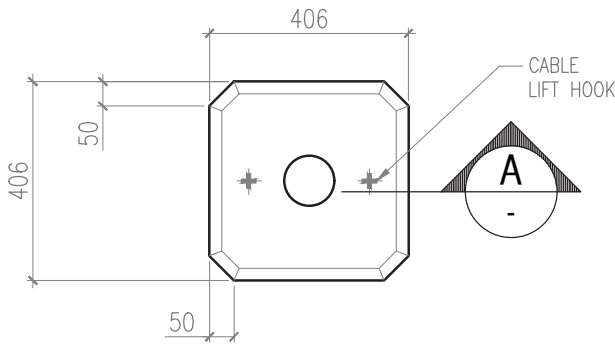
**SIDE VIEW**



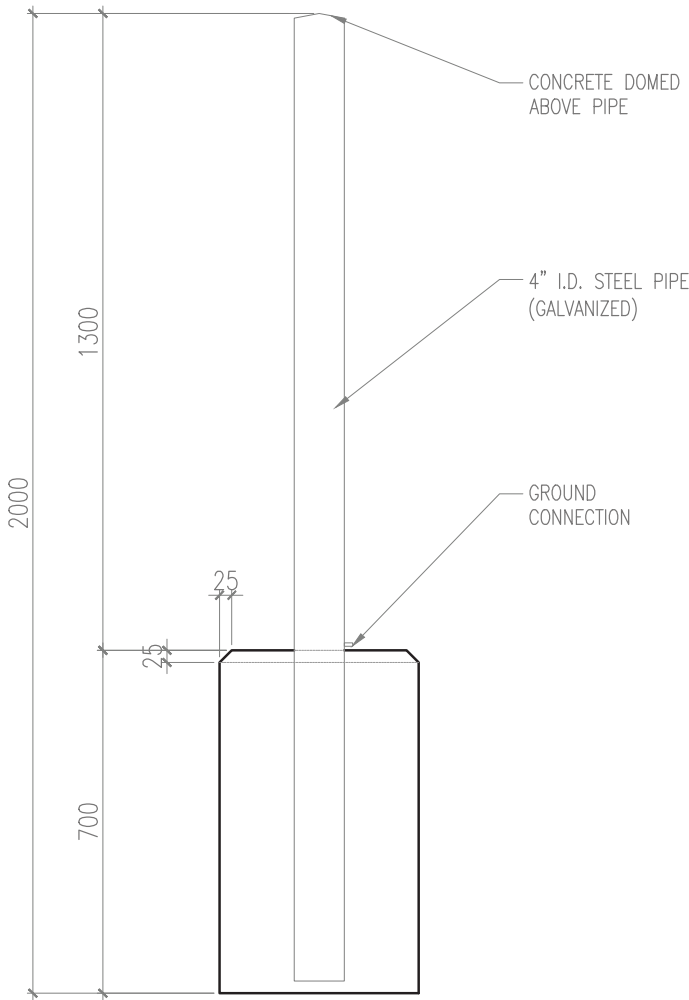
**ISOMETRIC**

CONCRETE:		MANUFACTURING REQUIREMENTS:	ADDITIONAL NOTES: YELLOW PLASTIC POST GUARD (PRODUCT 3 9341). AVAILABLE AT EXTRA CHARGE.
FINISH - SMOOTH COLOR - GREY 28 DAY - 30 MPa (TYPE HSb) MASS - 305kg. (675 lbs.)	CSA STANDARD: A23.4 (APPENDIX A&B) PCI STANDARD: MNL - 116/117 CPCI STANDARD: GROUP D - CATEGORY		


MISCELLANEOUS PRODUCTS



**TOP VIEW**



**SIDE VIEW**



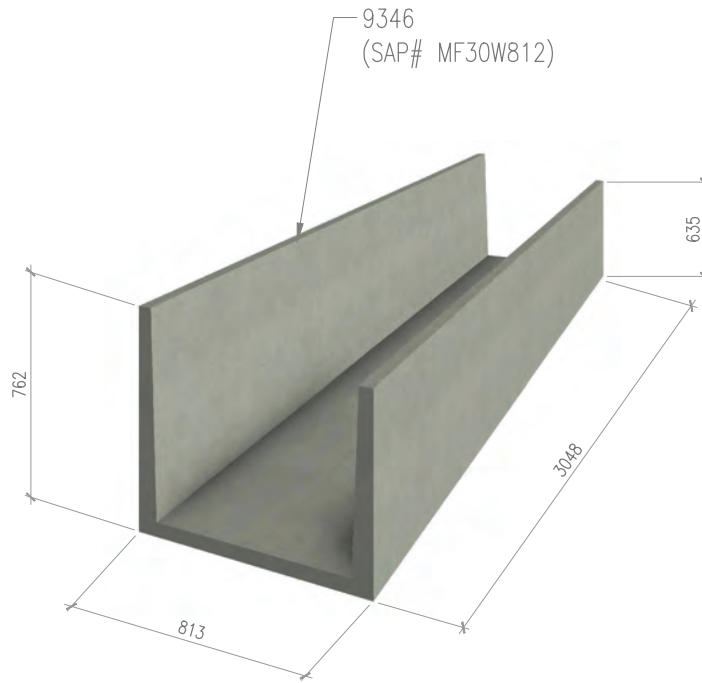
**ISOMETRIC**

CONCRETE:	MANUFACTURING REQUIREMENTS:	ADDITIONAL NOTES: YELLOW PLASTIC POST GUARD (PRODUCT 3 9341). AVAILABLE AT EXTRA CHARGE.
FINISH - SMOOTH COLOR - GREY 28 DAY - 30 MPa (TYPE HSb) MASS - 305kg. (675 lbs.)	CSA STANDARD: A23.4 (APPENDIX A&B) PCI STANDARD: MNL - 116/117 CPCI STANDARD: GROUP D - CATEGORY	

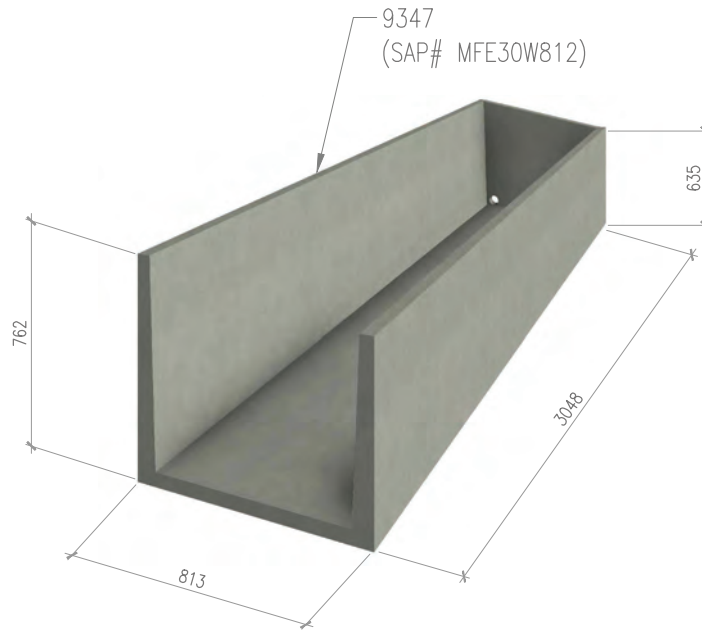


**ISOMETRIC**

CONCRETE:		MANUFACTURING REQUIREMENTS:	ADDITIONAL NOTES:
FINISH - SMOOTH		CSA STANDARD: A23.4 (APPENDIX A&B)	SOLD SEPARATELY FROM PRODUCTS #9339 & #9340
COLOR - GREY		PCI STANDARD: MNL - 116/117	
28 DAY - 30 MPa (TYPE HSb)		CPCI STANDARD: GROUP D - CATEGORY	
MASS - 1kg. (2 lbs.)			



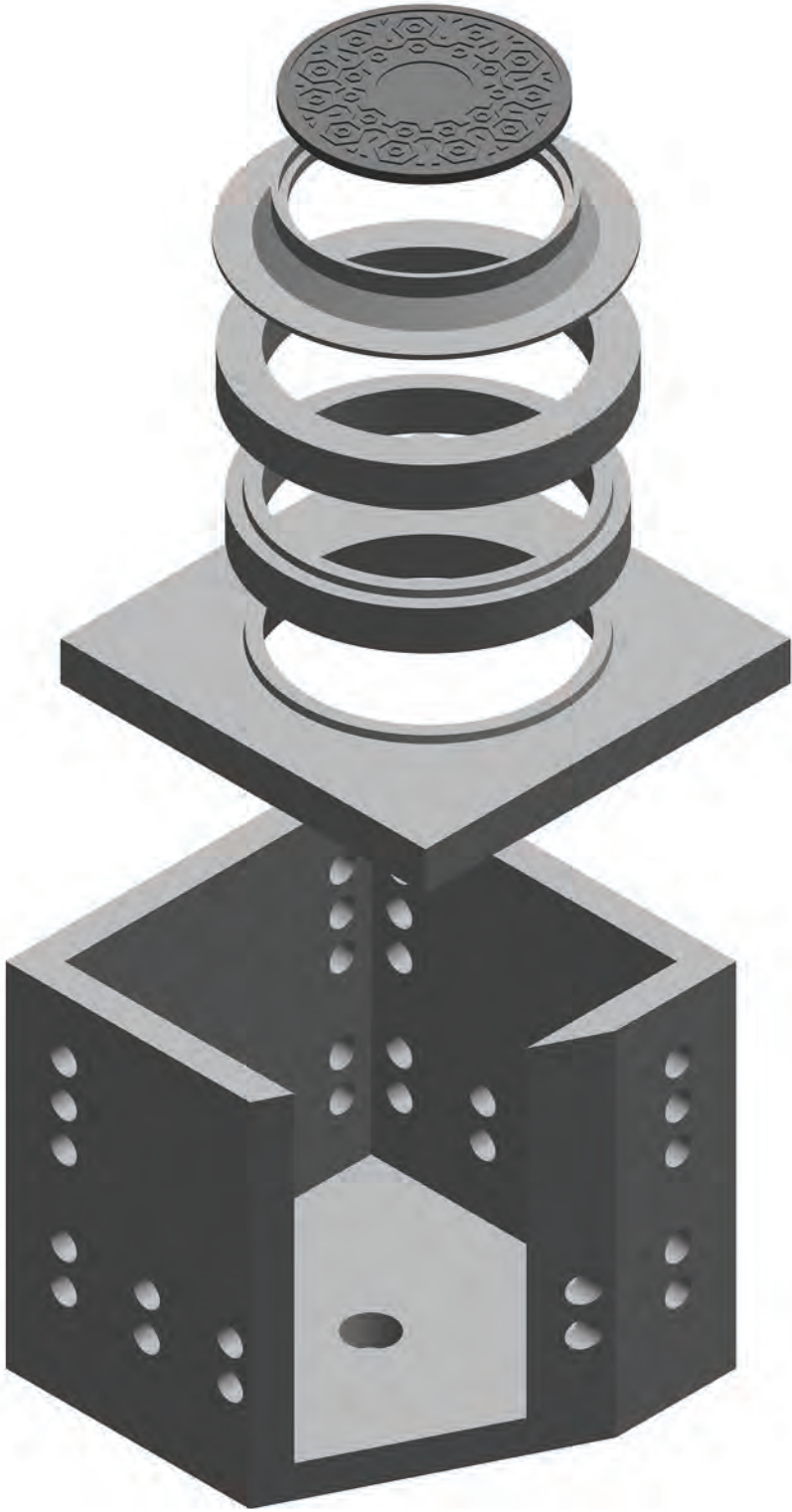
**ISOMETRIC**



**ISOMETRIC**

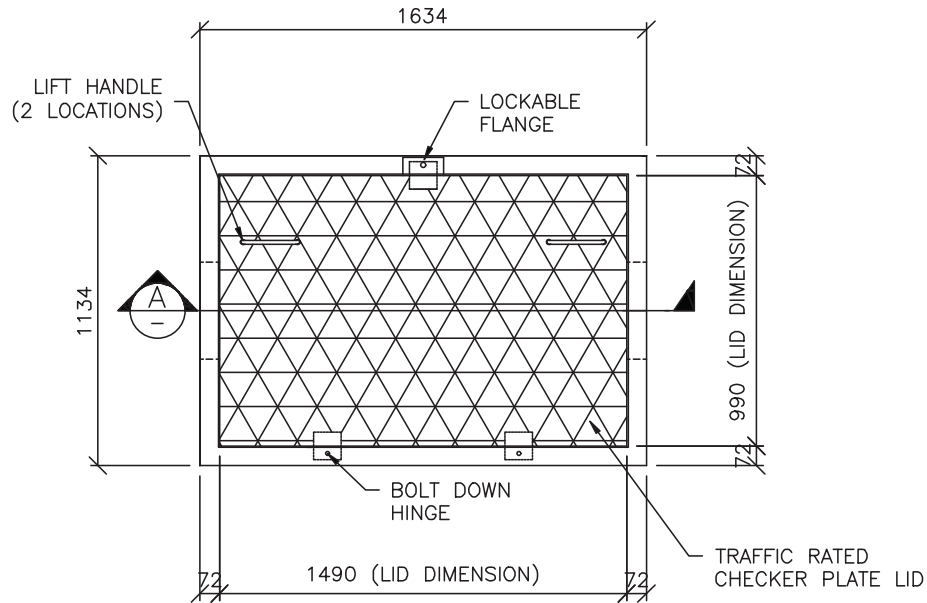
CONCRETE:		MANUFACTURING REQUIREMENTS:	ADDITIONAL NOTES:
FINISH - SMOOTH COLOR - GREY 28 DAY - 35 MPa (TYPE HSb) MASS - 1030kg. (2270 lbs.) - SP9346 MASS - 1115kg. (2455 lbs.) - SP9347		CSA STANDARD: A23.4 (APPENDIX A&B) PCI STANDARD: MNL - 116/117 CPCI STANDARD: GROUP D - CATEGORY	GUARD RAIL POSTS NOT INCLUDED

# PULL BOX AND VAULT PRODUCTS

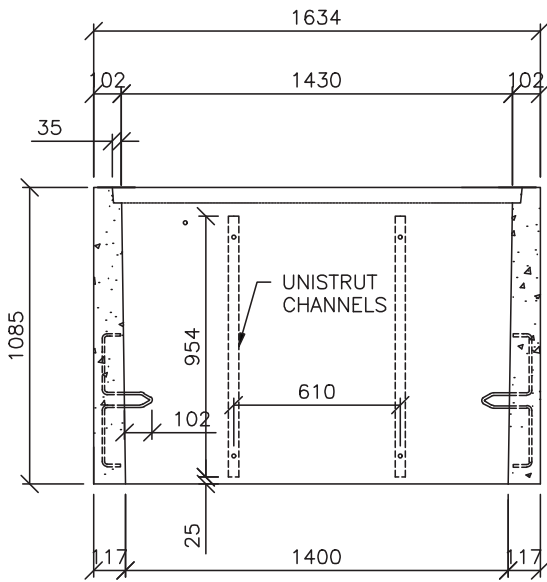




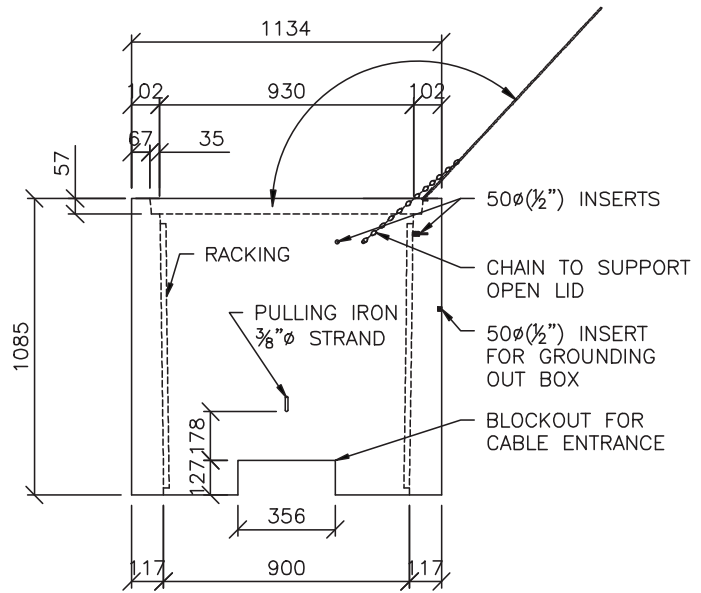




**PLAN VIEW**




**SECTION A**



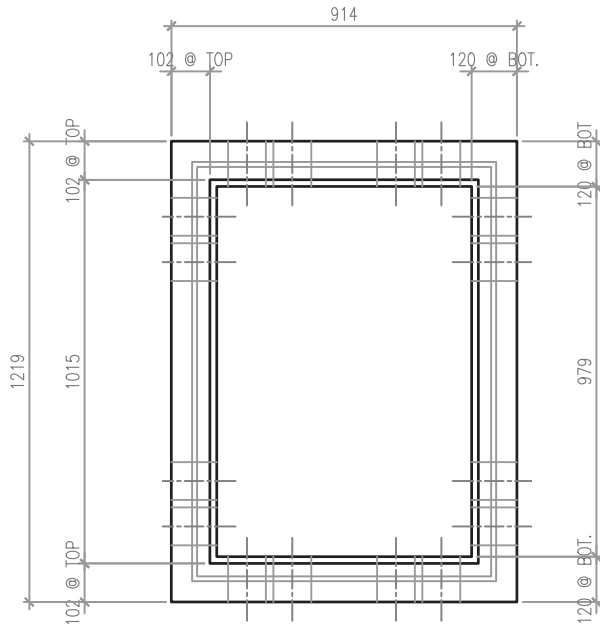
**END VIEW**

CONCRETE:		MANUFACTURING REQUIREMENTS:	PRODUCT NOTES: EMBED IRON: 12Ø LF INSERTS, 12Ø TYPE 'PD' INSERTS, 12Ø SLF INSERTS, PL 65 X 10 X 140 LG. C/W N. STUDS. ERECTION IRON: GALVANIZED TRAFFIC RATED CHECKERED PLATE LID ASSEMBLY C/W 10Ø CHAIN, 12Ø X 38 LG. BOLTS C/W STD. NUT & WASHER, SLACAN CABLE RACK & S-BRACKET.
FINISH - SMOOTH COLOR - GREY 28 DAY - 30 MPa (TYPE HSb) MASS - 1620kg. (3575 lbs.)	CSA STANDARD: A23.4 (APPENDIX A&B) PCI STANDARD: MNL - 116/117 CPCI STANDARD: GROUP D - CATEGORY	<b>FORTIS 755 0559</b>	

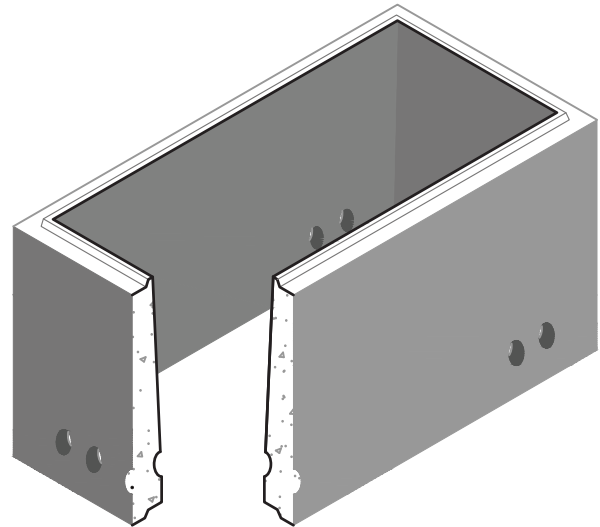


**ISOMETRIC VIEW**

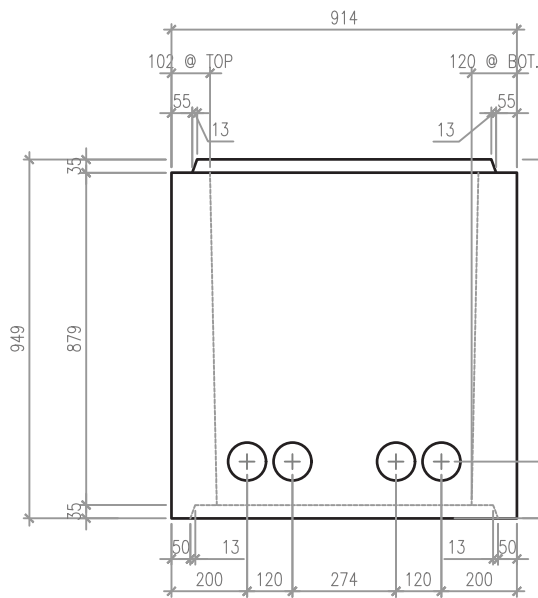
CONCRETE:		MANUFACTURING REQUIREMENTS:	PRODUCT NOTES: - 1.4M X 0.9M X 1028M NOMINAL INSIDE TO INSIDE DIMENSIONS. - LID ASSEMBLY GALVANIZED - LID TRAFFIC RATED TO 20,000LBS. FOR STRENGTH ONLY. NOT SUITABLE FOR ROADWAY TRAFFIC.
FINISH - SMOOTH COLOR - GREY 28 DAY - 30 MPa (TYPE HSb) MASS - 1620kg. (3575 lbs.)	CSA STANDARD: A23.4 (APPENDIX A&B) PCI STANDARD: MNL - 116/117 CPCI STANDARD: GROUP D - CATEGORY		



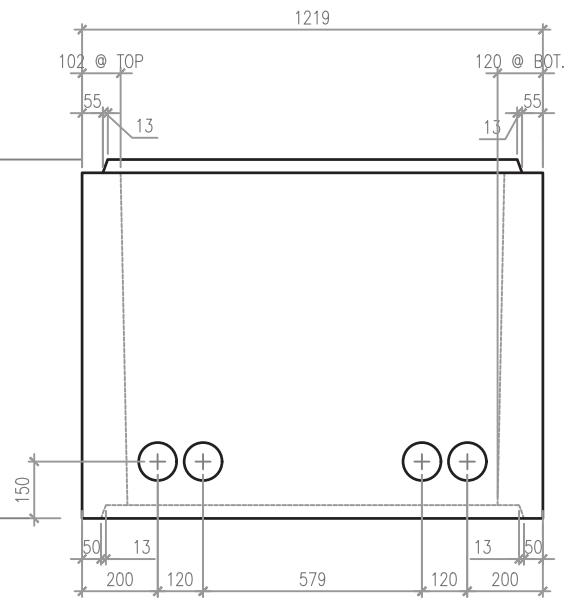
**TOP VIEW**



**ISOMETRIC**



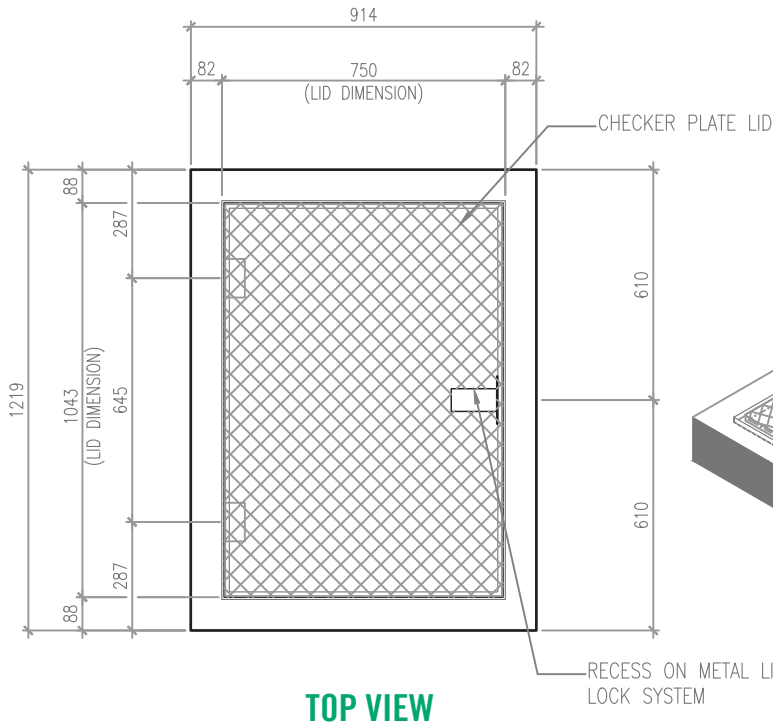
**END VIEW**



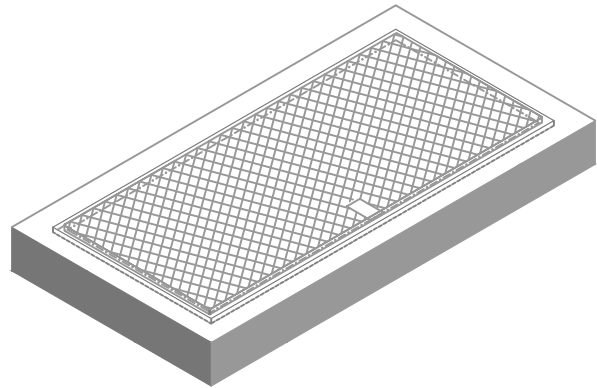
**SIDE VIEW**

CONCRETE:		MANUFACTURING REQUIREMENTS:
FINISH - SMOOTH COLOR - GREY 28 DAY - 30 MPa (TYPE HSb) MASS - 864kg. (1905 lbs.)		CSA STANDARD: A23.4 (APPENDIX A&B) PCI STANDARD: MNL - 116/117 CPCI STANDARD: GROUP D - CATEGORY
		EXTERNAL REF.: SHAW P-E

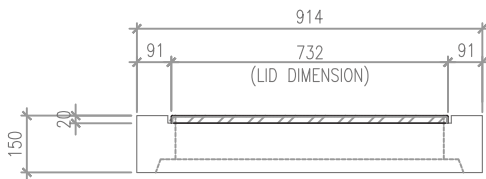
PULL BOX AND  
 VAULT PRODUCTS



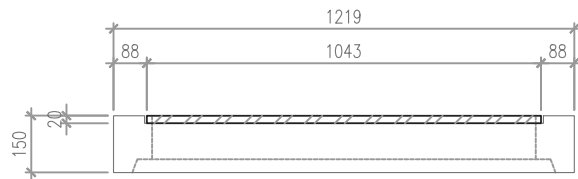
**TOP VIEW**



**ISOMETRIC**

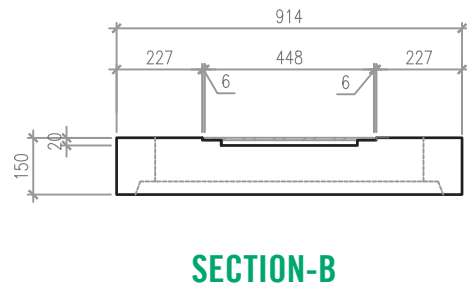
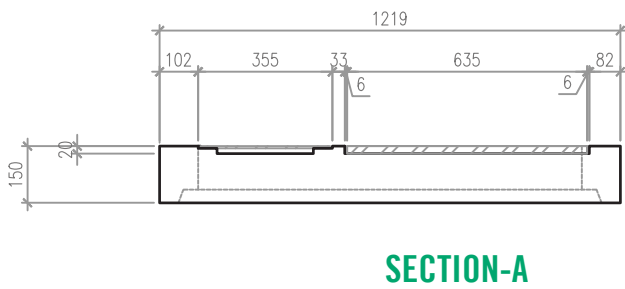
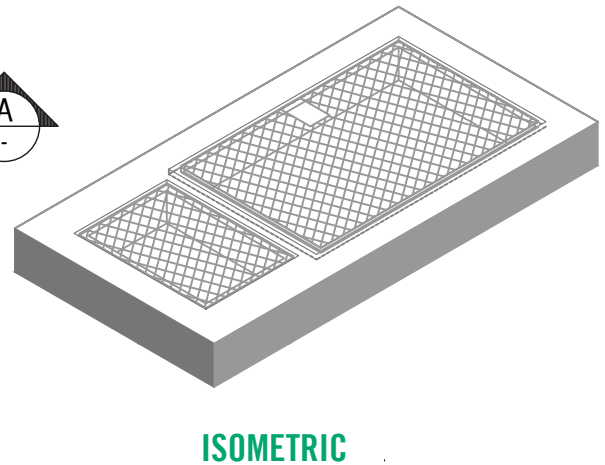
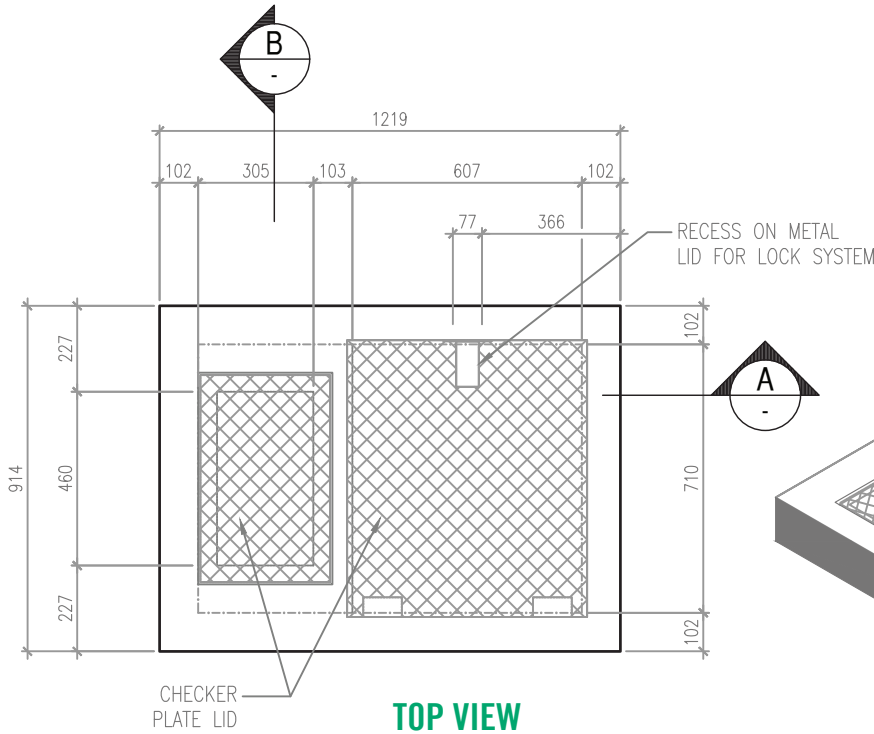


**END VIEW**

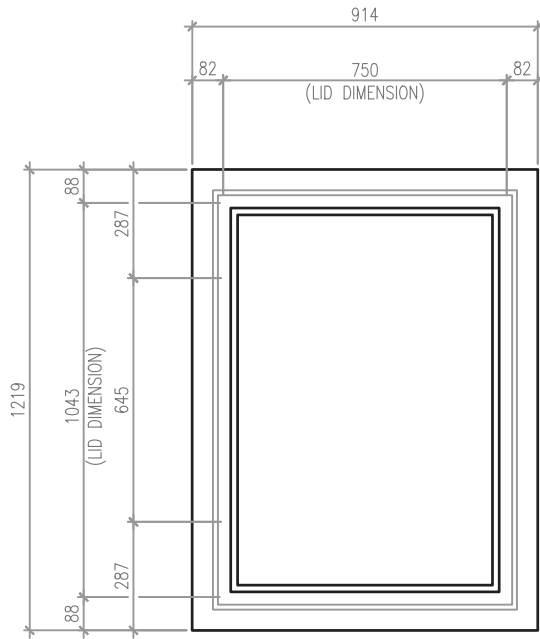


**SIDE VIEW**

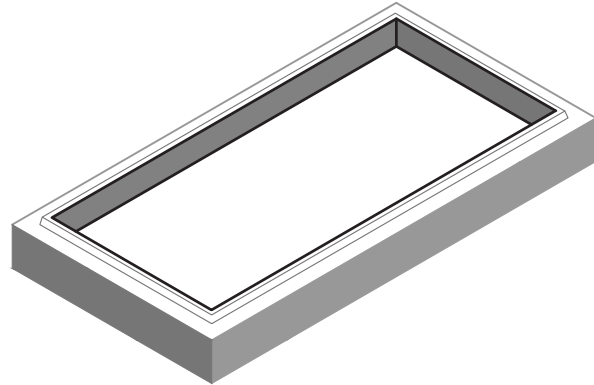
CONCRETE:		MANUFACTURING REQUIREMENTS:
FINISH - SMOOTH COLOR - GREY 28 DAY - 30 MPa (TYPE HSb) MASS - 144kg. (318 lbs.)	CSA STANDARD: A23.4 (APPENDIX A&B) PCI STANDARD: MNL - 116/117 CPCI STANDARD: GROUP D - CATEGORY	
		EXTERNAL REF.: SHAW P-G



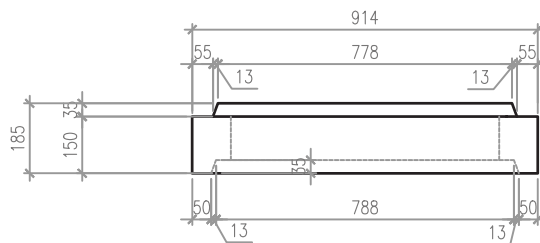
CONCRETE:		MANUFACTURING REQUIREMENTS:	
FINISH - SMOOTH COLOR - GREY 28 DAY - 30 MPa (TYPE HSb) MASS - 144kg. (318 lbs.)		CSA STANDARD: A23.4 (APPENDIX A&B) PCI STANDARD: MNL - 116/117 CPCI STANDARD: GROUP D - CATEGORY	
		EXTERNAL REF.: SHAW P-H	



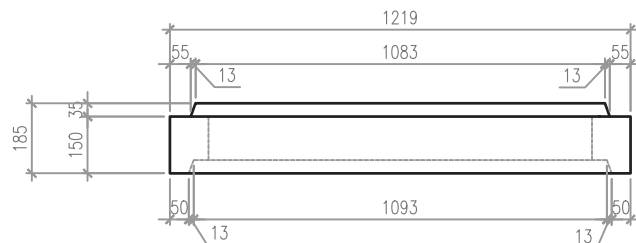
**TOP VIEW**



**ISOMETRIC**

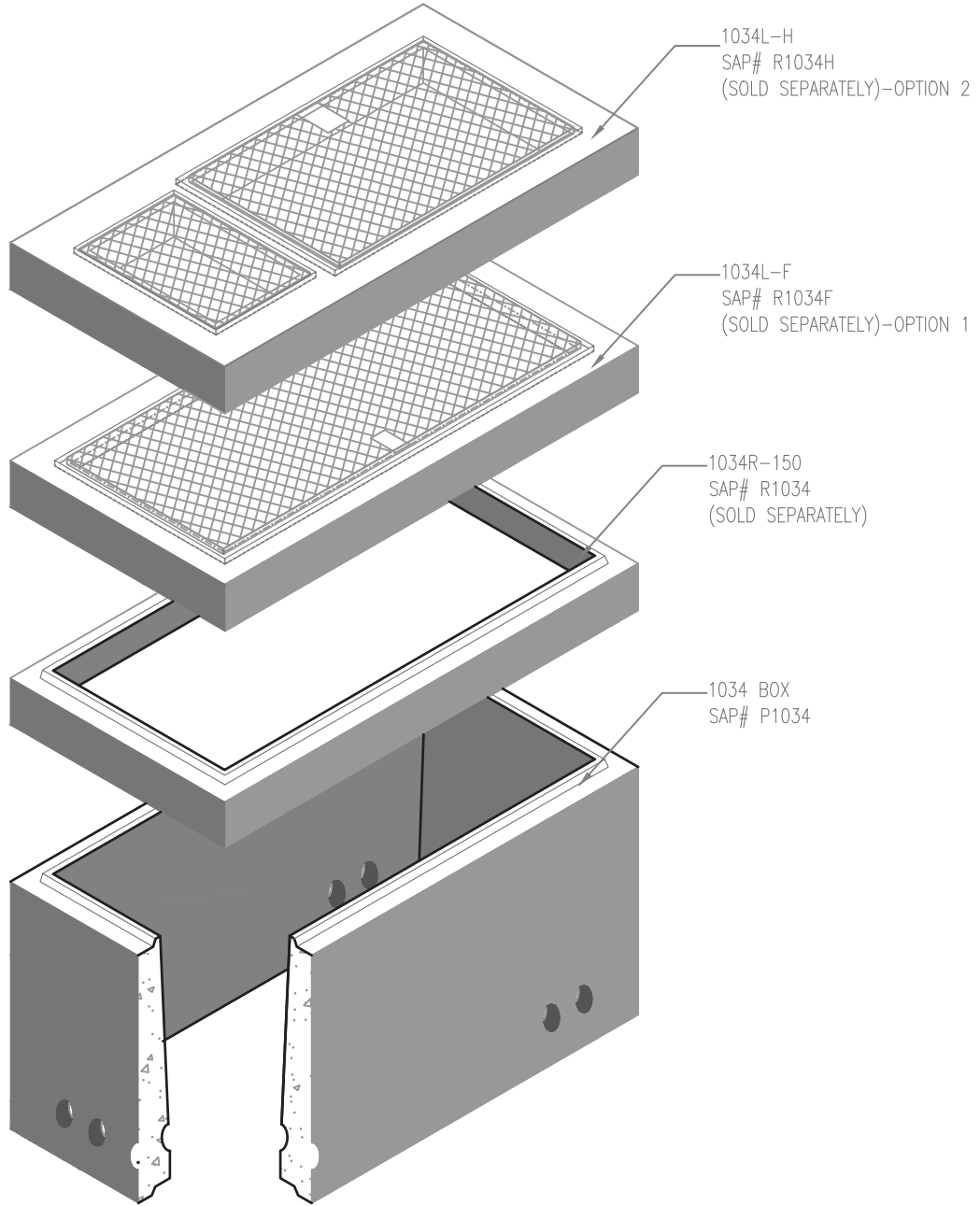


**END VIEW**

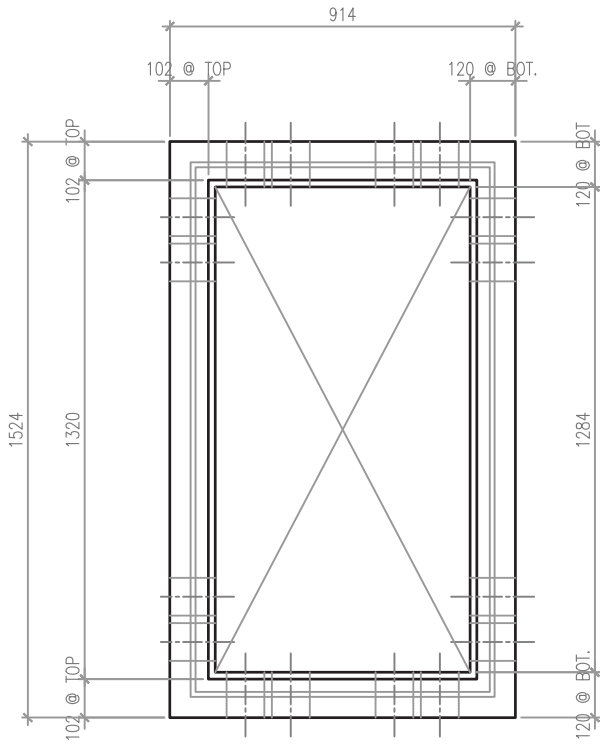


**SIDE VIEW**

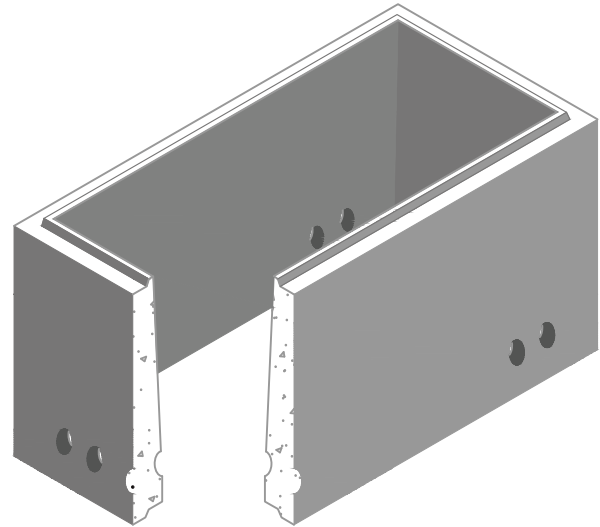
CONCRETE:		MANUFACTURING REQUIREMENTS:
FINISH - SMOOTH COLOR - GREY 28 DAY - 35 MPa (TYPE HSb) MASS - 144kg. (318 lbs.)		CSA STANDARD: A23.4 (APPENDIX A&B) PCI STANDARD: MNL - 116/117 CPCI STANDARD: GROUP D - CATEGORY
		EXTERNAL REF.: SHAW P-G



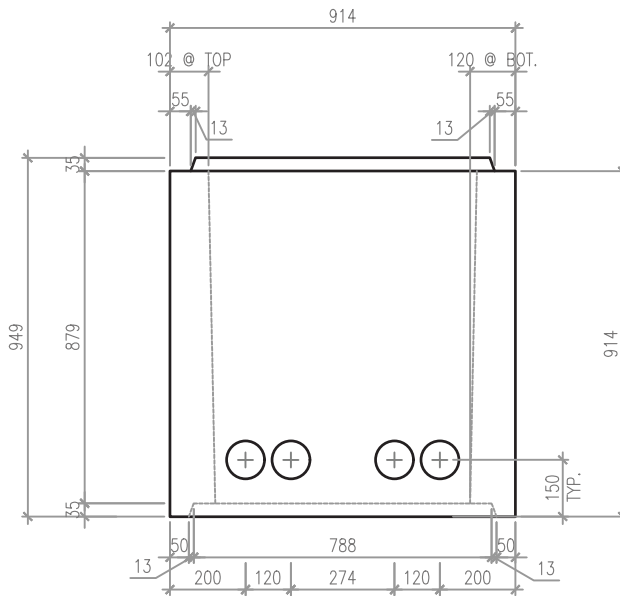
**ISOMETRIC**



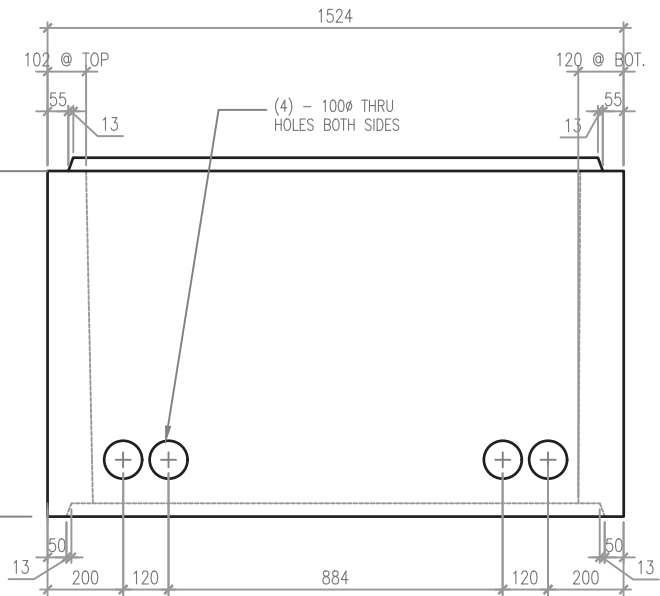
**TOP VIEW**



**ISOMETRIC**



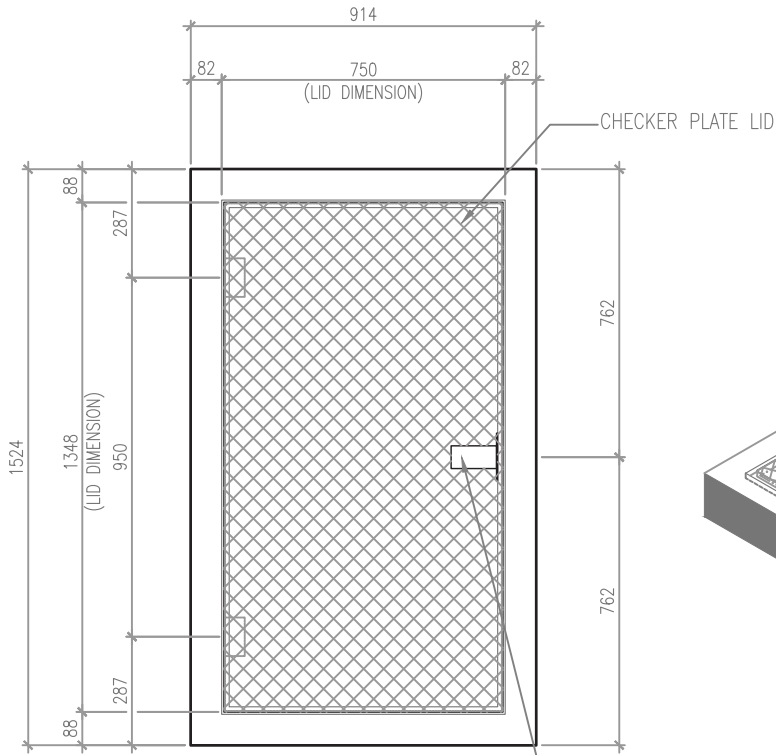
**END VIEW**



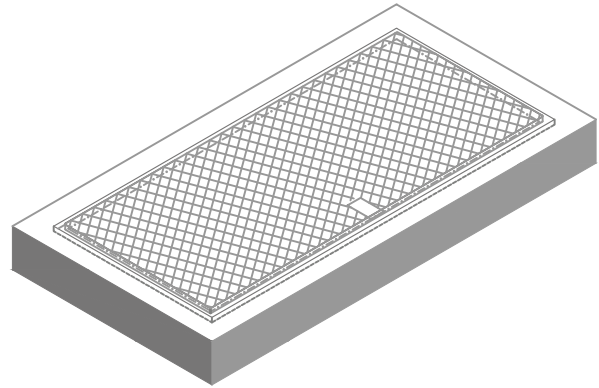
**SIDE VIEW**

<b>CONCRETE:</b>	<b>MANUFACTURING REQUIREMENTS:</b>	
FINISH - SMOOTH COLOR - GREY 28 DAY - 30 MPa (TYPE HSb) MASS - 1008kg. (2223 lbs.)	CSA STANDARD: A23.4 (APPENDIX A&B) PCI STANDARD: MNL - 116/117 CPCI STANDARD: GROUP D - CATEGORY	
		EXTERNAL REF.: SHAW P-A

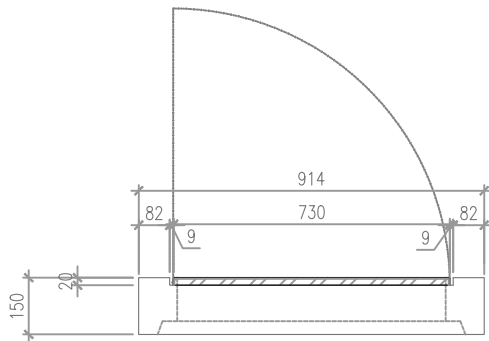




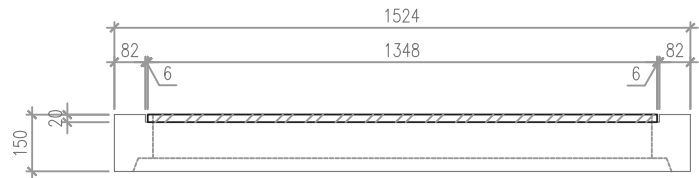
**TOP VIEW**



**ISOMETRIC**



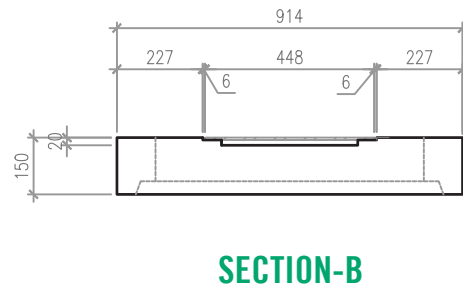
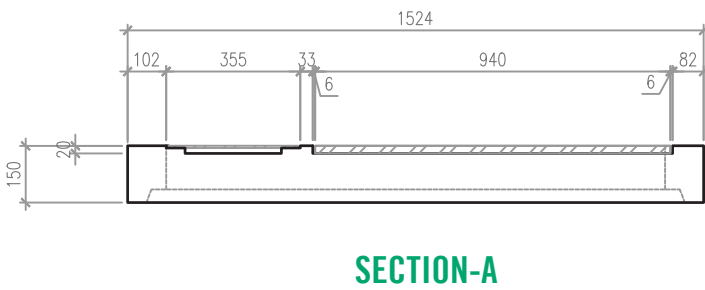
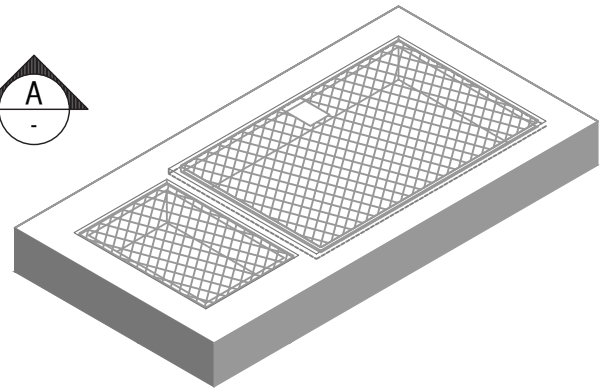
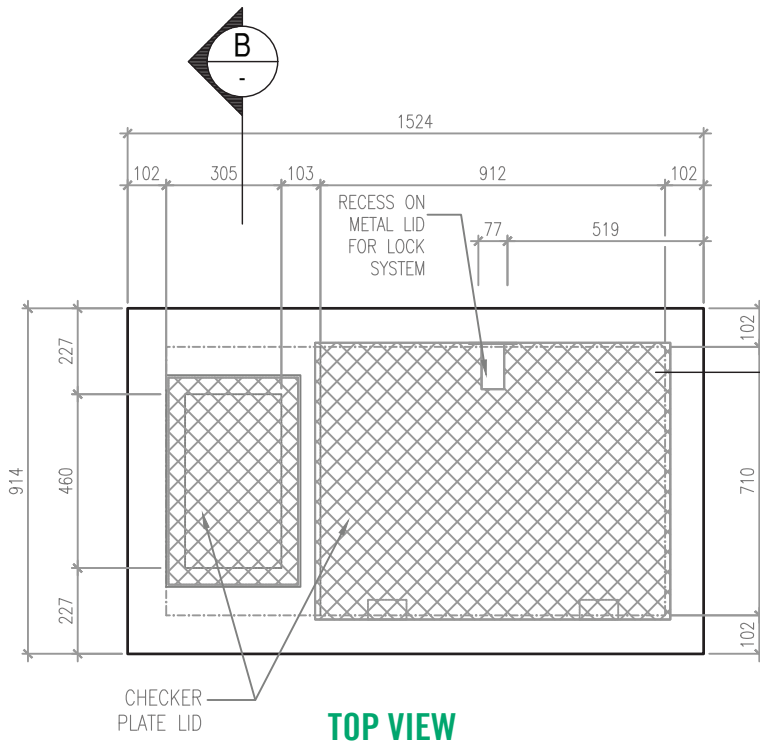
**END VIEW**



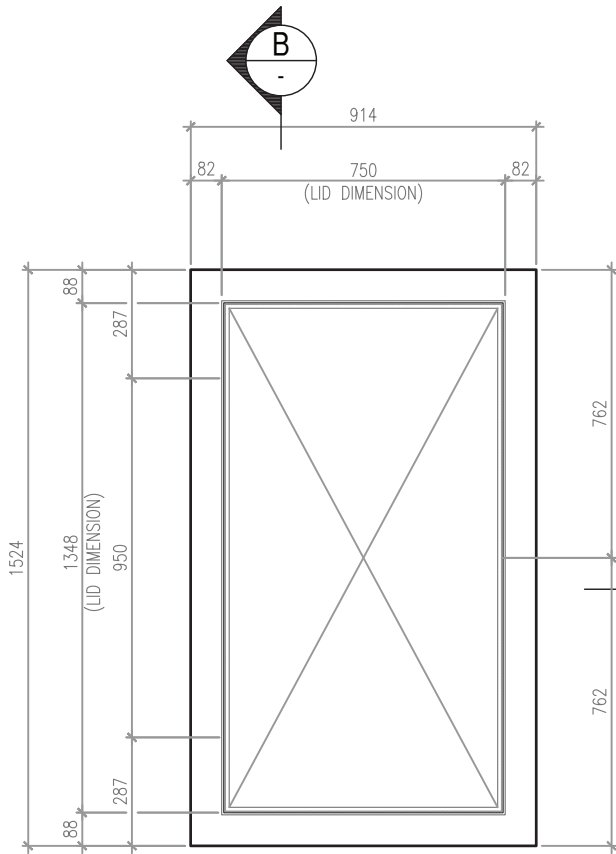
**SIDE VIEW**

CONCRETE:		MANUFACTURING REQUIREMENTS:	
FINISH - SMOOTH		CSA STANDARD: A23.4 (APPENDIX A&B)	
COLOR - GREY		PCI STANDARD: MNL - 116/117	
28 DAY - 30 MPa (TYPE HSb)		CPCI STANDARD: GROUP D - CATEGORY	
MASS - 168kg. (370 lbs.)			

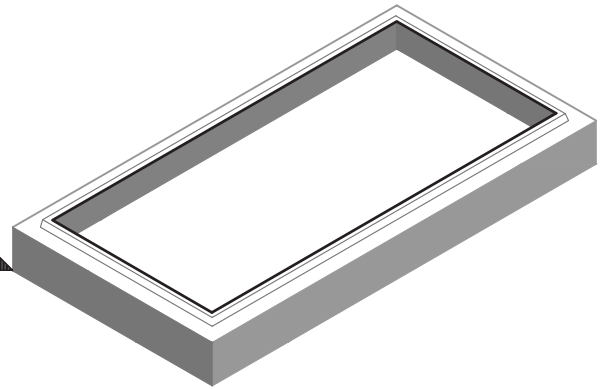
PULL BOX AND  
VAULT PRODUCTS



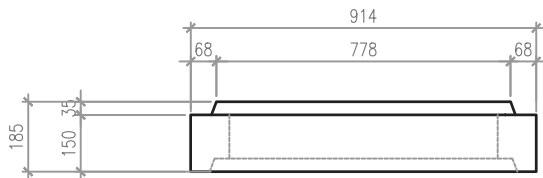
CONCRETE:		MANUFACTURING REQUIREMENTS:	
FINISH - SMOOTH COLOR - GREY 28 DAY - 30 MPa (TYPE HSb) MASS - 168kg. (370 lbs.)		CSA STANDARD: A23.4 (APPENDIX A&B) PCI STANDARD: MNL - 116/117 CPCI STANDARD: GROUP D - CATEGORY	



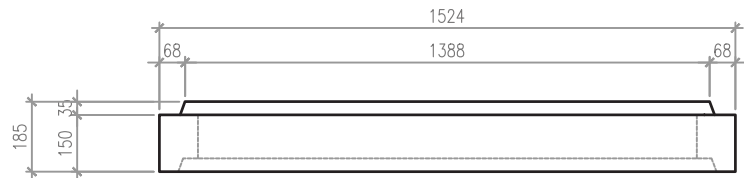
**TOP VIEW**



**ISOMETRIC**

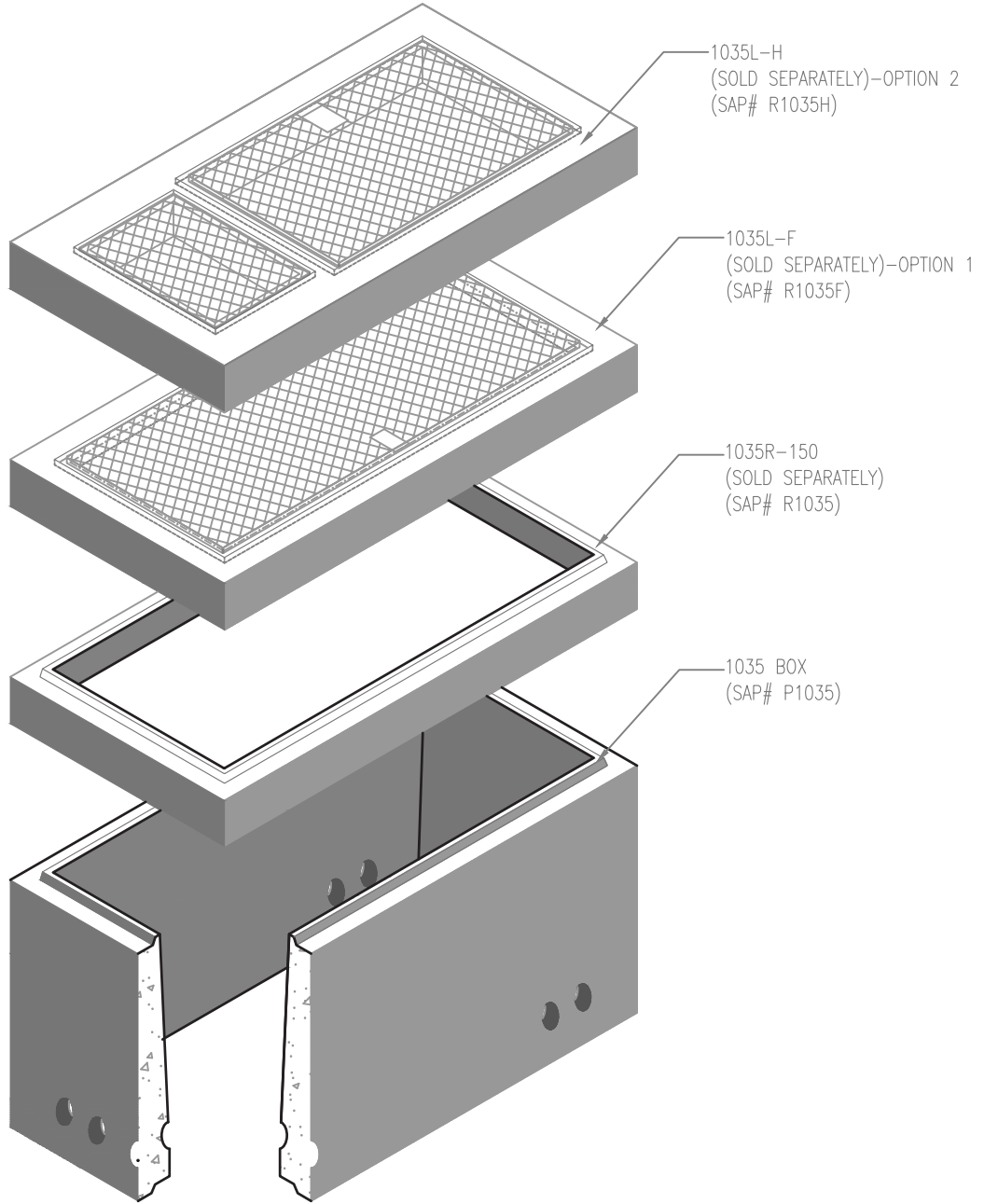


**SECTION-A**

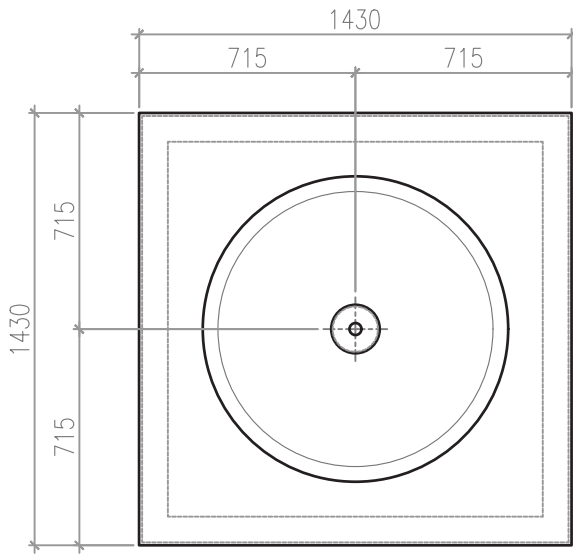


**SECTION-B**

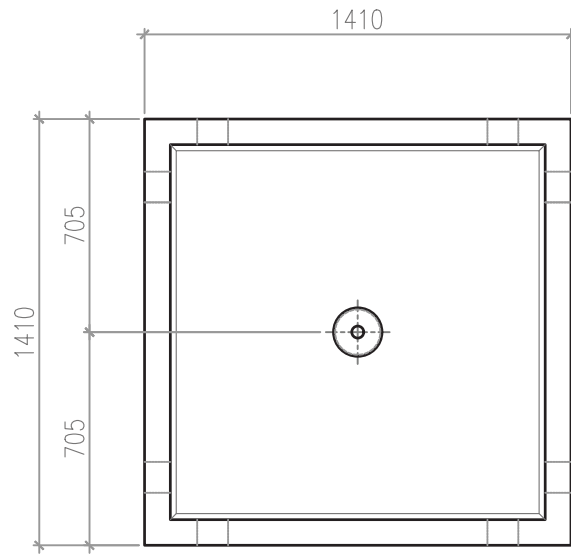
CONCRETE:		MANUFACTURING REQUIREMENTS:
FINISH - SMOOTH COLOR - GREY 28 DAY - 30 MPa (TYPE HSb) MASS - 168kg. (370 lbs.)	CSA STANDARD: A23.4 (APPENDIX A&B) PCI STANDARD: MNL - 116/117 CPCI STANDARD: GROUP D - CATEGORY	EXTERNAL REF.: SHAW P-B



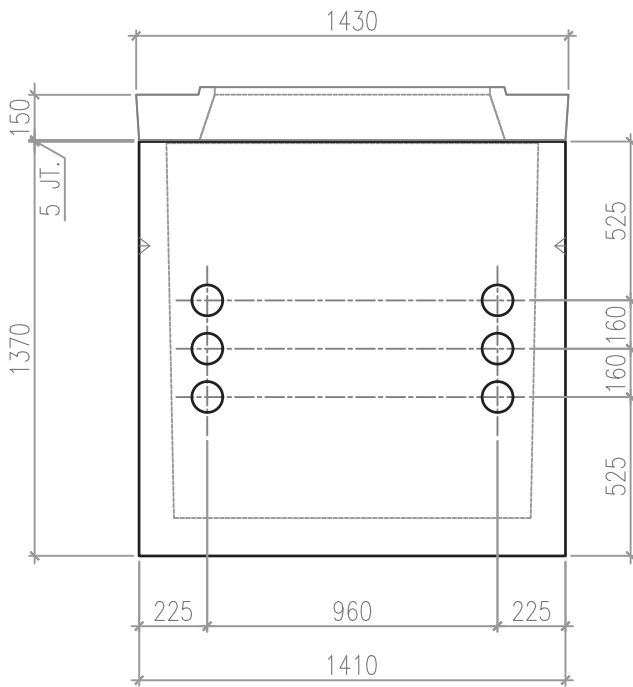
**ISOMETRIC**



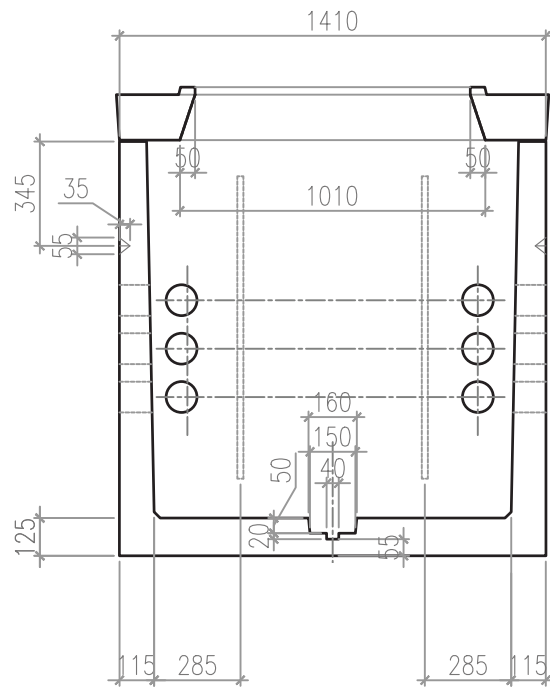
**TOP VIEW-LID UNIT**



**TOP VIEW-BASE UNIT**

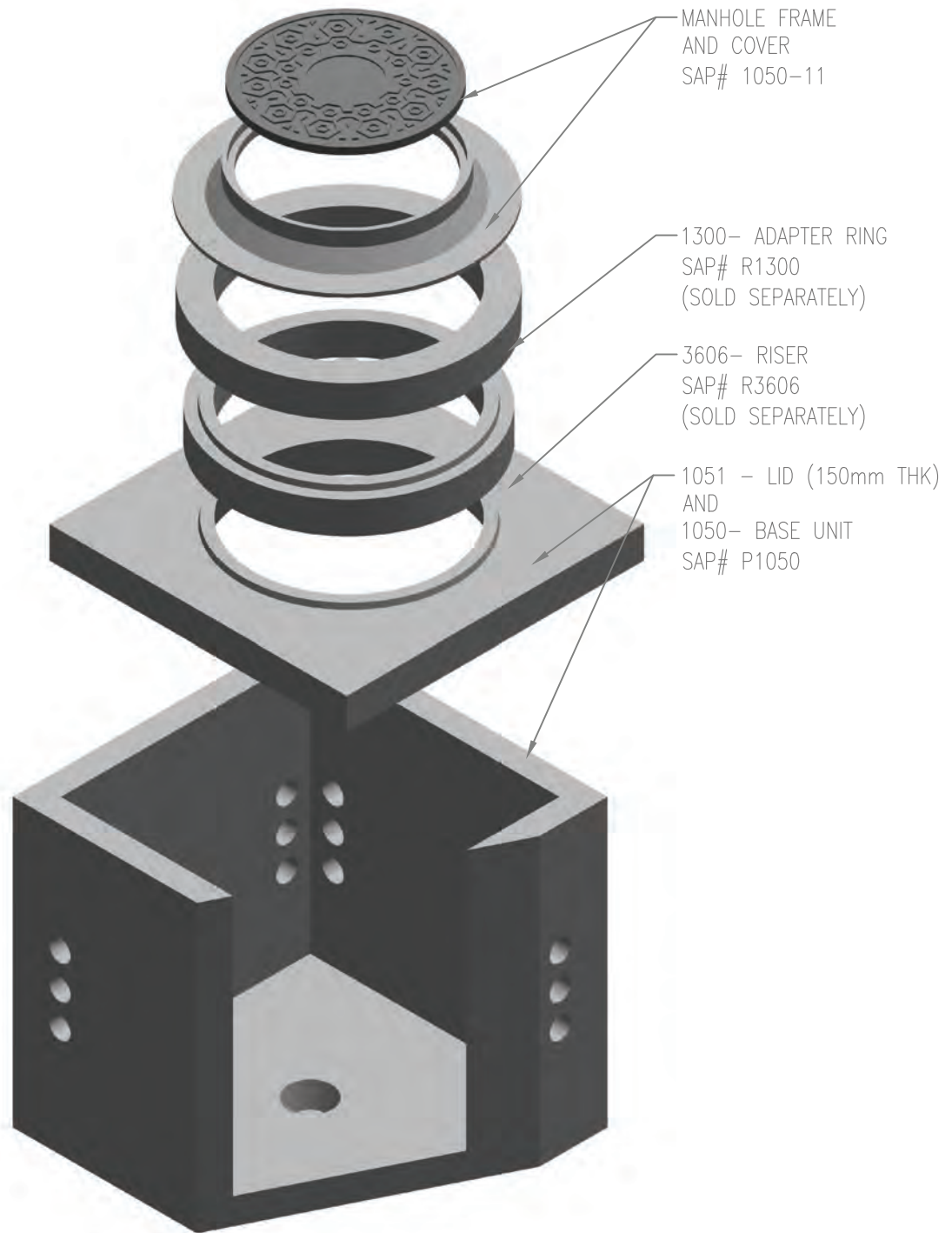


**END VIEW**

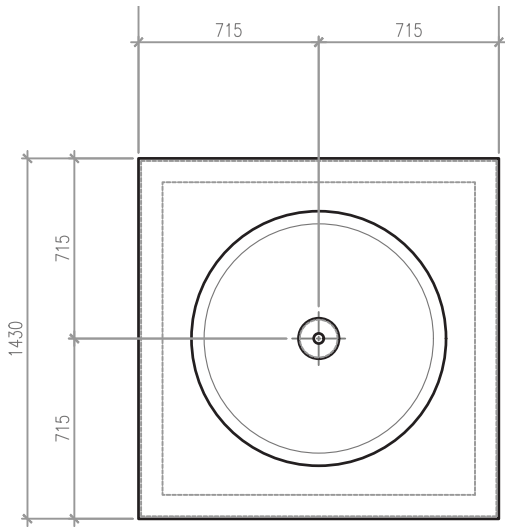


**SECTION**

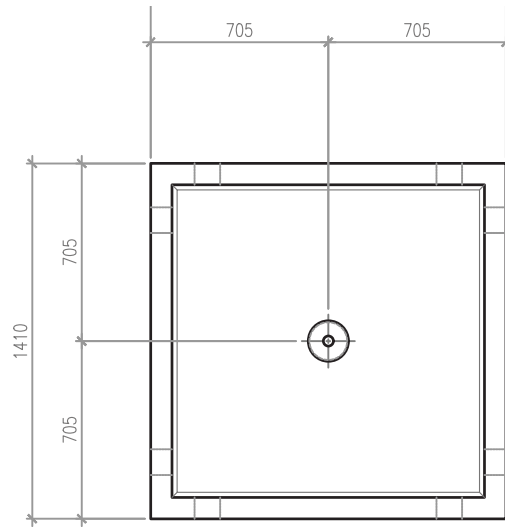
CONCRETE:	MANUFACTURING REQUIREMENTS:	
FINISH - SMOOTH COLOR - GREY 28 DAY - 30 MPa (TYPE HSb) MASS - 600kg. (1320 lbs.) - LID MASS - 2300kg. (5100 lbs.) - BASE	CSA STANDARD: A23.4 (APPENDIX A&B) PCI STANDARD: MNL - 116/117 CPCI STANDARD: GROUP D - CATEGORY	FORTIS: 755 0558 EPCOR: 80011



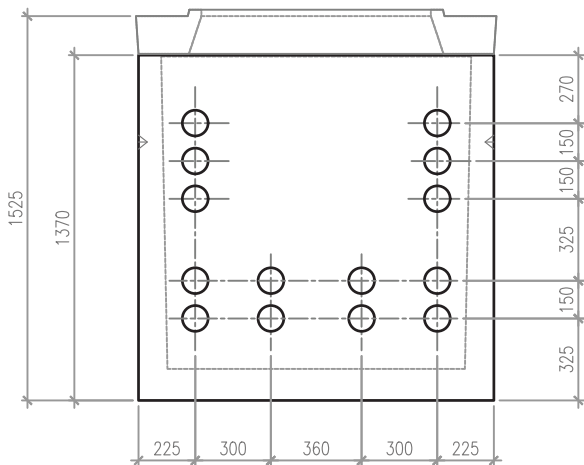
NOTES:  
 MANHOLE STEEL COVER CAN BE PURCHASED ACCORDING TO ITS PURPOSE. AVAILABLE COVER DESIGN FOR TELEPHONE, UTILITY AND STANDARD USE (BLANK).



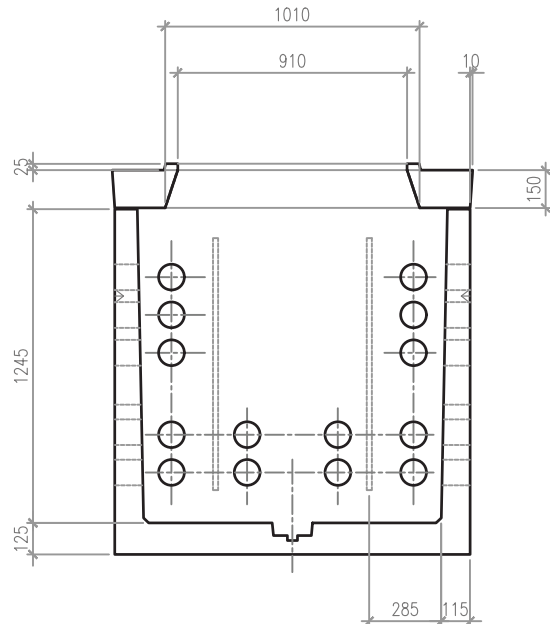
**TOP VIEW-LID**



**TOP VIEW-BOX**

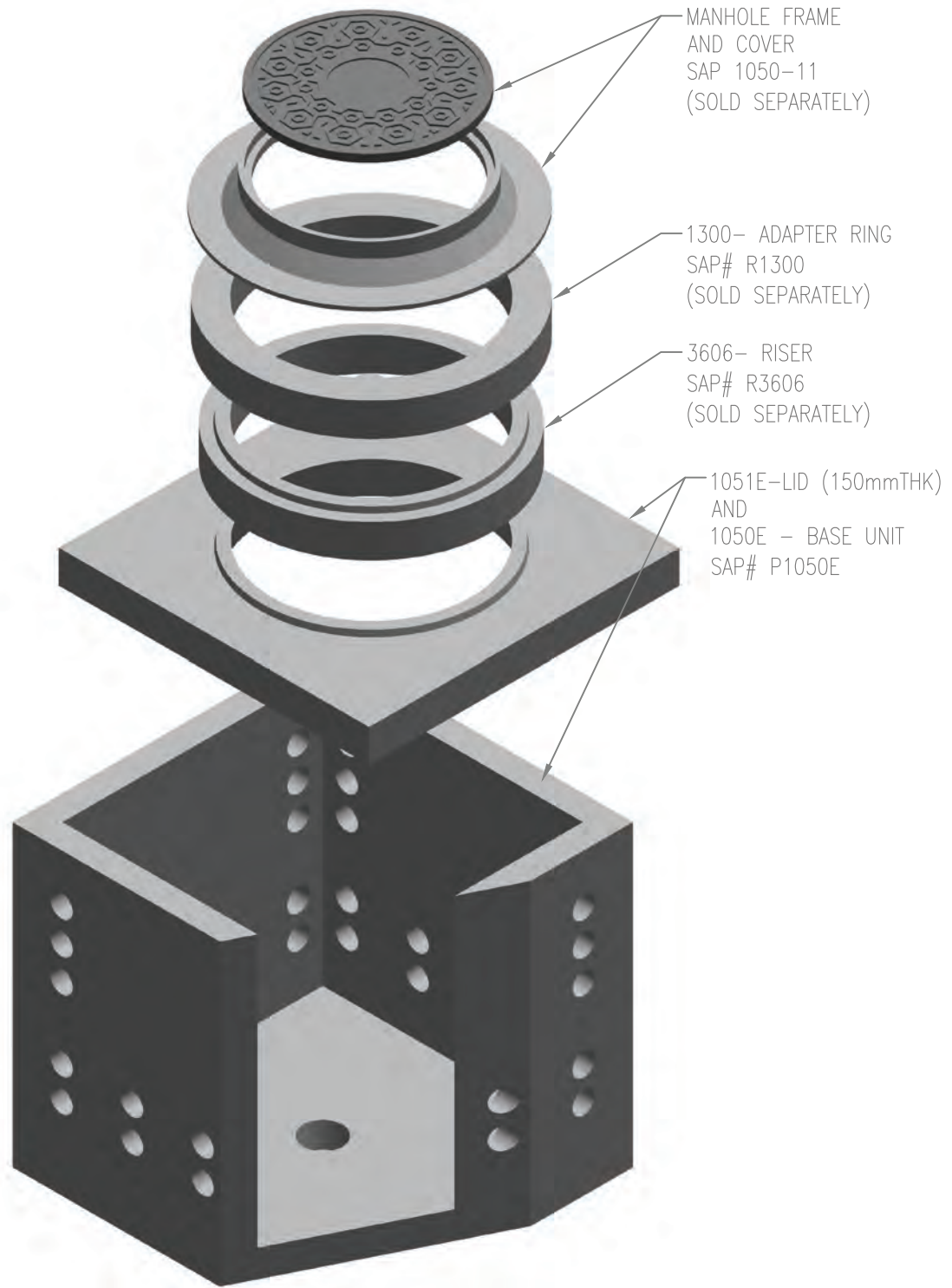


**END VIEW**



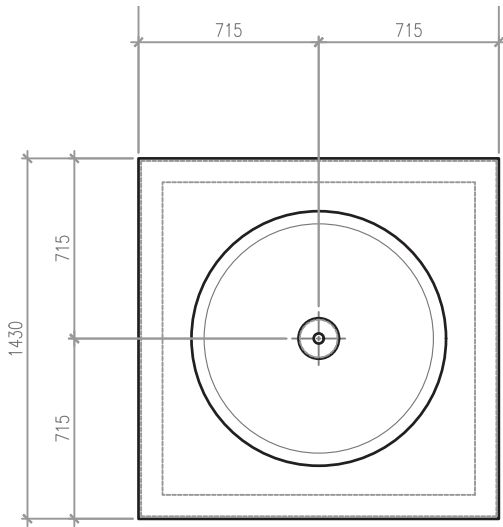
**SIDE VIEW**

CONCRETE:	MANUFACTURING REQUIREMENTS:	
FINISH - SMOOTH COLOR - GREY 28 DAY - 30 MPa (TYPE HSb) MASS - 750kg. (1650 lbs.) - LID MASS - 2486kg. (5470 lbs.) - BASE TOTAL MASS - 3236KG. (7120 LBS.)	CSA STANDARD: A23.4 (APPENDIX A&B) PCI STANDARD: MNL - 116/117 CPCI STANDARD: GROUP D - CATEGORY	EPCOR 80011

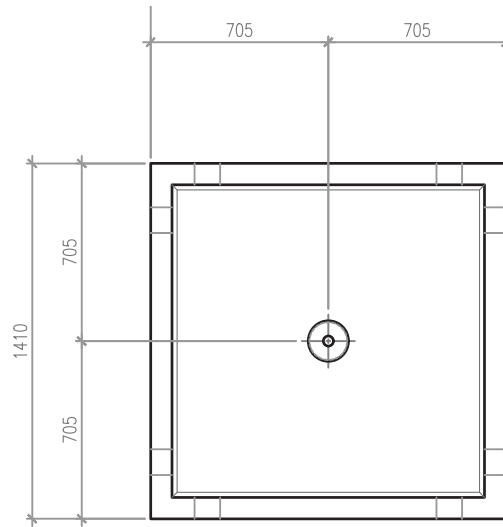


NOTES:  
 MANHOLE STEEL COVER CAN BE PURCHASED ACCORDING TO ITS PURPOSE. AVAILABLE COVER DESIGN FOR TELEPHONE, UTILITY AND STANDARD USE (BLANK).

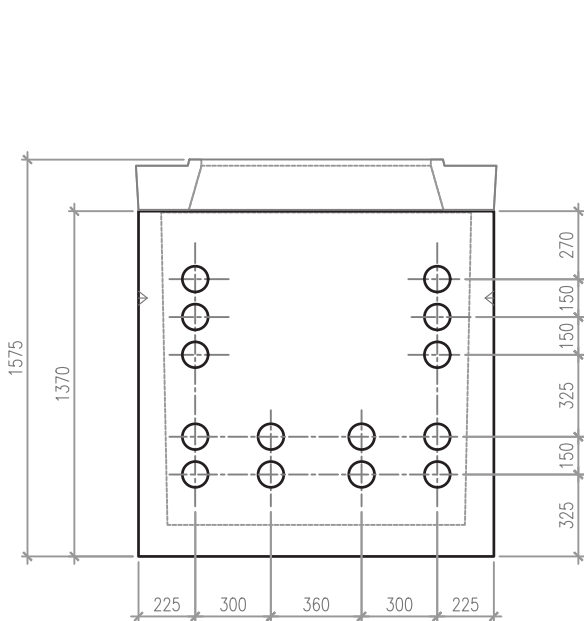




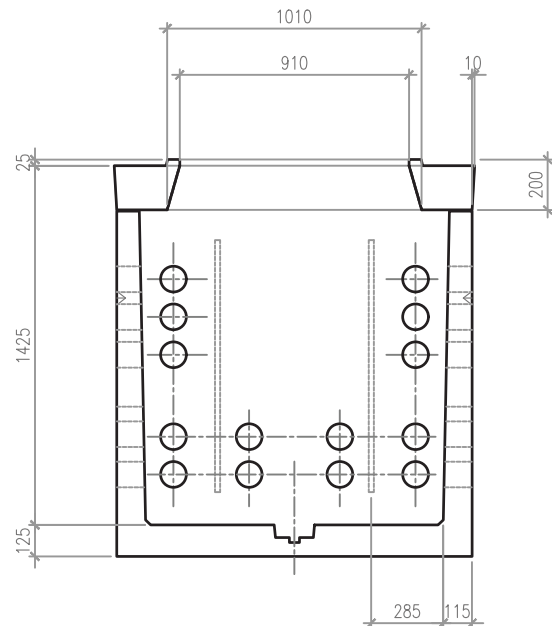
**TOP VIEW-LID**



**TOP VIEW-BOX**

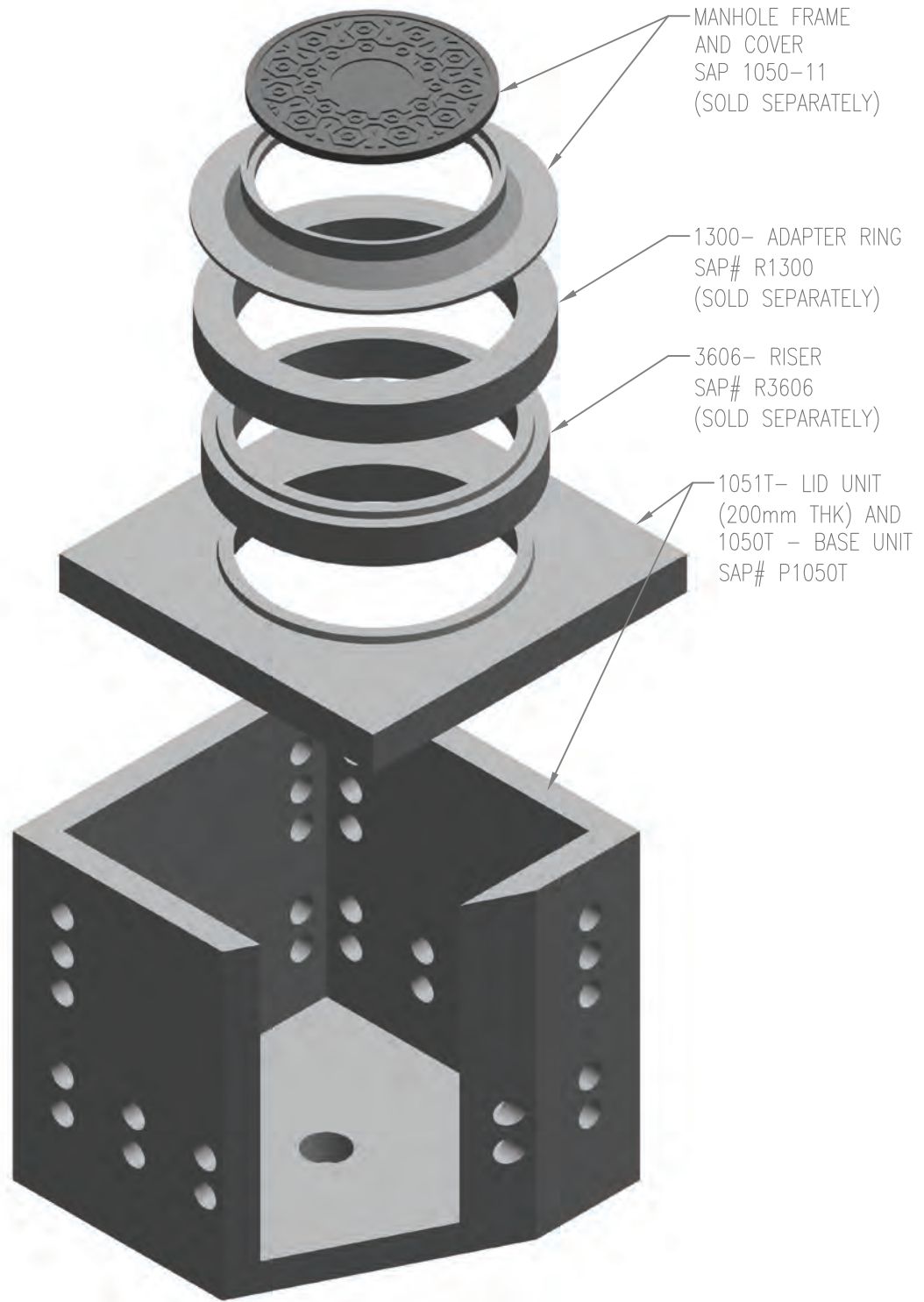


**END VIEW**

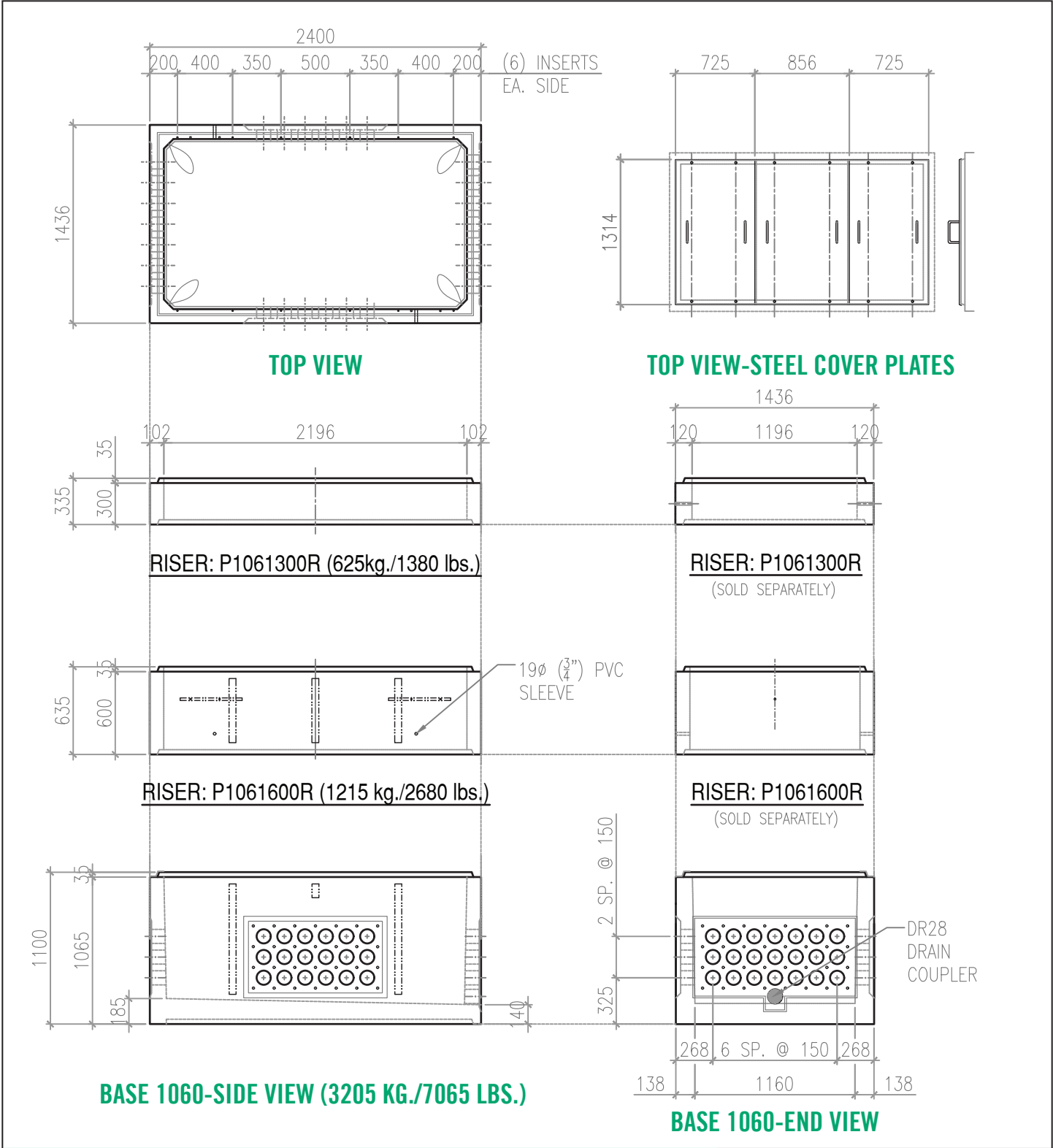


**SIDE VIEW**

CONCRETE:	MANUFACTURING REQUIREMENTS:	
FINISH - SMOOTH COLOR - GREY 28 DAY - 30 MPa (TYPE HSb) MASS - 750kg. (1650 lbs.) - LID MASS - 2486kg. (5470 lbs.) - BASE TOTAL MASS - 3236KG. (7120 LBS.)	CSA STANDARD: A23.4 (APPENDIX A&B) PCI STANDARD: MNL - 116/117 CPCI STANDARD: GROUP D - CATEGORY	

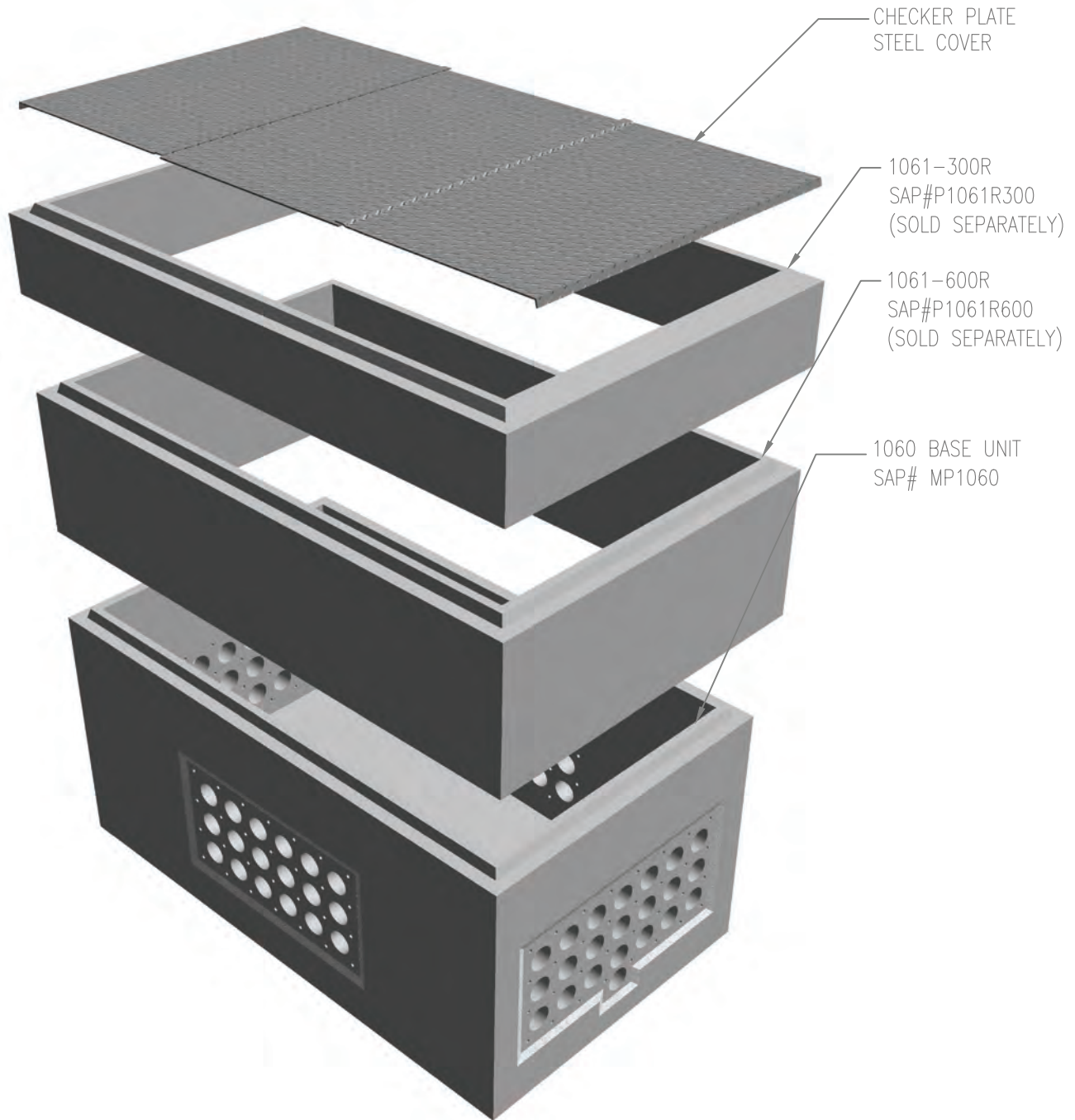


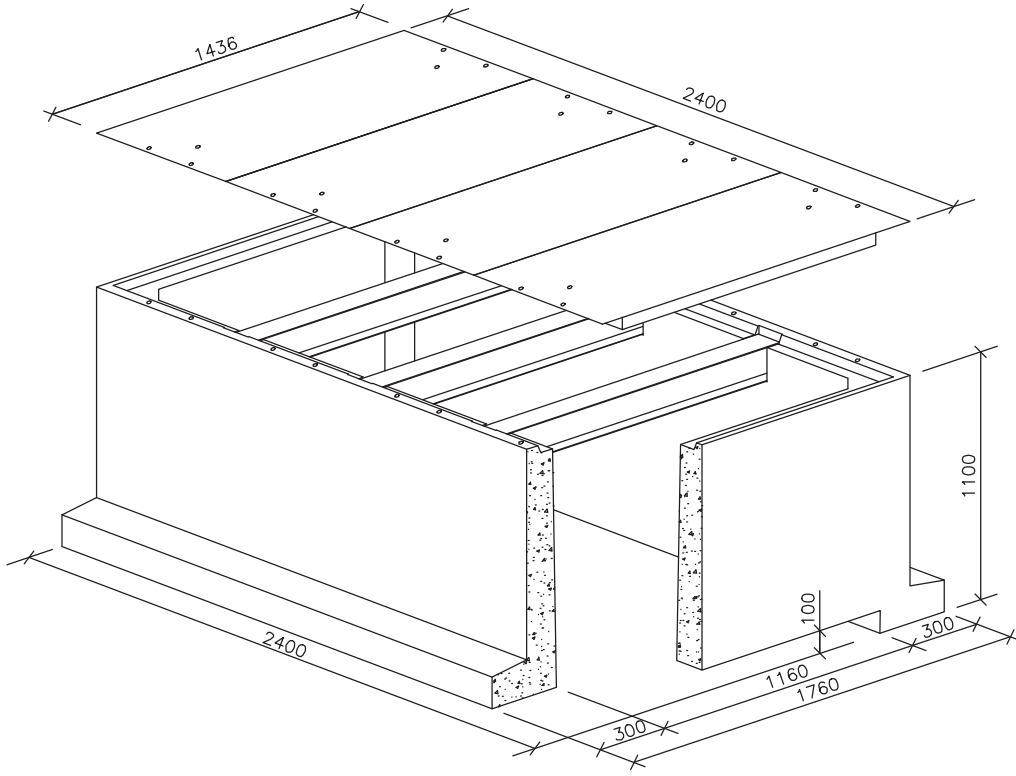
NOTES:  
 MANHOLE STEEL COVER CAN BE PURCHASED ACCORDING TO ITS PURPOSE. AVAILABLE COVER DESIGN FOR TELEPHONE, UTILITY AND STANDARD USE (BLANK).



CONCRETE:	MANUFACTURING REQUIREMENTS:	EXTERNAL REF.:
FINISH - SMOOTH COLOR - GREY 28 DAY - 30 MPa (TYPE HSb) MASS - AS SHOWN	CSA STANDARD: A23.4 (APPENDIX A&B) PCI STANDARD: MNL - 116/117 CPCI STANDARD: GROUP D - CATEGORY	<b>FORTIS 755 0560</b>

THIS DRAWING IS THE PROPERTY OF LAFARGE CANADA INC. THIS IS A COPYRIGHT DRAWING AND DESIGN, AND SHALL NOT BE USED, REPRODUCED WITHOUT WRITTEN APPROVAL. THE CONTRACTOR SHALL CHECK AND VERIFY ALL DIMENSIONS AND REPORT ALL ERRORS AND OMISSIONS PRIOR TO COMMENCING WORK.



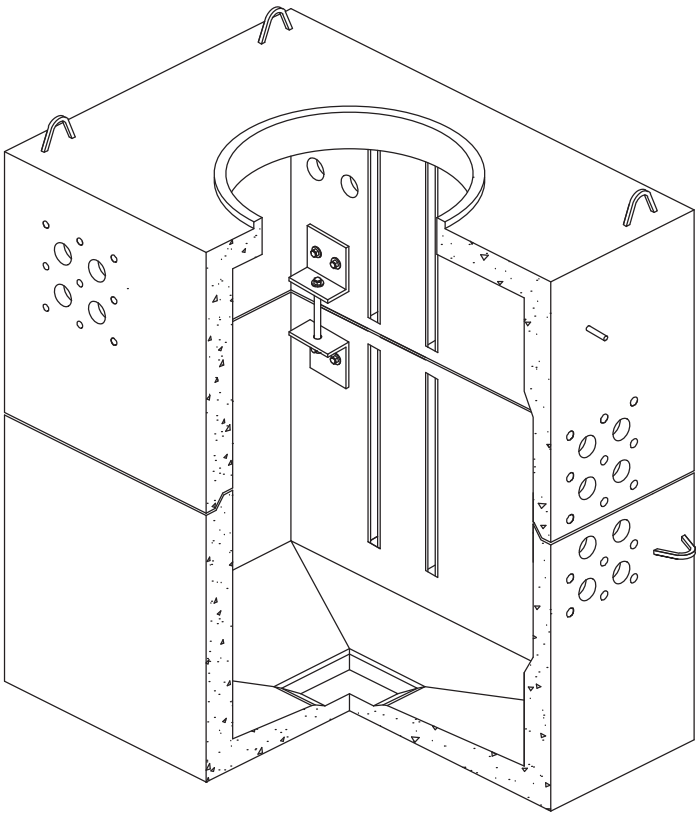


**ISOMETRIC VIEW**

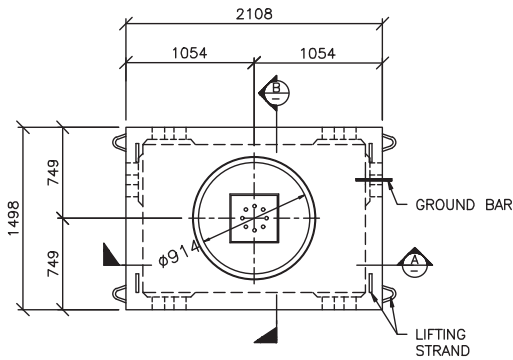
CONCRETE:		MANUFACTURING REQUIREMENTS:	PRODUCT NOTES: EMBED IRON: COPPER WIRE, UNISTRUT, M10 ITBF THIN SLAB INSERTS C/W STD. 10Ø BOLTS, #4 TIN PLATED SPLIT BOLTS, FLAT PLATE CLAMP, TOWER GROUND CLAMP, DOGBONE CLAMP  ERECTION IRON: ATCO PULLBOX LID ASSEMBLY C/W (3) - W6 X 12 X 1336 LG. W-BEAMS.
FINISH - SMOOTH COLOR - GREY 28 DAY - 30 MPa (TYPE HSb) MASS - 2200kg. (4800 lbs.)	CSA STANDARD: A23.4 (APPENDIX A&B) PCI STANDARD: MNL - 116/117 CPCI STANDARD: GROUP D - CATEGORY		

THIS DRAWING IS THE PROPERTY OF LAFARGE CANADA INC.  
 THIS IS A COPYRIGHT DRAWING AND DESIGN, AND SHALL NOT BE USED, REPRODUCED WITHOUT WRITTEN APPROVAL.  
 THE CONTRACTOR SHALL CHECK AND VERIFY ALL DIMENSIONS AND REPORT ALL ERRORS AND OMISSIONS PRIOR TO COMMENCING WORK.

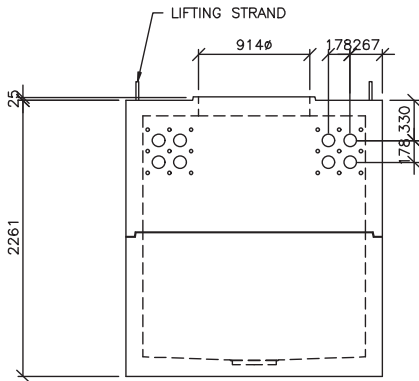
SAP	PRODUCT CODE	NOMINAL INSIDE DIMENSION (Width x Length x Height)	WEIGHT (kg.)
VA1110	1110	1.2 x 1.8 x 2.0	5,943
VA1120	1120	1.4 x 2.7 x 2.0	10,120
VA1130	1130	1.8 x 3.7 x 2.0	16,000
VA1140	1140	1.8 x 3.7 x 24	17,320



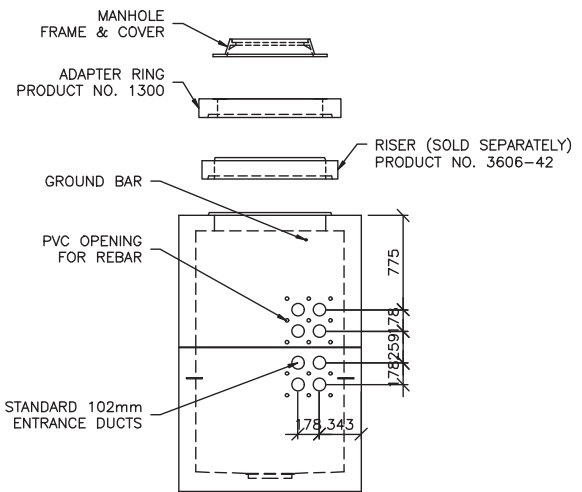
- PRODUCT NOTES:
- VAULT SUPPLIED IN TWO HALVES, ASSEMBLED ON-SITE BY CONTRACTOR
  - VAULT INCLUDE 900ØX 150 CAST IRON FRAME AND COVER 150MM HIGH ADAPTER RING, RAMNECK GASKET, GALV. STEEL SUMP COVER PL. AND VAULT CONNECTION HARDWARE
  - RISER BARRELS AVAILABLE AT EXTRA CHARGE
  - DESIGNED FOR MAX. 1.5M COVER FROM TOP OF VAULT, FOR DEEPER BURIAL CONTACT LAFARGE
  - CORING HOLE FOR INLET/OUTLET IN VAULTS TO BE DONE ON-SITE BY CONTRACTOR, MIN. EDGE DISTANCE FROM VAULT JOINT TO BE 200MM.
  - ADEQUACY OF STRUCTURAL INTEGRITY FOR EACH INDIVIDUAL APPLICATION OF PRODUCT IS TO BE DETERMINED BY THE CONTRACTOR
  - ENTRANCE DUCTS TO ACCEPT 102Ø (4") DB II CONDUIT



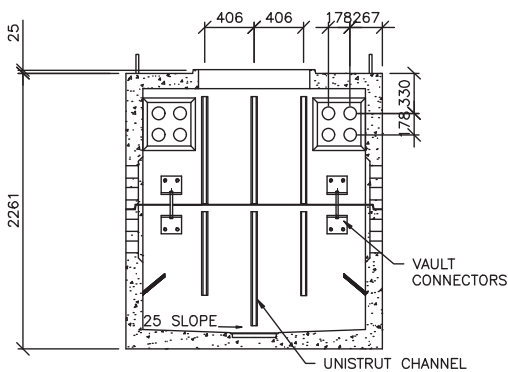
**PLAN VIEW**



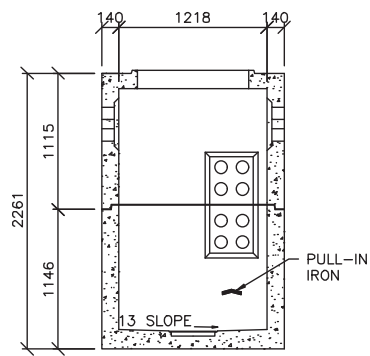
**SIDE VIEW**



**END VIEW**

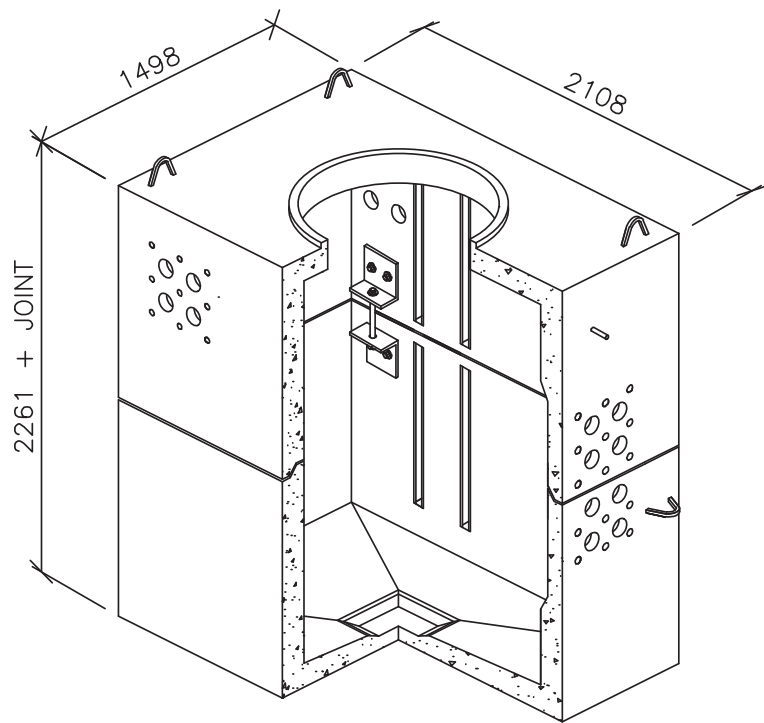


**SECTION-A**



**SECTION-B**

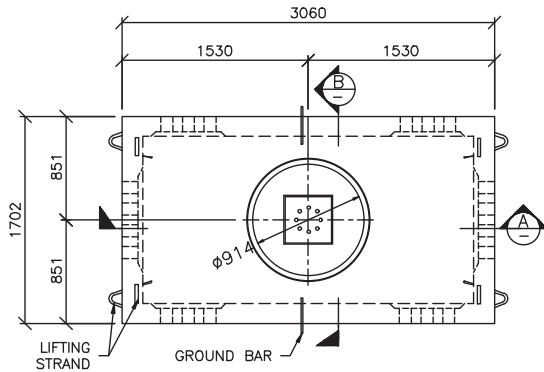
CONCRETE:	MANUFACTURING REQUIREMENTS:	PRODUCT NOTES:
FINISH - SMOOTH COLOR - GREY 28 DAY - 30 MPa (TYPE HSb) MASS - 5943kg. (13,075 lbs.)	CSA STANDARD: A23.4 (APPENDIX A&B) PCI STANDARD: MNL - 116/117 CPCI STANDARD: GROUP D - CATEGORY	EMBED IRON: COPPER WIRE, 16Ø GROUNDING IRON, 25Ø PULL-IN IRON, 20Ø TYPE 'LF' INSERTS, 12Ø "SLF" INSERTS. ERECTION IRON: GALV. L-ANGLE C/W STD. BOLT & WASHERS, 220Ø ALL THREAD X 305 LG. C/W STD. HEX NUT & WASHERS, 'S' BRACKET C/W 120 BOLTS X 45 LG. & STD. HEX NUT & WASHERS, CHECKERED SUMP PL.



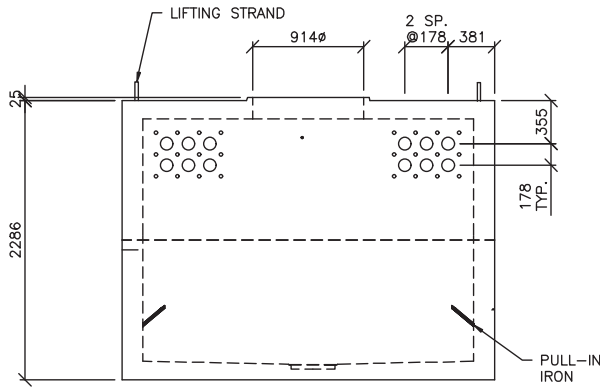
PRODUCT NOTES:

- VAULT SUPPLIED IN TWO HALVES, ASSEMBLED ON-SITE BY CONTRACTOR
- VAULT INCLUDE 900ØX 150 CAST IRON FRAME AND COVER 150MM HIGH ADAPTER RING, RAMNECK GASKET, GALV. STEEL SUMP COVER PL. AND VAULT CONNECTION HARDWARE
- RISER BARRELS AVAILABLE AT EXTRA CHARGE
- DESIGNED FOR MAX. 1.5M COVER FROM TOP OF VAULT, FOR DEEPER BURIAL CONTACT LAFARGE
- CORING HOLE FOR INLET/OUTLET IN VAULTS TO BE DONE ON-SITE BY CONTRACTOR, MIN. EDGE DISTANCE FROM VAULT JOINT TO BE 200MM.
- ADEQUACY OF STRUCTURAL INTEGRITY FOR EACH INDIVIDUAL APPLICATION OF PRODUCT IS TO BE DETERMINED BY THE CONTRACTOR
- ENTRANCE DUCTS TO ACCEPT 102Ø (4") DB II CONDUIT

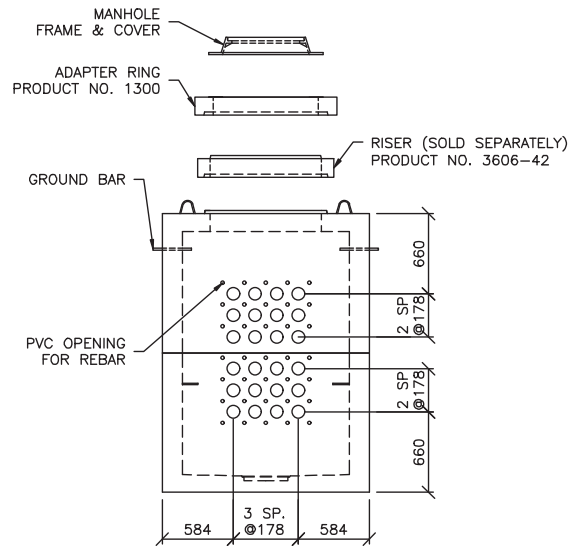




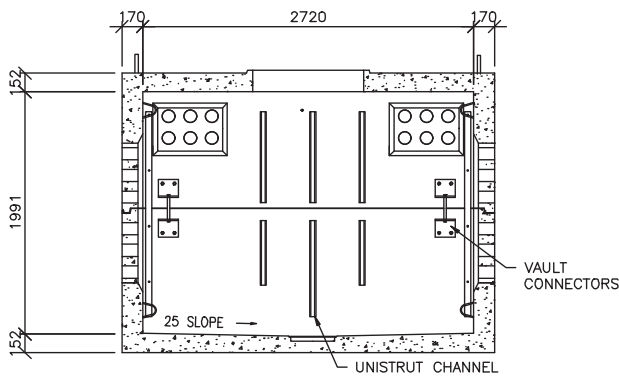
**PLAN VIEW**



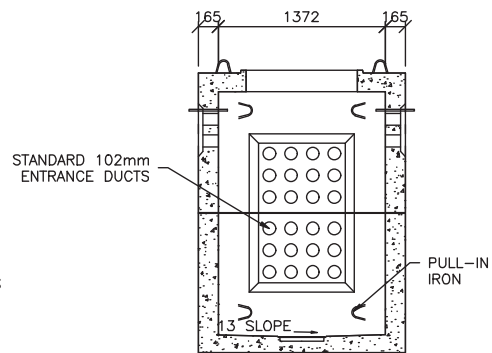
**SIDE VIEW**



**END VIEW**

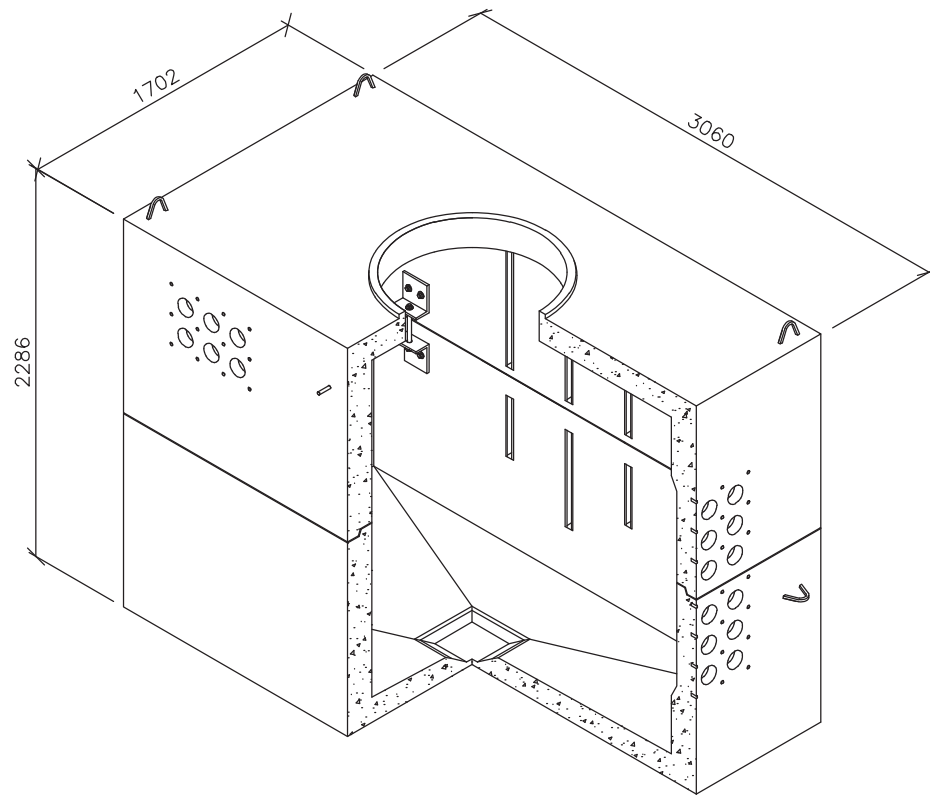


**SECTION-A**



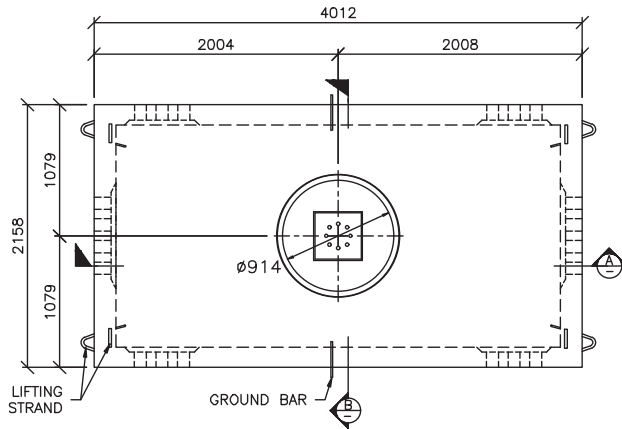
**SECTION-B**

CONCRETE:	MANUFACTURING REQUIREMENTS:	PRODUCT NOTES:
FINISH - SMOOTH COLOR - GREY 28 DAY - 30 MPa (TYPE HSb) MASS - 10,120kg. (22,264 lbs.)	CSA STANDARD: A23.4 (APPENDIX A&B) PCI STANDARD: MNL - 116/117 CPCI STANDARD: GROUP D - CATEGORY	EMBED IRON: COPPER WIRE, 16Ø GROUNDING IRON, 25Ø PULL-IN IRON, 20Ø TYPE 'LF' INSERTS, 12Ø "SLF" INSERTS. ERECTION IRON: GALV. L-ANGLE C/W STD. BOLT & WASHERS, 220Ø ALL THREAD X 305 LG. C/W STD. HEX NUT & WASHERS, 'S' BRACKET C/W 120 BOLTS X 45 LG. & STD. HEX NUT & WASHERS, CHECKERED SUMP PL.

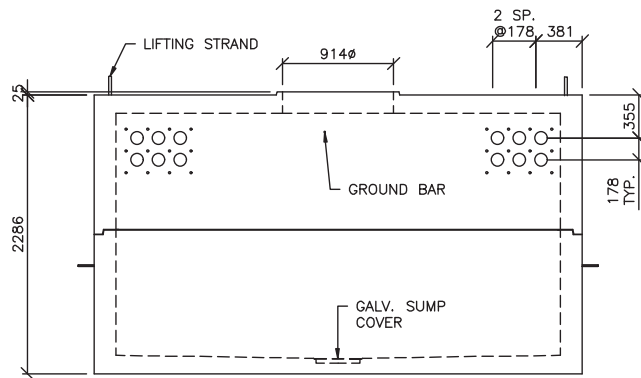
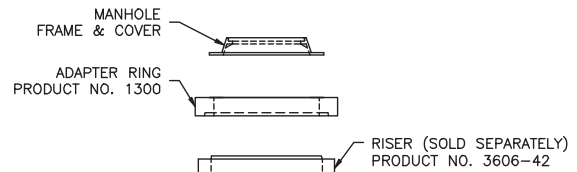


PRODUCT NOTES:

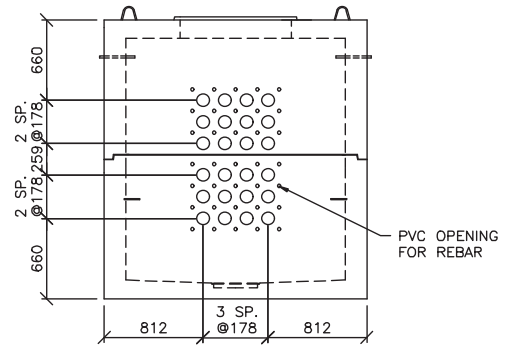
- VAULT SUPPLIED IN TWO HALVES, ASSEMBLED ON-SITE BY CONTRACTOR
- VAULT INCLUDE 900ØX 150 CAST IRON FRAME AND COVER 150MM HIGH ADAPTER RING, RAMNECK GASKET, GALV. STEEL SUMP COVER PL. AND VAULT CONNECTION HARDWARE
- RISER BARRELS AVAILABLE AT EXTRA CHARGE
- DESIGNED FOR MAX. 1.5M COVER FROM TOP OF VAULT, FOR DEEPER BURIAL CONTACT LAFARGE
- CORING HOLE FOR INLET/OUTLET IN VAULTS TO BE DONE ON-SITE BY CONTRACTOR, MIN. EDGE DISTANCE FROM VAULT JOINT TO BE 200MM.
- ADEQUACY OF STRUCTURAL INTEGRITY FOR EACH INDIVIDUAL APPLICATION OF PRODUCT IS TO BE DETERMINED BY THE CONTRACTOR
- ENTRANCE DUCTS TO ACCEPT 102Ø (4") DB II CONDUIT



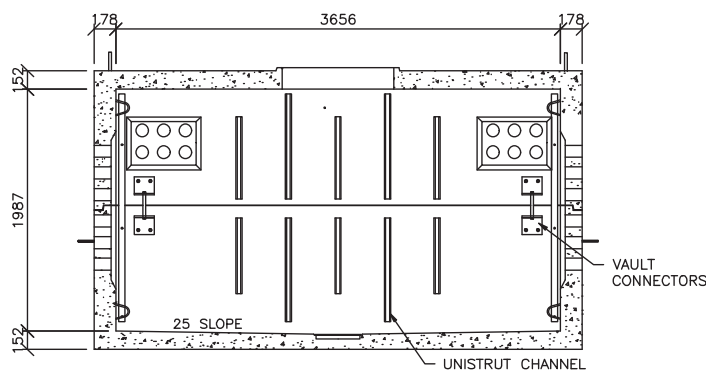
**PLAN VIEW**



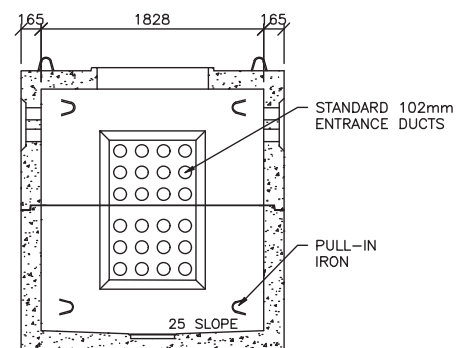
**SIDE VIEW**



**END VIEW**

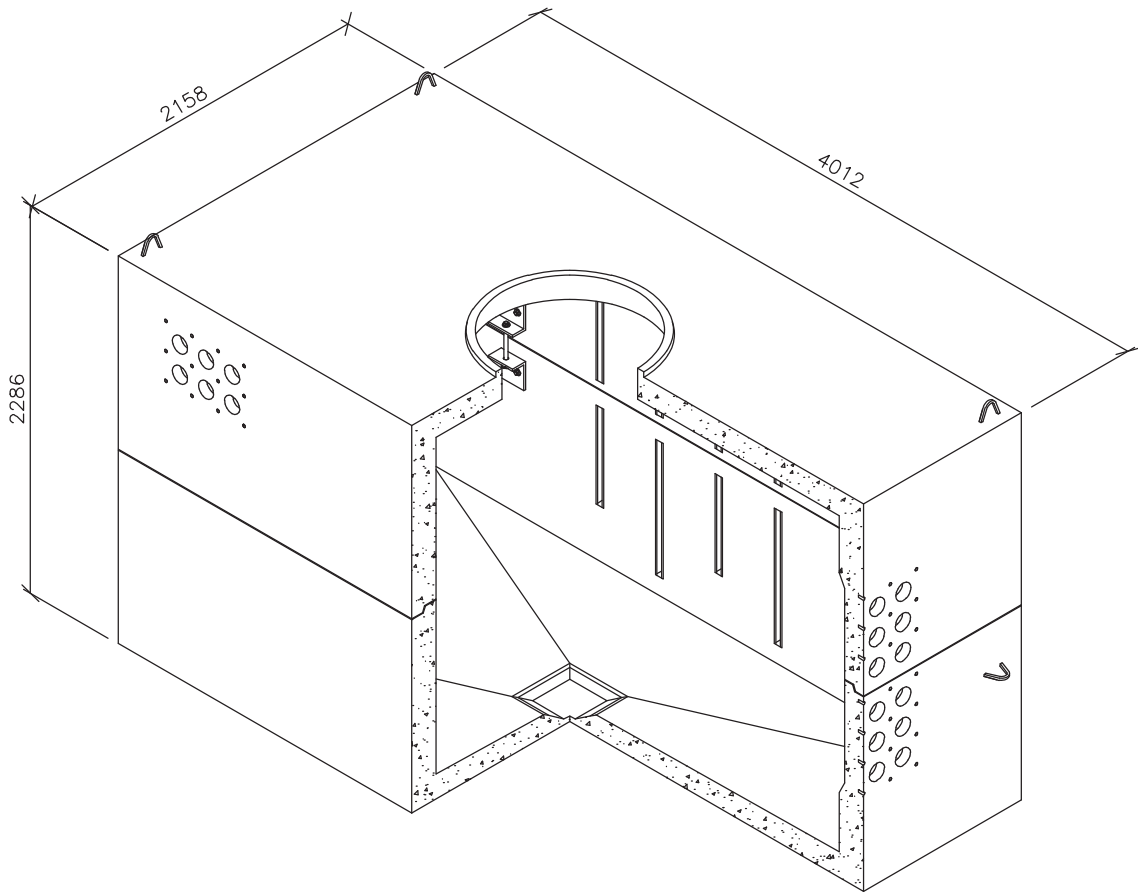


**SECTION-A**



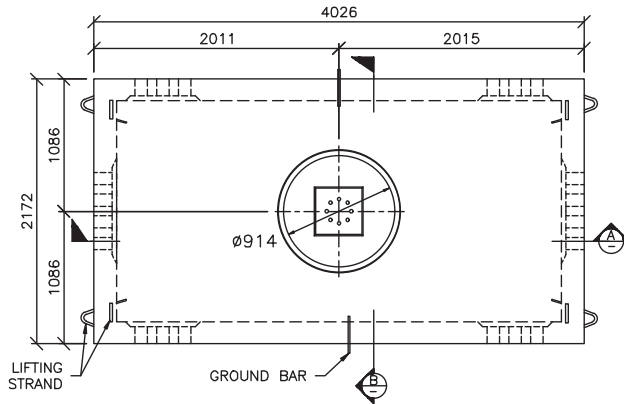
**SECTION-B**

CONCRETE:	MANUFACTURING REQUIREMENTS:	PRODUCT NOTES:
FINISH - SMOOTH COLOR - GREY 28 DAY - 30 MPa (TYPE HSb) MASS - 16,000kg. (35,200 lbs.)	CSA STANDARD: A23.4 (APPENDIX A&B) PCI STANDARD: MNL - 116/117 CPCI STANDARD: GROUP D - CATEGORY	EMBED IRON: COPPER WIRE, 16Ø GROUNDING IRON, 25Ø PULL-IN IRON, 20Ø TYPE 'LF' INSERTS, 12Ø "SLF" INSERTS. ERECTION IRON: GALV. L-ANGLE C/W STD. BOLT & WASHERS, 220Ø ALL THREAD X 305 LG. C/W STD. HEX NUT & WASHERS, 'S' BRACKET C/W 120 BOLTS X 45 LG. & STD. HEX NUT & WASHERS, CHECKERED SUMP PL.

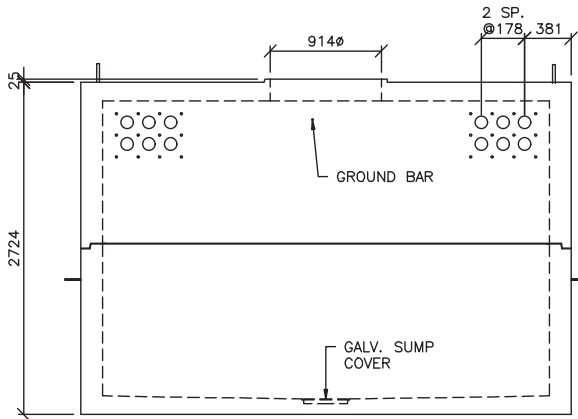
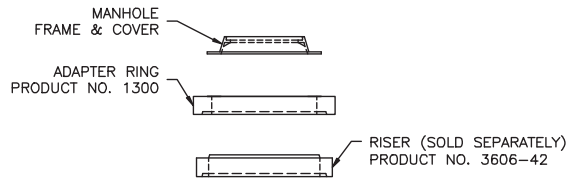


PRODUCT NOTES:

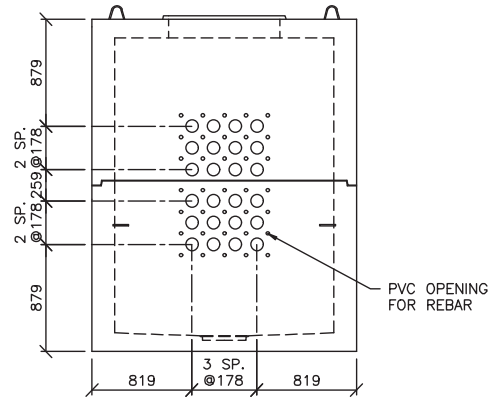
- VAULT SUPPLIED IN TWO HALVES, ASSEMBLED ON-SITE BY CONTRACTOR
- VAULT INCLUDE 900ØX 150 CAST IRON FRAME AND COVER 150MM HIGH ADAPTER RING, RAMNECK GASKET, GALV. STEEL SUMP COVER PL. AND VAULT CONNECTION HARDWARE
- RISER BARRELS AVAILABLE AT EXTRA CHARGE
- DESIGNED FOR MAX. 1.5M COVER FROM TOP OF VAULT, FOR DEEPER BURIAL CONTACT LAFARGE
- CORING HOLE FOR INLET/OUTLET IN VAULTS TO BE DONE ON-SITE BY CONTRACTOR, MIN. EDGE DISTANCE FROM VAULT JOINT TO BE 200MM.
- ADEQUACY OF STRUCTURAL INTEGRITY FOR EACH INDIVIDUAL APPLICATION OF PRODUCT IS TO BE DETERMINED BY THE CONTRACTOR
- ENTRANCE DUCTS TO ACCEPT 102Ø (4") DB II CONDUIT



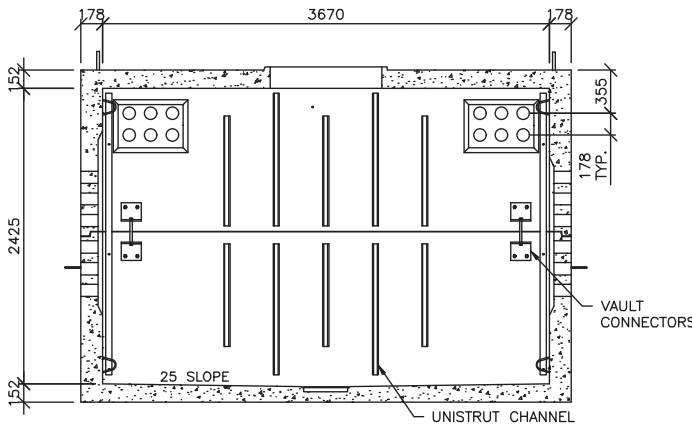
**PLAN VIEW**



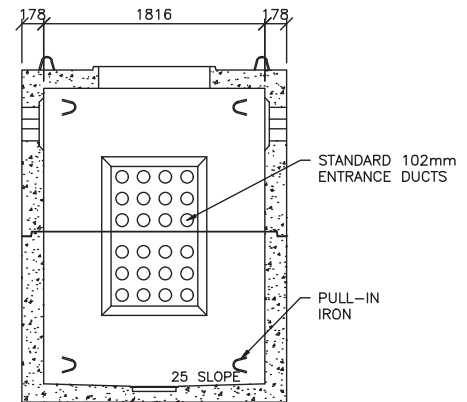
**SIDE VIEW**



**END VIEW**



**SECTION-A**



**SECTION-B**

**CONCRETE:**

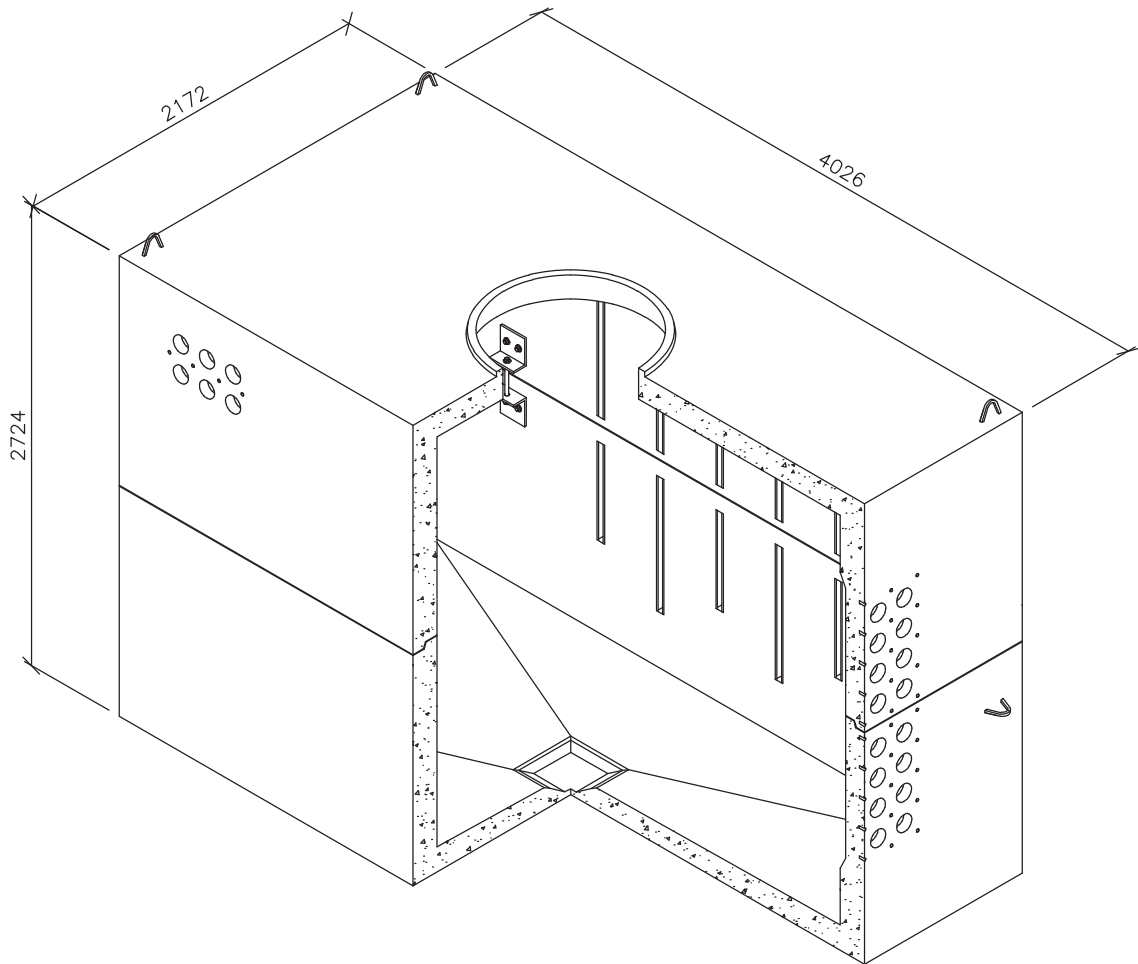
FINISH - SMOOTH  
 COLOR - GREY  
 28 DAY - 30 MPa (TYPE HSb)  
 MASS - 17,320kg. (38,200 lbs.)

**MANUFACTURING REQUIREMENTS:**

CSA STANDARD: A23.4 (APPENDIX A&B)  
 PCI STANDARD: MNL - 116/117  
 CPCI STANDARD: GROUP D - CATEGORY

**PRODUCT NOTES:**

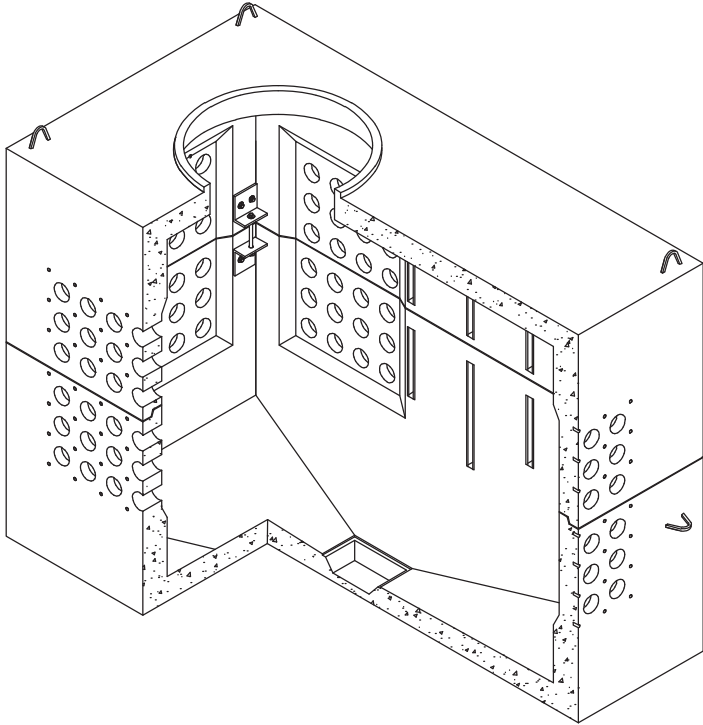
EMBED IRON: COPPER WIRE, 16Ø GROUNDING IRON, 25Ø PULL-IN IRON, 20Ø TYPE 'LF' INSERTS, 12Ø "SLF" INSERTS. ERECTION IRON: GALV. L-ANGLE C/W STD. BOLT & WASHERS, 220Ø ALL THREAD X 305 LG. C/W STD. HEX NUT & WASHERS, 'S' BRACKET C/W 120 BOLTS X 45 LG. & STD. HEX NUT & WASHERS, CHECKERED SUMP PL.



PRODUCT NOTES:

- VAULT SUPPLIED IN TWO HALVES, ASSEMBLED ON-SITE BY CONTRACTOR
- VAULT INCLUDE 900ØX 150 CAST IRON FRAME AND COVER 150MM HIGH ADAPTER RING, RAMNECK GASKET, GALV. STEEL SUMP COVER PL. AND VAULT CONNECTION HARDWARE
- RISER BARRELS AVAILABLE AT EXTRA CHARGE
- DESIGNED FOR MAX. 1.5M COVER FROM TOP OF VAULT, FOR DEEPER BURIAL CONTACT LAFARGE
- CORING HOLE FOR INLET/OUTLET IN VAULTS TO BE DONE ON-SITE BY CONTRACTOR, MIN. EDGE DISTANCE FROM VAULT JOINT TO BE 200MM.
- ADEQUACY OF STRUCTURAL INTEGRITY FOR EACH INDIVIDUAL APPLICATION OF PRODUCT IS TO BE DETERMINED BY THE CONTRACTOR
- ENTRANCE DUCTS TO ACCEPT 102Ø (4") DB II CONDUIT

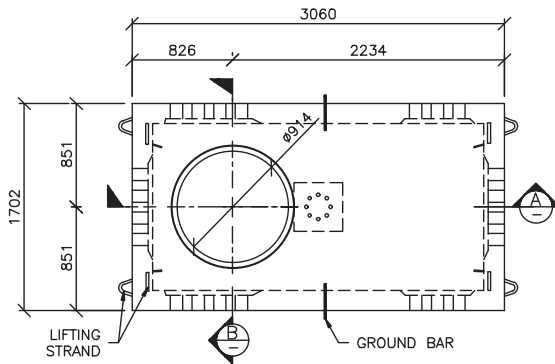
SAP	PRODUCT CODE	NOMINAL INSIDE DIMENSION (Width x Length x Height)	WEIGHT (kg.)
VT1220	1220	1.4 x 2.7 x 2.0	10,120
VT1230	1230	1.8 x 3.7 x 2.0	16,000
VT1240	1240	1.8 x 3.7 x 2.4	17,320



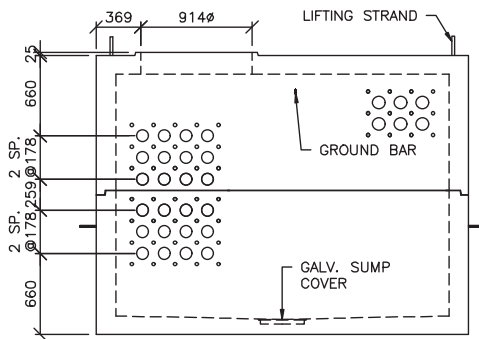
PRODUCT NOTES:

- VAULT SUPPLIED IN TWO HALVES, ASSEMBLED ON-SITE BY CONTRACTOR
- VAULT INCLUDE 900ØX 150 CAST IRON FRAME AND COVER 150MM HIGH ADAPTER RING, RAMNECK GASKET, GALV. STEEL SUMP COVER PL. AND VAULT CONNECTION HARDWARE
- RISER BARRELS AVAILABLE AT EXTRA CHARGE
- DESIGNED FOR MAX. 1.5M COVER FROM TOP OF VAULT, FOR DEEPER BURIAL CONTACT LAFARGE
- CORING HOLE FOR INLET/OUTLET IN VAULTS TO BE DONE ON-SITE BY CONTRACTOR, MIN. EDGE DISTANCE FROM VAULT JOINT TO BE 200MM.
- ADEQUACY OF STRUCTURAL INTEGRITY FOR EACH INDIVIDUAL APPLICATION OF PRODUCT IS TO BE DETERMINED BY THE CONTRACTOR
- ENTRANCE DUCTS TO ACCEPT 102Ø (4") DB II CONDUIT

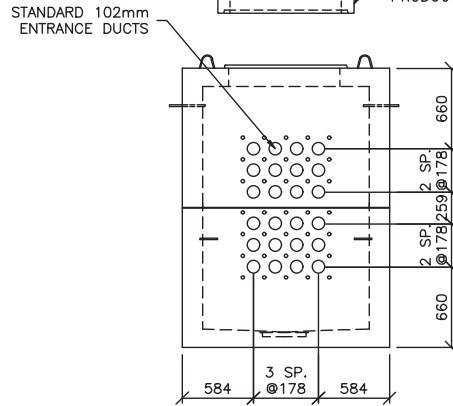
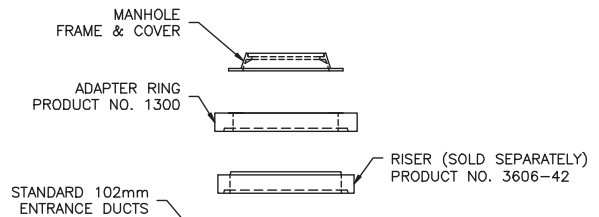
PULL BOX AND VAULT PRODUCTS



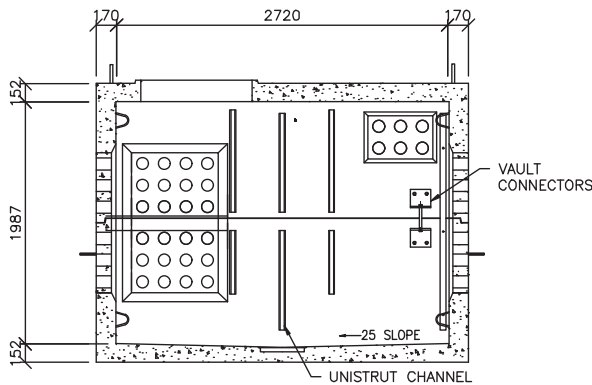
**PLAN VIEW**



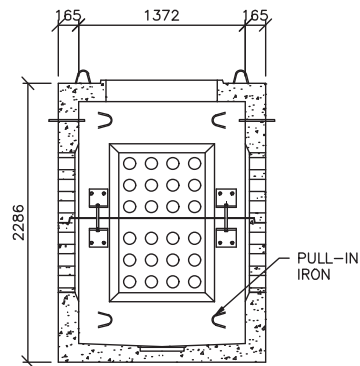
**SIDE VIEW**



**END VIEW**



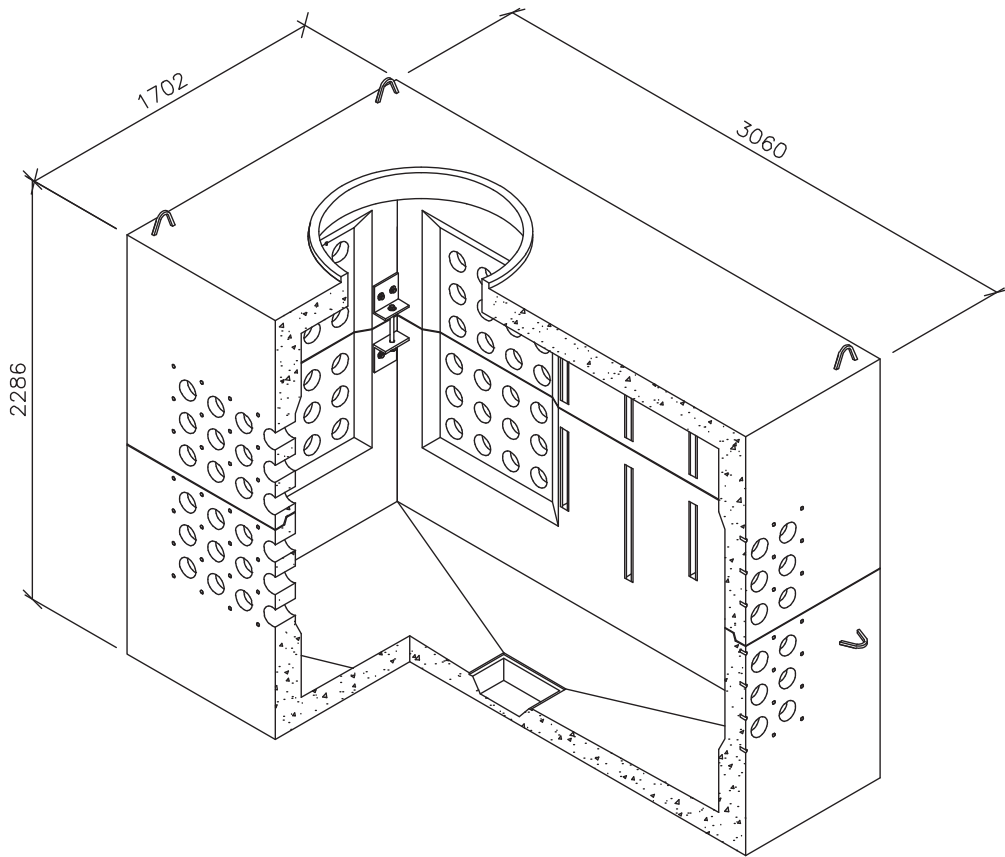
**SECTION-A**



**SECTION-B**

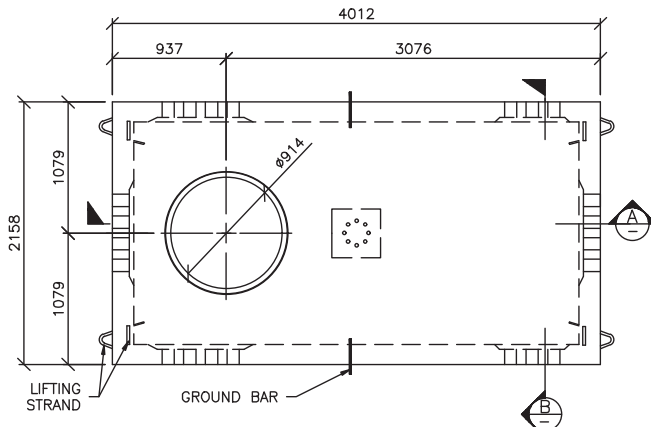
CONCRETE:	MANUFACTURING REQUIREMENTS:	PRODUCT NOTES:
FINISH - SMOOTH COLOR - GREY 28 DAY - 30 MPa (TYPE HSb) MASS - 10,120kg. (22,264 lbs.)	CSA STANDARD: A23.4 (APPENDIX A&B) PCI STANDARD: MNL - 116/117 CPCI STANDARD: GROUP D - CATEGORY	EMBED IRON: COPPER WIRE, 20Ø TYPE 'LF' INSERTS ERECTION IRON: GALV. L-ANGLE C/W STD. BOLT & WASHERS, 220Ø ALL THREAD X 305 LG. C/W STD. HEX NUT & WASHERS, CHECKERED SUMP PL.



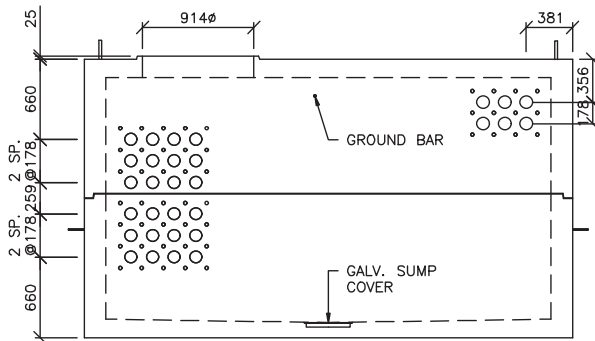
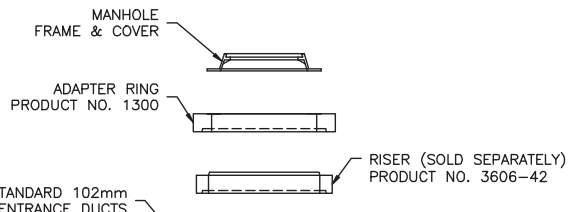


PRODUCT NOTES:

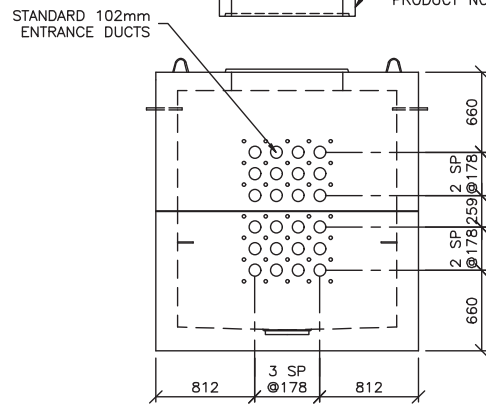
- VAULT SUPPLIED IN TWO HALVES, ASSEMBLED ON-SITE BY CONTRACTOR
- VAULT INCLUDE 900ØX 150 CAST IRON FRAME AND COVER 150MM HIGH ADAPTER RING, RAMNECK GASKET, GALV. STEEL SUMP COVER PL. AND VAULT CONNECTION HARDWARE
- RISER BARRELS AVAILABLE AT EXTRA CHARGE
- DESIGNED FOR MAX. 1.5M COVER FROM TOP OF VAULT, FOR DEEPER BURIAL CONTACT LAFARGE
- CORING HOLE FOR INLET/OUTLET IN VAULTS TO BE DONE ON-SITE BY CONTRACTOR, MIN. EDGE DISTANCE FROM VAULT JOINT TO BE 200MM.
- ADEQUACY OF STRUCTURAL INTEGRITY FOR EACH INDIVIDUAL APPLICATION OF PRODUCT IS TO BE DETERMINED BY THE CONTRACTOR
- ENTRANCE DUCTS TO ACCEPT 102Ø (4") DB II CONDUIT



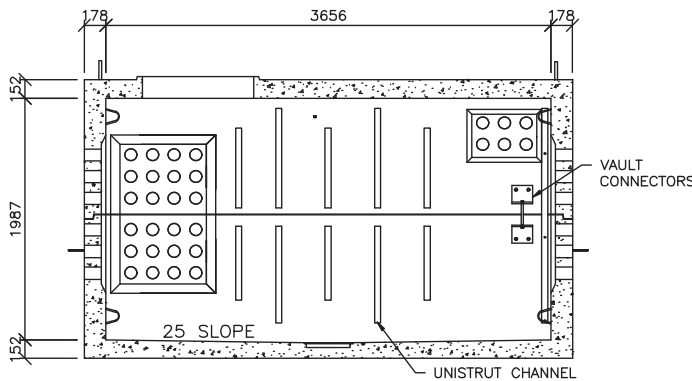
**PLAN VIEW**



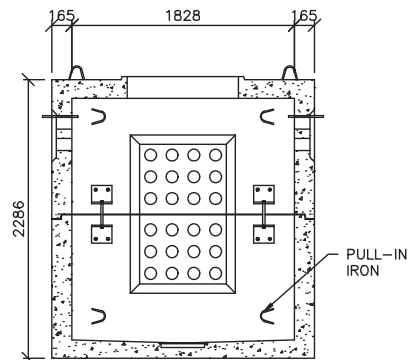
**SIDE VIEW**



**END VIEW**

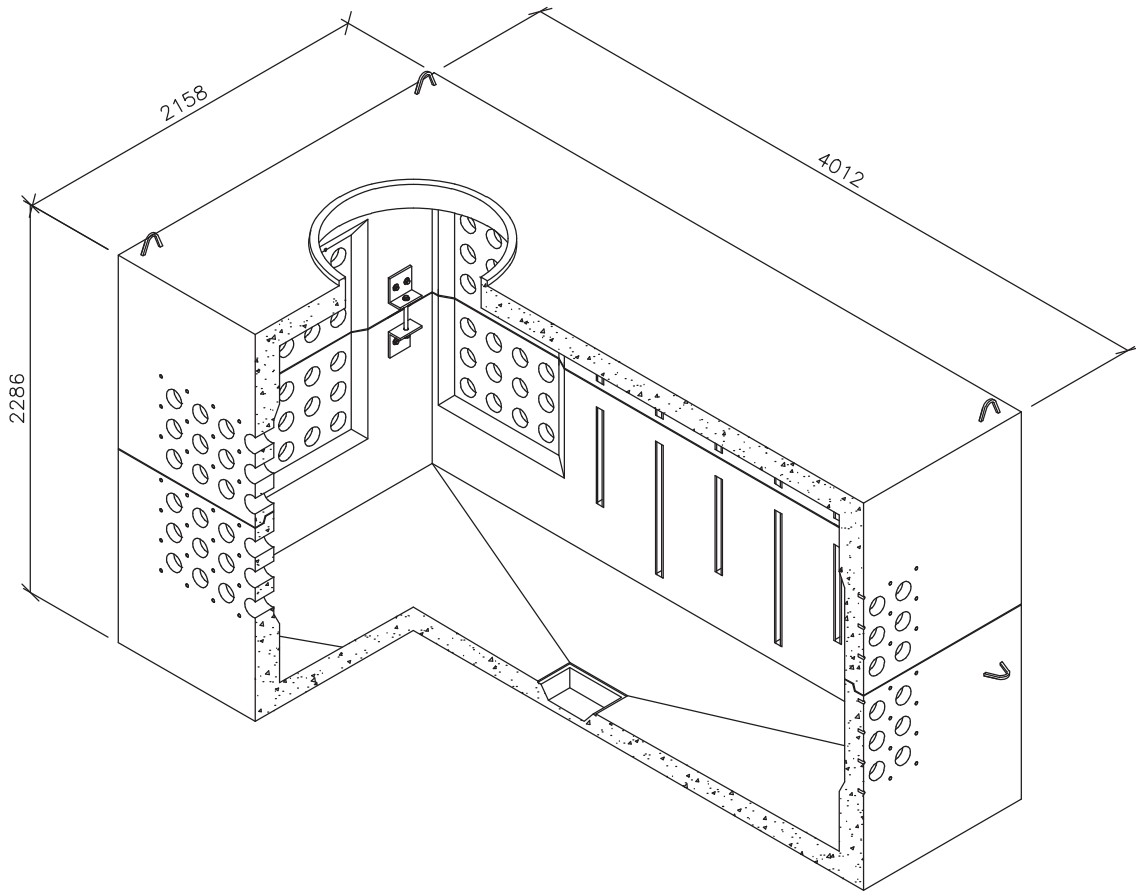


**SECTION-A**



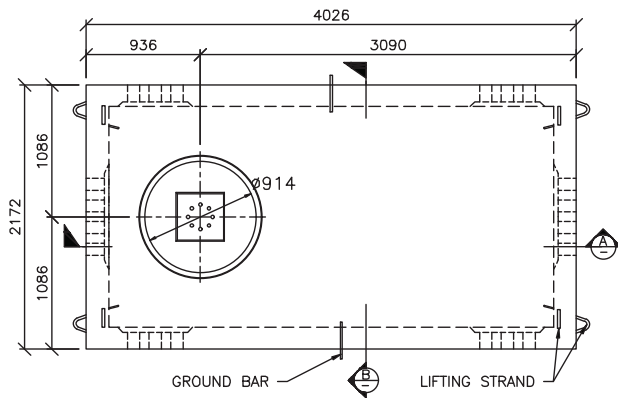
**SECTION-B**

CONCRETE:	MANUFACTURING REQUIREMENTS:	PRODUCT NOTES:
FINISH - SMOOTH COLOR - GREY 28 DAY - 30 MPa (TYPE HSb) MASS - 16,000kg. (35,200 lbs.)	CSA STANDARD: A23.4 (APPENDIX A&B) PCI STANDARD: MNL - 116/117 CPCI STANDARD: GROUP D - CATEGORY	EMBED IRON: COPPER WIRE, 20Ø TYPE 'LF' INSERTS ERECTION IRON: GALV. L-ANGLE C/W STD. BOLT & WASHERS, 220Ø ALL THREAD X 305 LG. C/W STD. HEX NUT & WASHERS, CHECKERED SUMP PL.

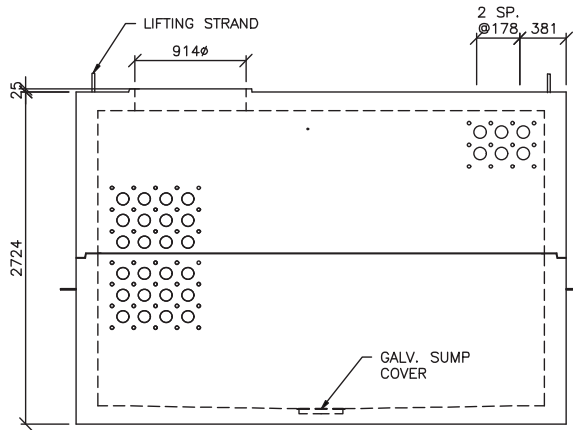
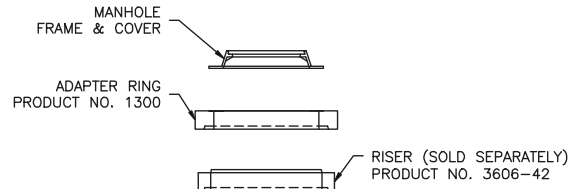


PRODUCT NOTES:

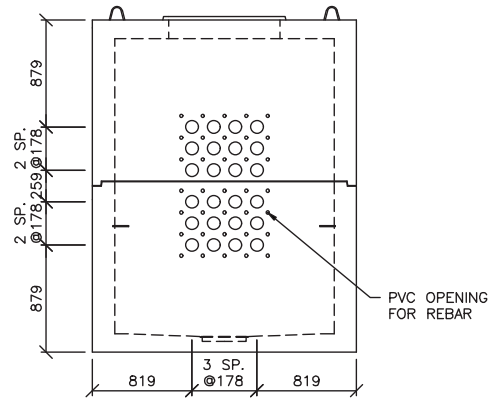
- VAULT SUPPLIED IN TWO HALVES, ASSEMBLED ON-SITE BY CONTRACTOR
- VAULT INCLUDE 900ØX 150 CAST IRON FRAME AND COVER 150MM HIGH ADAPTER RING, RAMNECK GASKET, GALV. STEEL SUMP COVER PL. AND VAULT CONNECTION HARDWARE
- RISER BARRELS AVAILABLE AT EXTRA CHARGE
- DESIGNED FOR MAX. 1.5M COVER FROM TOP OF VAULT, FOR DEEPER BURIAL CONTACT LAFARGE
- CORING HOLE FOR INLET/OUTLET IN VAULTS TO BE DONE ON-SITE BY CONTRACTOR, MIN. EDGE DISTANCE FROM VAULT JOINT TO BE 200MM.
- ADEQUACY OF STRUCTURAL INTEGRITY FOR EACH INDIVIDUAL APPLICATION OF PRODUCT IS TO BE DETERMINED BY THE CONTRACTOR
- ENTRANCE DUCTS TO ACCEPT 102Ø (4") DB II CONDUIT



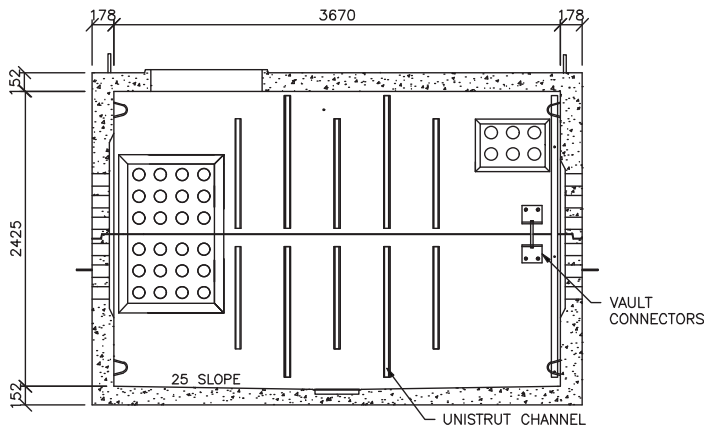
**PLAN VIEW**



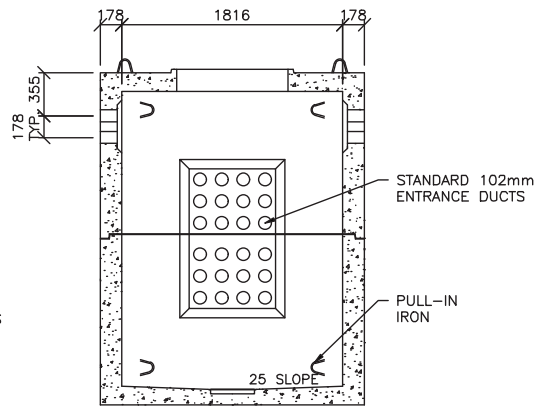
**SIDE VIEW**



**END VIEW**

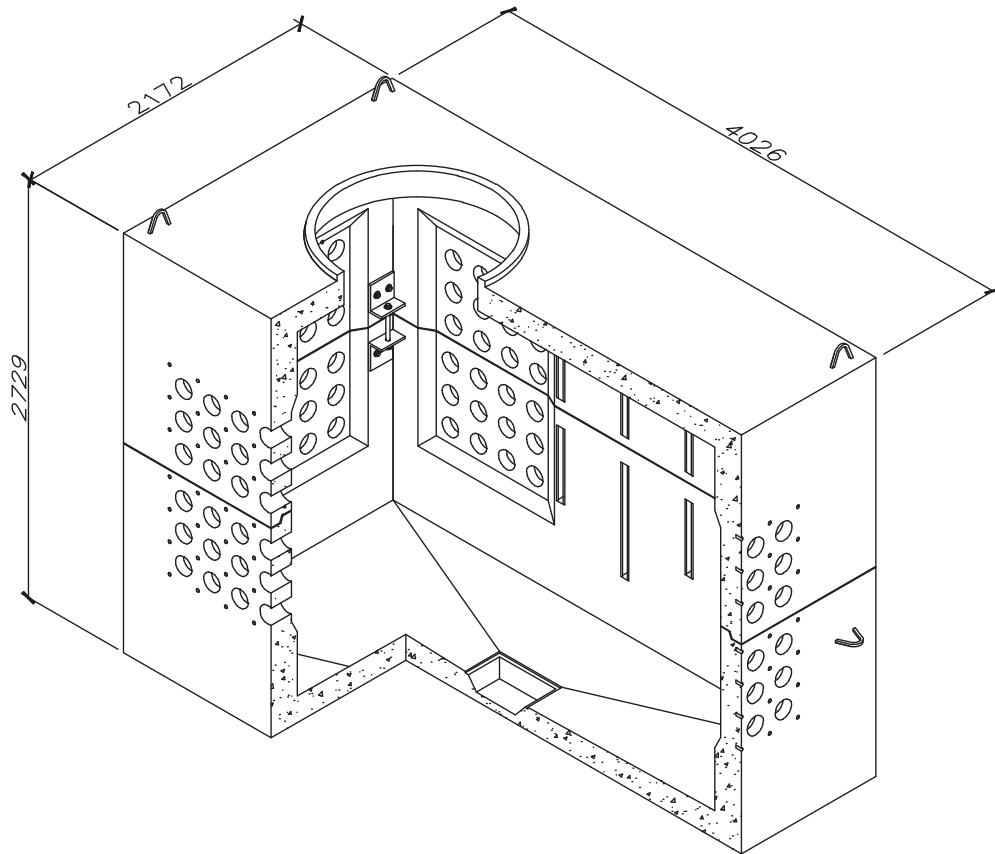


**SECTION-A**



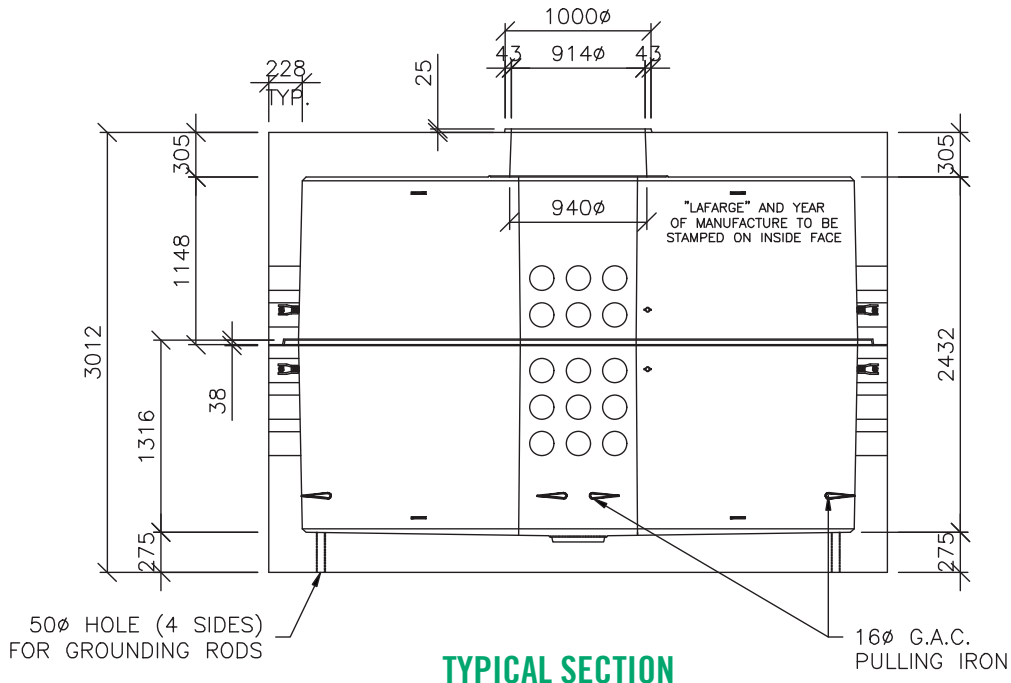
**SECTION-B**

CONCRETE:	MANUFACTURING REQUIREMENTS:	PRODUCT NOTES:
FINISH - SMOOTH COLOR - GREY 28 DAY - 30 MPa (TYPE HSb) MASS - 17,320kg. (38,200 lbs.)	CSA STANDARD: A23.4 (APPENDIX A&B) PCI STANDARD: MNL - 116/117 CPCI STANDARD: GROUP D - CATEGORY	EMBED IRON: COPPER WIRE, 16Ø GROUNDING IRON, 25Ø PULL-IN IRON, 20Ø TYPE 'LF' INSERTS, 12Ø "SLF" INSERTS. ERECTION IRON: GALV. L-ANGLE C/W STD. BOLT & WASHERS, 220Ø ALL THREAD X 305 LG. C/W STD. HEX NUT & WASHERS, 'S' BRACKET C/W 120 BOLTS X 45 LG. & STD. HEX NUT & WASHERS, CHECKERED SUMP PL.

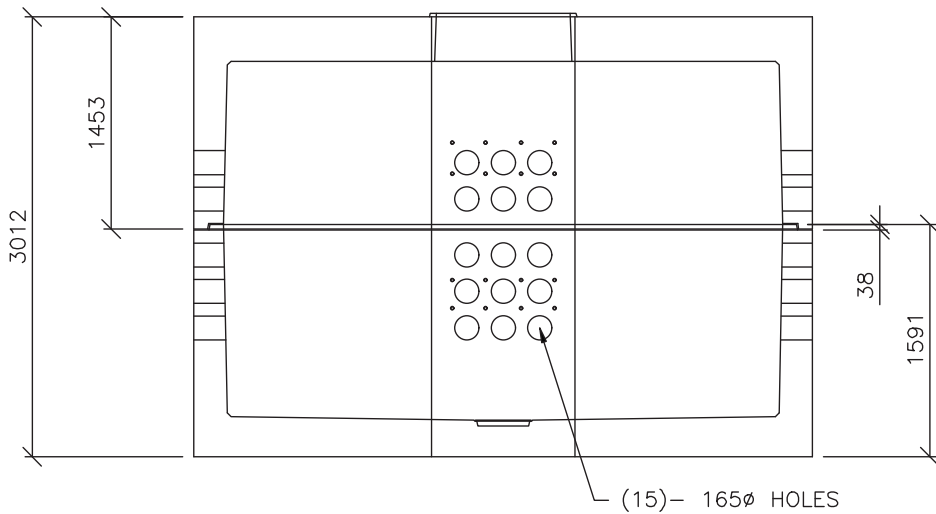


PRODUCT NOTES:

- VAULT SUPPLIED IN TWO HALVES, ASSEMBLED ON-SITE BY CONTRACTOR
- VAULT INCLUDE 900ØX 150 CAST IRON FRAME AND COVER 150MM HIGH ADAPTER RING, RAMNECK GASKET, GALV. STEEL SUMP COVER PL. AND VAULT CONNECTION HARDWARE
- RISER BARRELS AVAILABLE AT EXTRA CHARGE
- DESIGNED FOR MAX. 1.5M COVER FROM TOP OF VAULT, FOR DEEPER BURIAL CONTACT LAFARGE
- CORING HOLE FOR INLET/OUTLET IN VAULTS TO BE DONE ON-SITE BY CONTRACTOR, MIN. EDGE DISTANCE FROM VAULT JOINT TO BE 200MM.
- ADEQUACY OF STRUCTURAL INTEGRITY FOR EACH INDIVIDUAL APPLICATION OF PRODUCT IS TO BE DETERMINED BY THE CONTRACTOR
- ENTRANCE DUCTS TO ACCEPT 102Ø (4") DB II CONDUIT

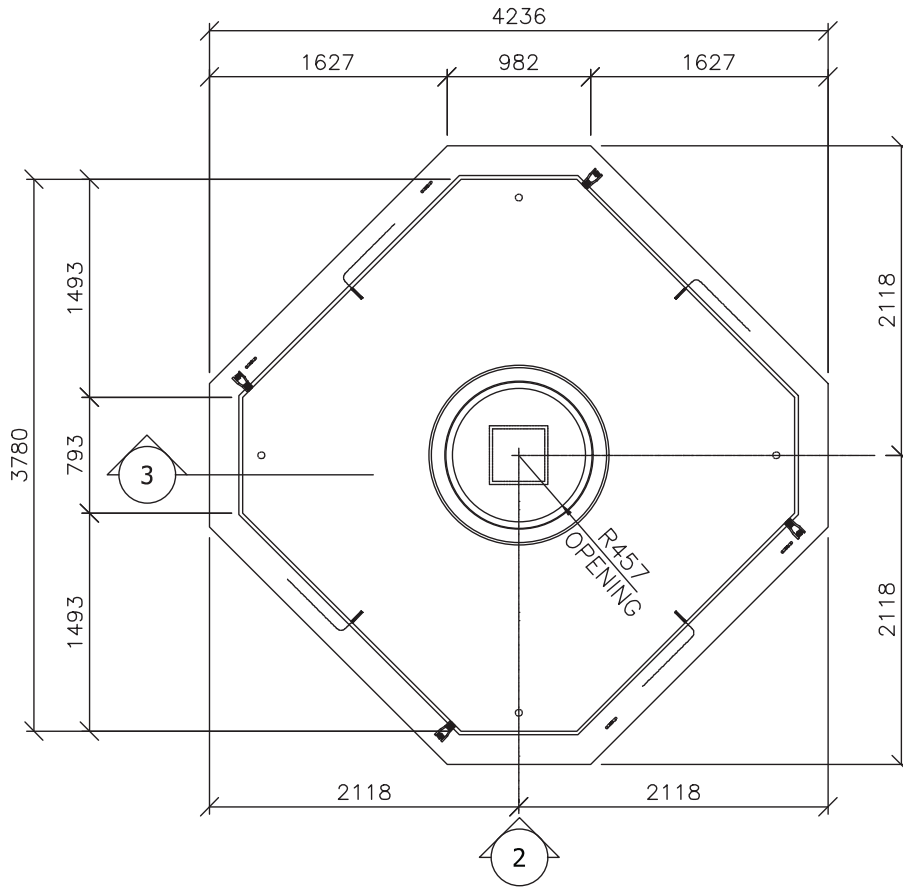


**TYPICAL SECTION**



**TYPICAL ELEVATION**

CONCRETE:		MANUFACTURING REQUIREMENTS:	PRODUCT NOTES:
FINISH - SMOOTH COLOR - GREY 28 DAY - 30 MPa (TYPE HSb) MASS - 31,900kg. (71,300 lbs.)		CSA STANDARD: A23.4 (APPENDIX A&B) PCI STANDARD: MNL - 116/117 CPCI STANDARD: GROUP D - CATEGORY	EMBED IRON: COPPER WIRE, 25 $\phi$ (1") EC-2F INSERTS. ERECTION IRON: 380 X380 X 6 CHECKERED PLATE C/W (8)-20 $\phi$ HOLES, RAMNECK C100 X 8 X 490 LG.

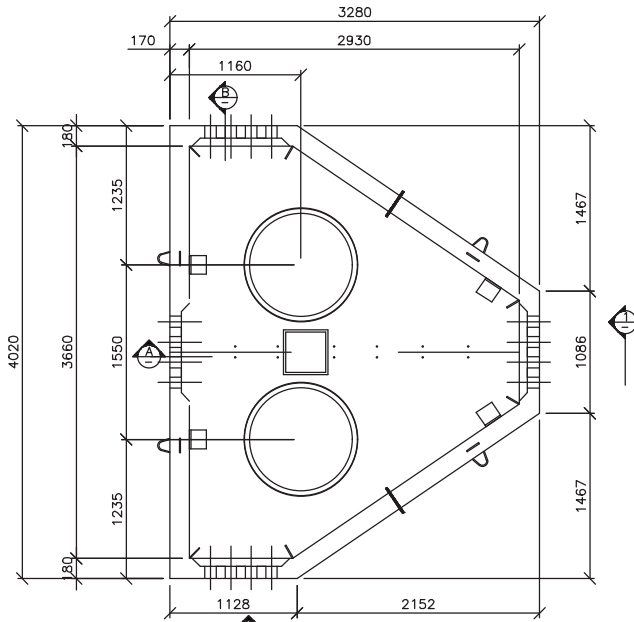


**PLAN VIEW**

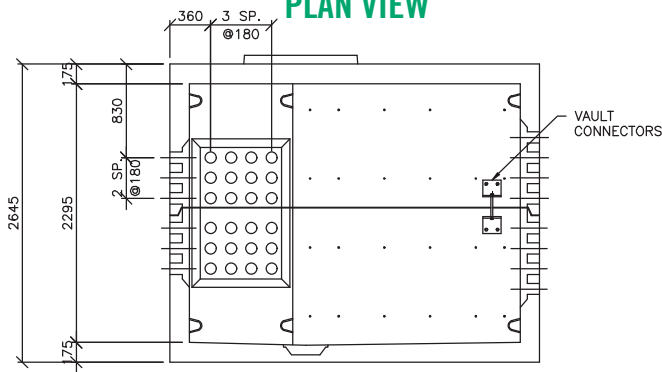


**ISOMETRIC**

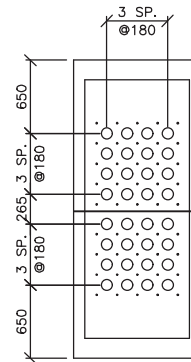
PULL BOX AND VAULT PRODUCTS



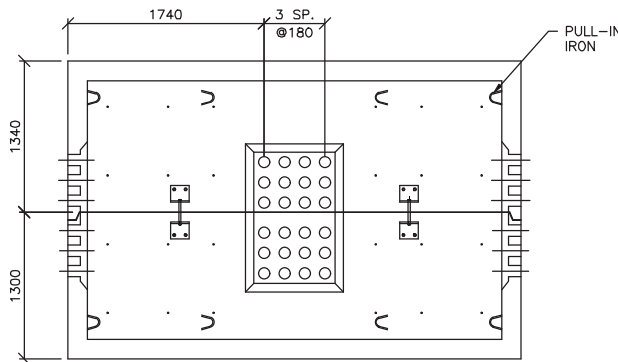
**PLAN VIEW**



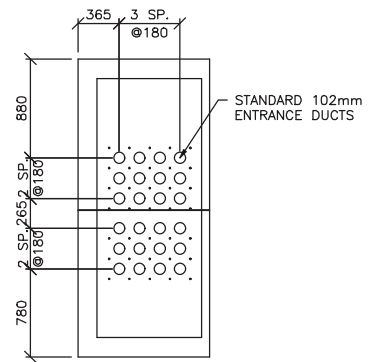
**SECTION-A**



**PARTIAL ELEVATION 1**



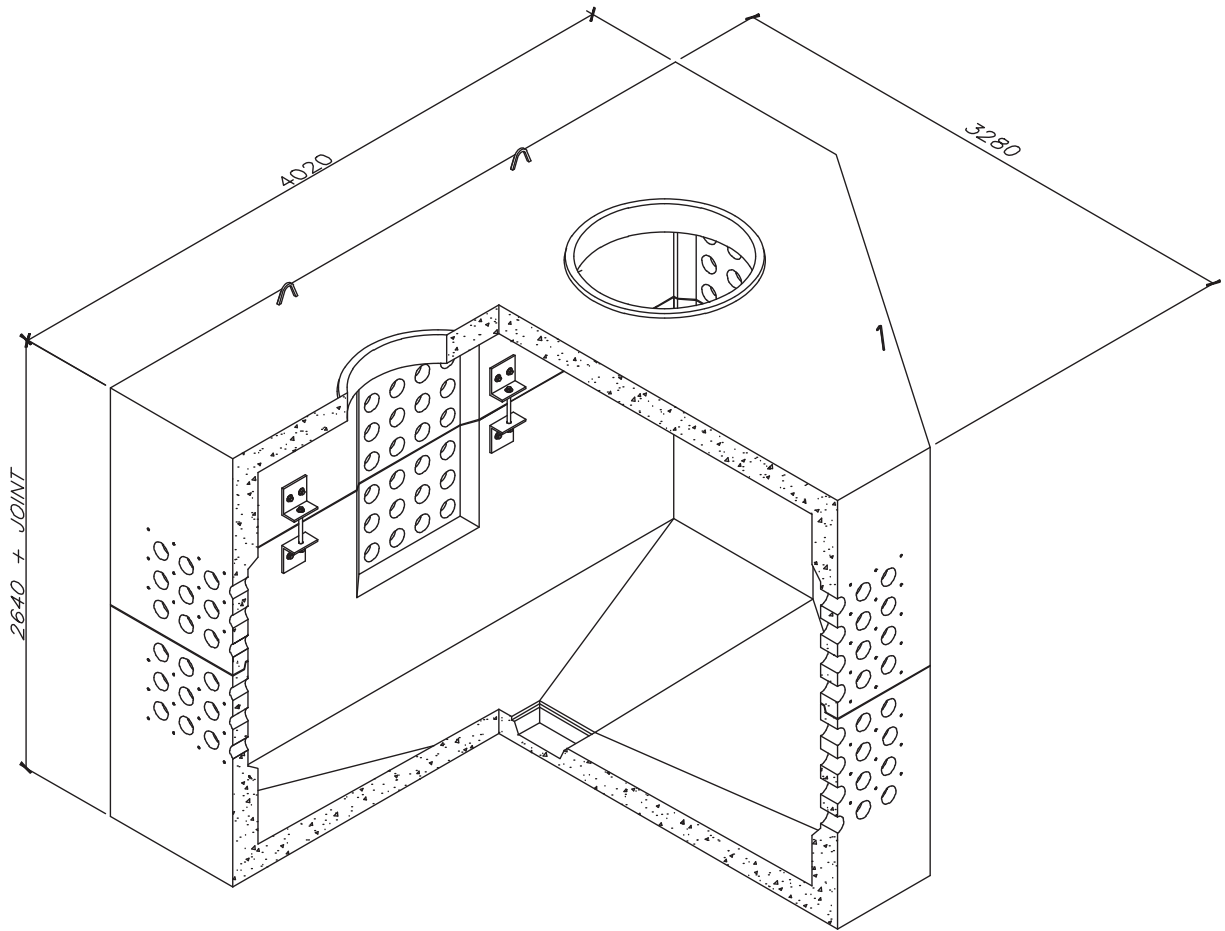
**SECTION-B**



**PARTIAL ELEVATION 2**

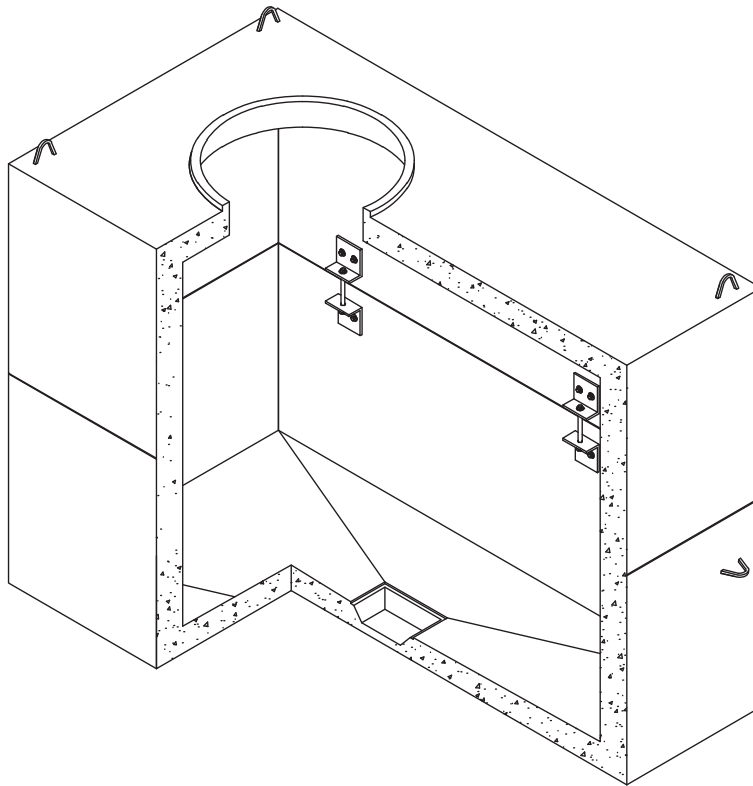
CONCRETE:		MANUFACTURING REQUIREMENTS:	PRODUCT NOTES: EMBED IRON: VAULT CONNECTION HARDWARE, BELL ENDS TO ACCEPT 4" DB-2 CONDUIT, COPPER WIRE, 19Ø (43") LF INSERTS. ERECTION IRON: VAULT CONNECTION HARDWARE
FINISH - SMOOTH COLOR - GREY 28 DAY - 30 MPa (TYPE HSb) MASS - 17,621kg. (38,766 lbs.)		CSA STANDARD: A23.4 (APPENDIX A&B) PCI STANDARD: MNL - 116/117 CPCI STANDARD: GROUP D - CATEGORY	





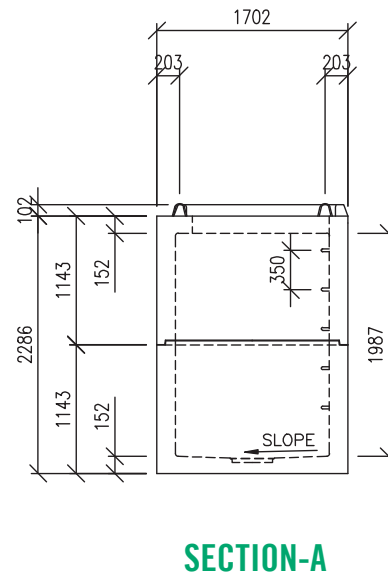
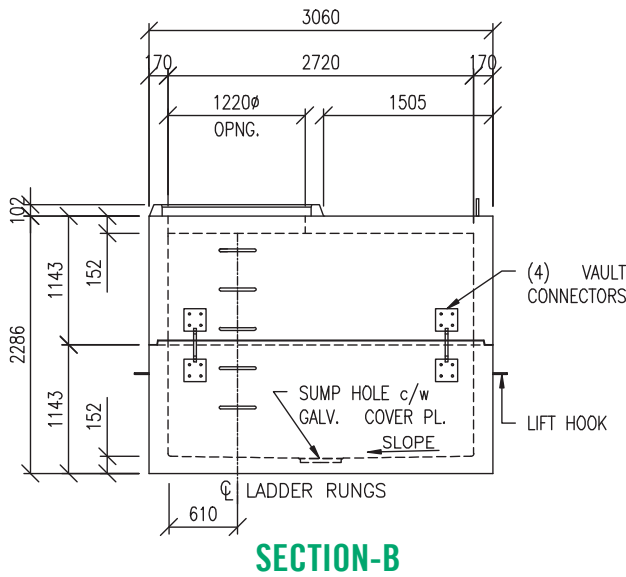
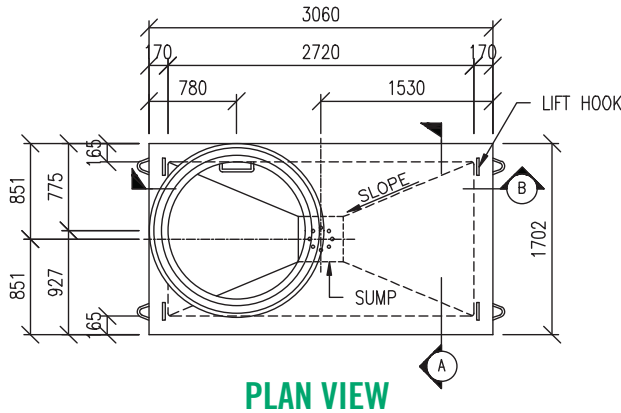
**ISOMETRIC**

SAP	PRODUCT CODE	NOMINAL INSIDE DIMENSION (Width x Length x Height)	WEIGHT (kg.)
VWC1520	1520	1.4 x 2.7 x 2.0	10,120
VWC1530	1530	1.8 x 3.7 x 2.0	16,000
VWC1540	1540	1.8 x 3.7 x 2.4	17,320

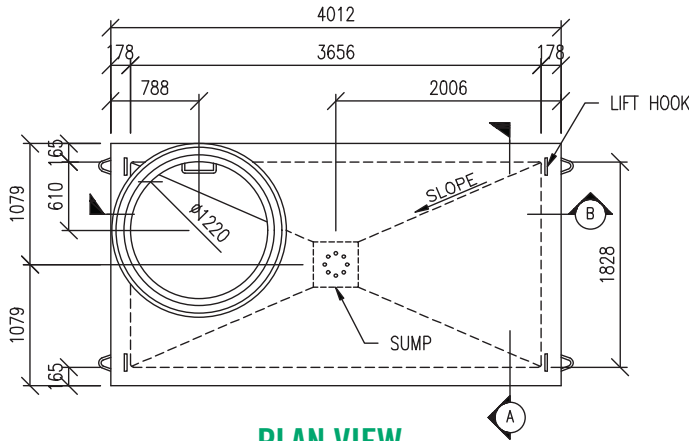


PRODUCT NOTES:

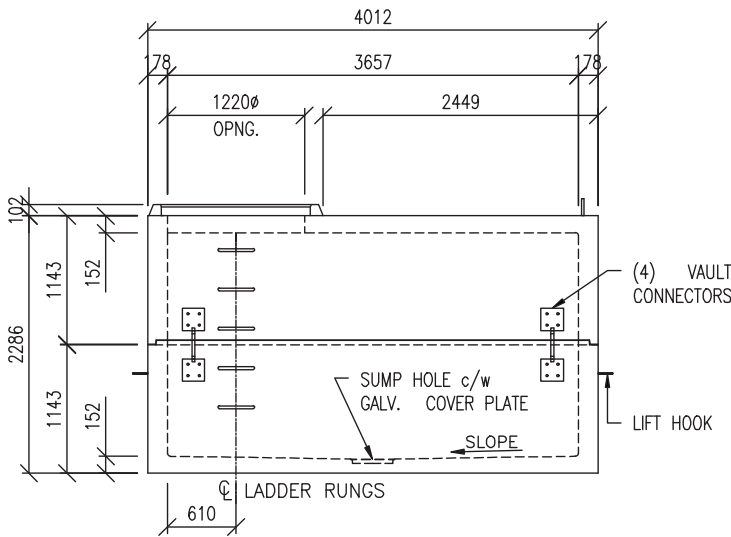
- VAULT SUPPLIED IN TWO HALVES, ASSEMBLED ON-SITE BY CONTRACTOR
- VAULT INCLUDE 900ØX 150 CAST IRON FRAME AND COVER 150MM HIGH ADAPTER RING, RAMNECK GASKET, GALV. STEEL SUMP COVER PL. AND VAULT CONNECTION HARDWARE
- RISER BARRELS AVAILABLE AT EXTRA CHARGE
- DESIGNED FOR MAX. 1.5M COVER FROM TOP OF VAULT, FOR DEEPER BURIAL CONTACT LAFARGE
- CORING HOLE FOR INLET/OUTLET IN VAULTS TO BE DONE ON-SITE BY CONTRACTOR, MIN. EDGE DISTANCE FROM VAULT JOINT TO BE 200MM.
- ADEQUACY OF STRUCTURAL INTEGRITY FOR EACH INDIVIDUAL APPLICATION OF PRODUCT IS TO BE DETERMINED BY THE CONTRACTOR
- ENTRANCE DUCTS TO ACCEPT 102Ø (4") DB II CONDUIT



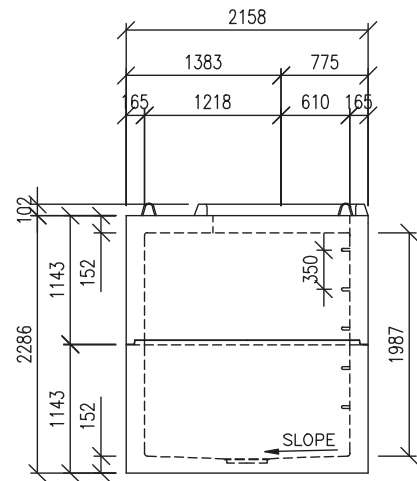
CONCRETE:	MANUFACTURING REQUIREMENTS:	PRODUCT NOTES:
FINISH - SMOOTH COLOR - GREY 28 DAY - 30 MPa (TYPE HSb) MASS - 10,120kg. (22,264 lbs.)	CSA STANDARD: A23.4 (APPENDIX A&B) PCI STANDARD: MNL - 116/117 CPCI STANDARD: GROUP D - CATEGORY	EMBED IRON: VAULT CONNECTION HARDWARE, 25Ø (1") X 100(4") DEEP CLIMBING STEPS. ERECTION IRON: 900Ø X 150 CAST IRON FRAME AND COVER, 200 HIGH SLAB TOP, 150 HIGH ADAPTOR, RAMNECK GASKET, GALV. STEEL SUMP COVER PLATE



**PLAN VIEW**

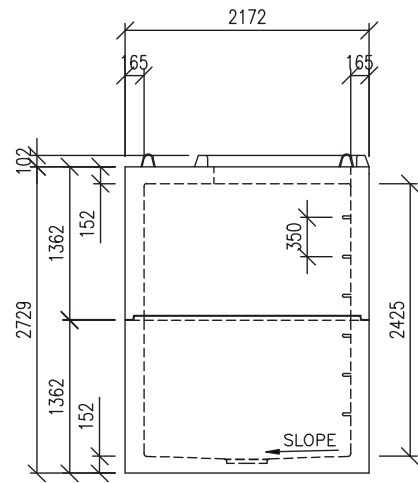
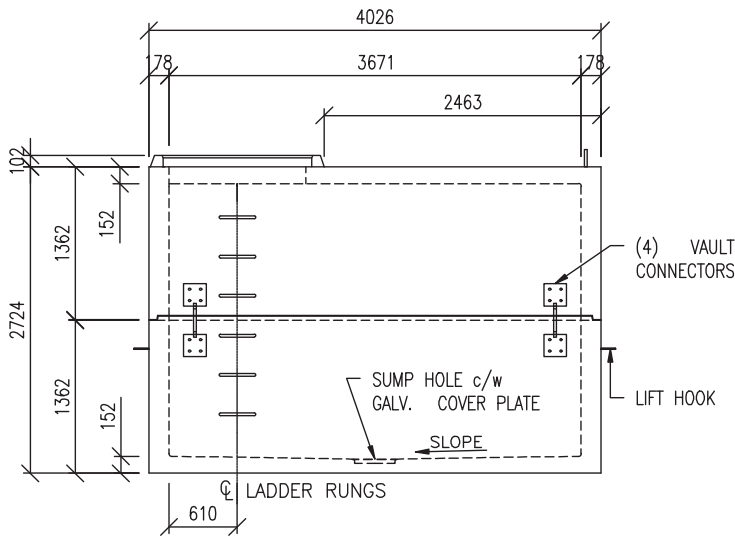
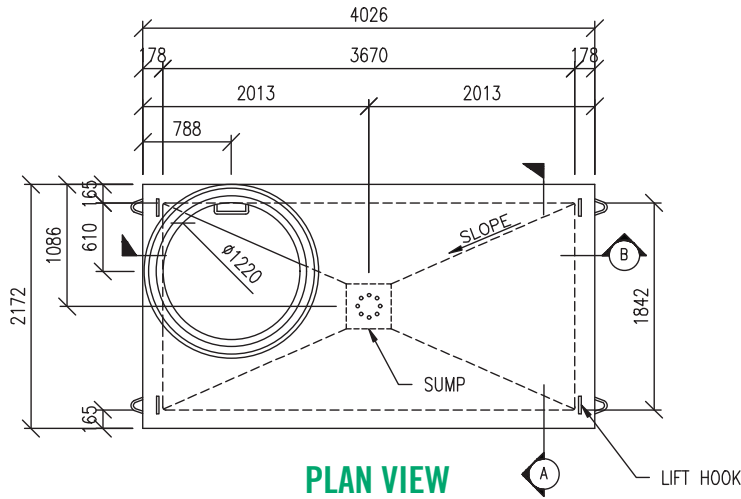


**SECTION-B**



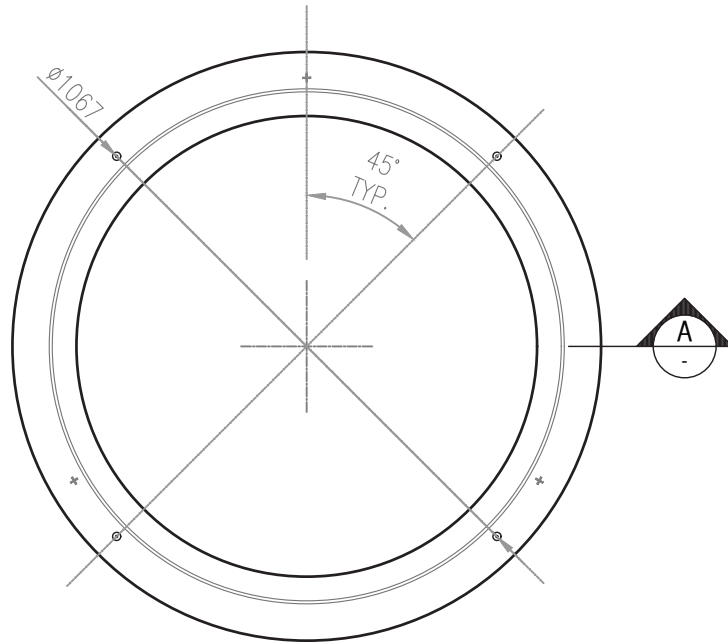
**SECTION-A**

CONCRETE:	MANUFACTURING REQUIREMENTS:	PRODUCT NOTES:
FINISH - SMOOTH COLOR - GREY 28 DAY - 30 MPa (TYPE HSb) MASS - 16,000kg. (35,200 lbs.)	CSA STANDARD: A23.4 (APPENDIX A&B) PCI STANDARD: MNL - 116/117 CPCI STANDARD: GROUP D - CATEGORY	EMBED IRON: VAULT CONNECTION HARDWARE, 25Ø (1") X 100(4") DEEP CLIMBING STEPS. ERECTION IRON: 900Ø X 150 CAST IRON FRAME AND COVER, 200 HIGH SLAB TOP, 150 HIGH ADAPTOR, RAMNECK GASKET, GALV. STEEL SUMP COVER PLATE




CONCRETE:	MANUFACTURING REQUIREMENTS:	PRODUCT NOTES:
FINISH - SMOOTH COLOR - GREY 28 DAY - 30 MPa (TYPE HSb) MASS - 17,320kg. (38,200 lbs.)	CSA STANDARD: A23.4 (APPENDIX A&B) PCI STANDARD: MNL - 116/117 CPCI STANDARD: GROUP D - CATEGORY	EMBED IRON: VAULT CONNECTION HARDWARE, 25Ø (1") X 100(4") DEEP CLIMBING STEPS. ERECTION IRON: 900Ø X 150 CAST IRON FRAME AND COVER, 200 HIGH SLAB TOP, 150 HIGH ADAPTOR, RAMNECK GASKET, GALV. STEEL SUMP COVER PLATE

PULL BOX AND  
 VAULT PRODUCTS




**TOP VIEW**




**SECTION-A**

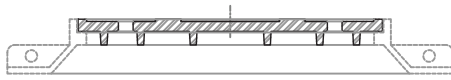
CONCRETE:		MANUFACTURING REQUIREMENTS:	
FINISH - SMOOTH COLOR - GREY 28 DAY - 30 MPa (TYPE HSb) MASS - 143kg. (315 lbs.)		CSA STANDARD: A23.4 (APPENDIX A&B) PCI STANDARD: MNL - 116/117 CPCI STANDARD: GROUP D - CATEGORY	
		EXTERNAL REF.:	
		FORTIS	



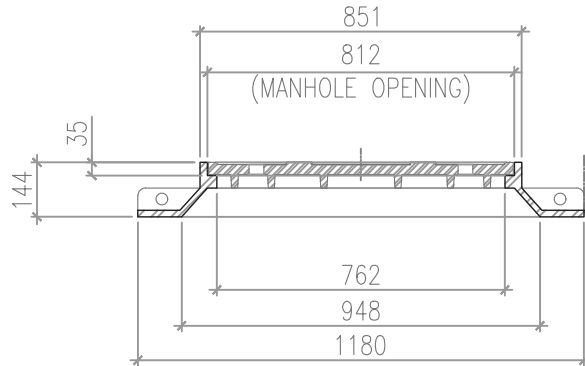
**1301-POWER COVER TOP VIEW**




**1303-BLANK COVER TOP VIEW**



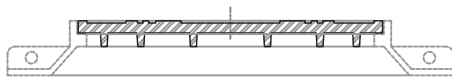
**SECTION**



**SECTION**



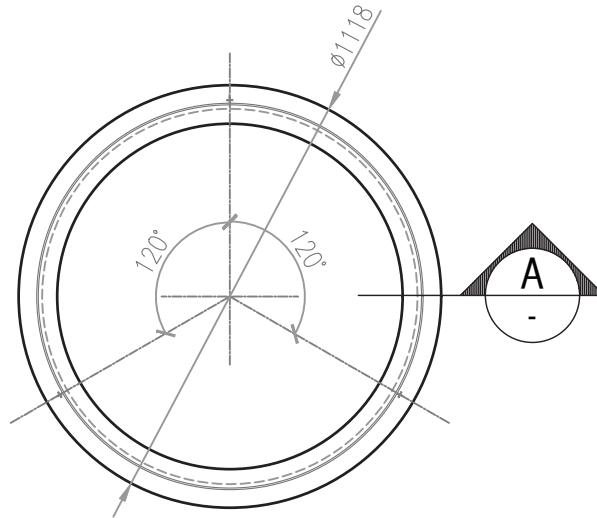
**1302-TEL COVER TOP VIEW**



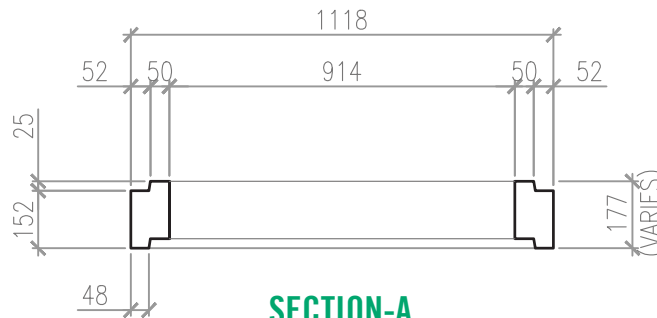
**SECTION**

CONCRETE:		MANUFACTURING REQUIREMENTS:	PRODUCTION NOTES: RATED FOR HS-20 LIVE LOAD. PROD. #1309- 1/2" OR 1" KENT SEAL. AVAILABLE FOR AN ADDITIONAL COST
FINISH - SMOOTH COLOR - GREY 28 DAY - 30 MPa (TYPE HSb) MASS - 150kg. (331 lbs.)		CSA STANDARD: A23.4 (APPENDIX A&B) PCI STANDARD: MNL - 116/117 CPCI STANDARD: GROUP D - CATEGORY	

SAP	PRODUCT CODE	'A'		WEIGHT (kg.)	
		mm	in	kg.	lbs.
R3606	3606	152	6	120	262
R3612	3612	305	12	240	524
R3618	3618	457	18	360	786
R3624	3624	610	24	475	1,048
R3630	3630	762	30	600	1,320
R3636	3636	914	36	715	1,573
R3642	3642	1067	42	835	1,837



**TOP VIEW**



**SECTION-A**

CONCRETE:	MANUFACTURING REQUIREMENTS:
FINISH - SMOOTH COLOR - GREY 28 DAY - 30 MPa (TYPE HSb) MASS - 120kg. (262 lbs.)	CSA STANDARD: A23.4 (APPENDIX A&B) PCI STANDARD: MNL - 116/117 CPCI STANDARD: GROUP D - CATEGORY

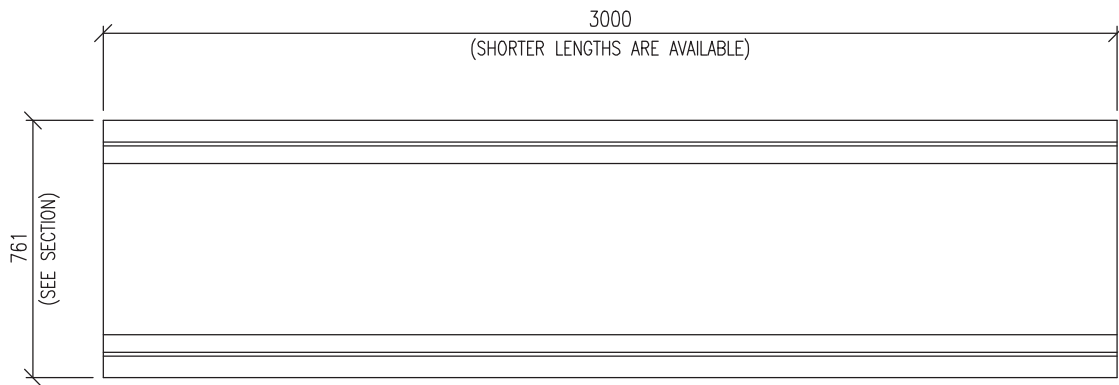


# PRECAST TRENCH SYSTEM





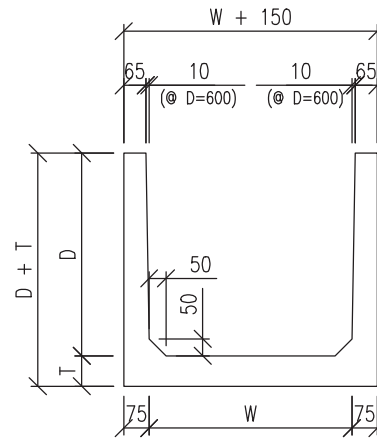
SAP	PRODUCT NO. (Trenches)	W	D	T	WEIGHT (kg./pc.)
MT6W3D9510LL	9510	600	300	75	740
			450	75	885
			600	75	1,030
MT9W3D9520LL	9520	900	300	75	900
			450	75	1,050
			600	75	1,195
MT12W3D9530LL	9530	1,200	300	90	1,210
			450	90	1,360
			600	90	1,505



**PLAN VIEW**



**ISOMETRIC**



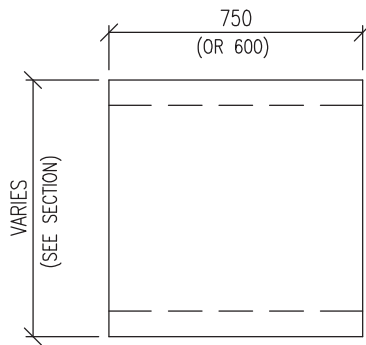
**SECTION**

[W = TRENCH INSIDE WIDTH]  
 [D = TRENCH INSIDE DEPTH]

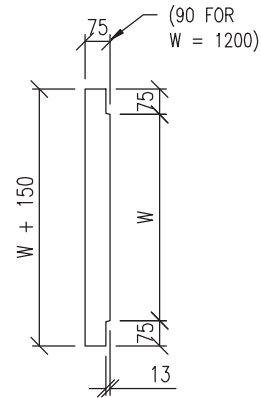
CONCRETE:	MANUFACTURING REQUIREMENTS:
FINISH - SMOOTH COLOR - GREY 28 DAY - 30 MPa (TYPE HSb) MASS - SEE CHART	CSA STANDARD: A23.4 (APPENDIX A&B) PCI STANDARD: MNL - 116/117 CPCI STANDARD: GROUP D - CATEGORY

PRECAST TRENCH SYSTEM


SAP	PRODUCT NO. (Trenches)	W	L	T	WEIGHT (kg./pc.)
MT6WD9511LL	9511	600	750	75	100
MT9WD9521LL	9521	900	750	75	140
MT12WD9531LL	9531	1,200	600	90	175



**PLAN VIEW**



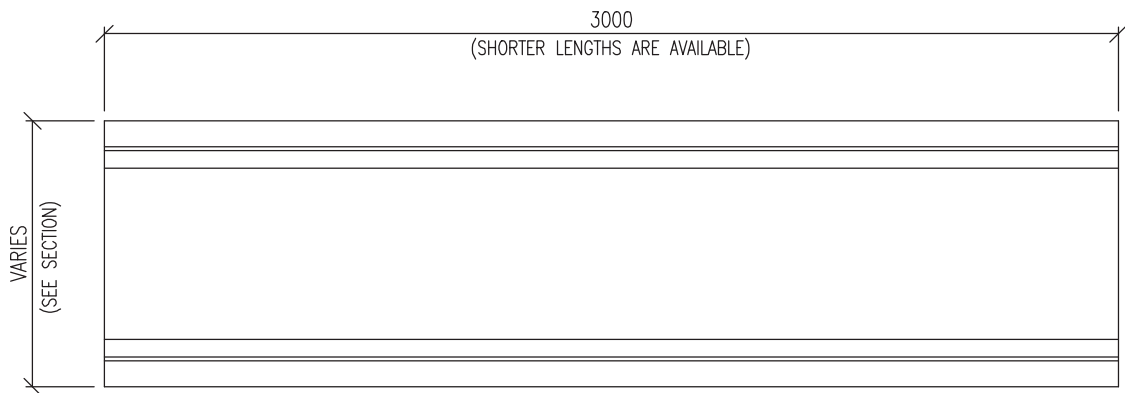
**SECTION**



**ISOMETRIC**

CONCRETE:	MANUFACTURING REQUIREMENTS:	
FINISH - SMOOTH COLOR - GREY 28 DAY - 30 MPa (TYPE HSb) MASS - SEE CHART	CSA STANDARD: A23.4 (APPENDIX A&B) PCI STANDARD: MNL - 116/117 CPCI STANDARD: GROUP D - CATEGORY	

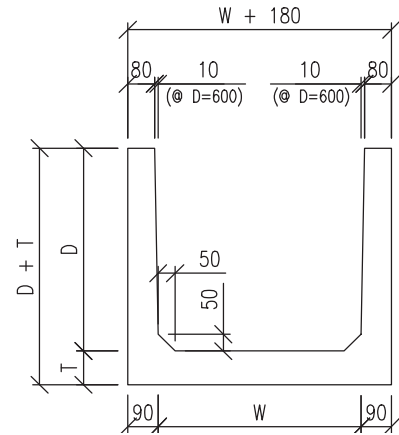
SAP	PRODUCT NO. (Trenches)	W	D	T	WEIGHT (kg./pc.)
MT6W9540ML	9540	600	300	100	960
			450	100	1,145
			600	100	1,320
MT9W9550ML	9550	900	300	100	1,175
			450	100	1,360
			600	100	1,535
MT12W9560ML	9560	1,200	300	100	1,390
			450	100	1,580
			600	100	1,750



**PLAN VIEW**



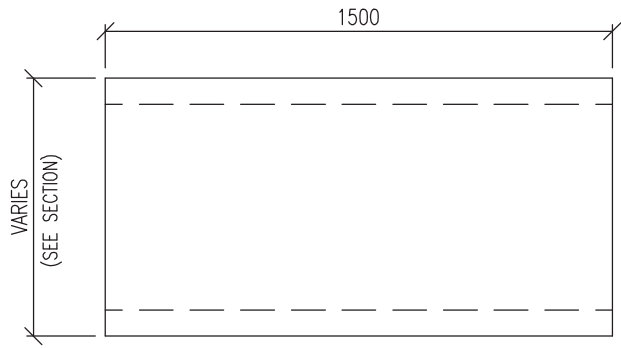
**ISOMETRIC**



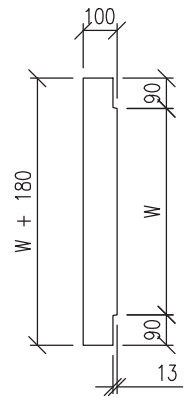
**SECTION**

CONCRETE:	MANUFACTURING REQUIREMENTS:
FINISH - SMOOTH COLOR - GREY 28 DAY - 30 MPa (TYPE HSb) MASS - SEE CHART	CSA STANDARD: A23.4 (APPENDIX A&B) PCI STANDARD: MNL - 116/117 CPCI STANDARD: GROUP D - CATEGORY


SAP	PRODUCT NO. (Trenches)	W	T	WEIGHT (kg./pc.)
MT6WD9541ML	9541	600	100	275
MT9WD9551ML	9551	900	100	380
MT12WD9561ML	9561	1,200	100	490



**PLAN VIEW**



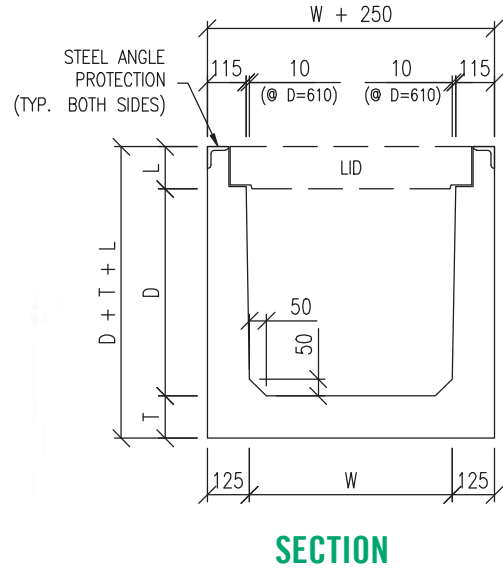

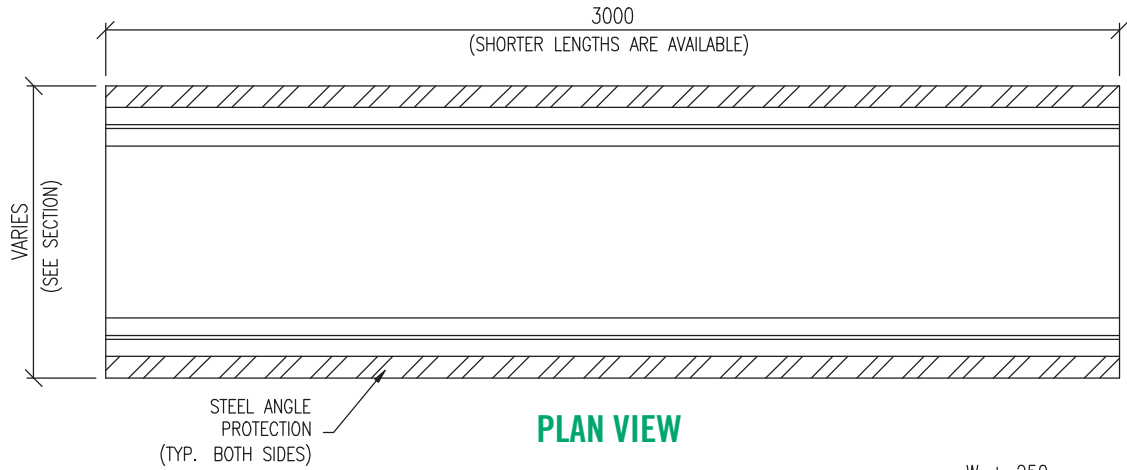
**SECTION**



**ISOMETRIC**

CONCRETE:		MANUFACTURING REQUIREMENTS:	
FINISH - SMOOTH		CSA STANDARD: A23.4 (APPENDIX A&B)	
COLOR - GREY		PCI STANDARD: MNL - 116/117	
28 DAY - 30 MPa (TYPE HSb)		CPCI STANDARD: GROUP D - CATEGORY	
MASS - SEE CHART			

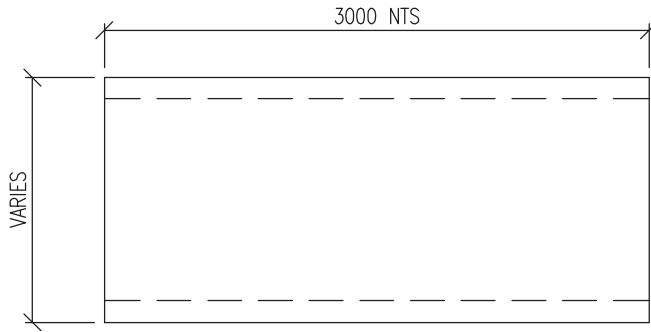
SAP	PRODUCT NO. (Trenches)	W	D	T	WEIGHT (kg./pc.)
MT6W9570HL	9570	600	300	125	1,450
			450	125	1,710
			600	125	1,960
MT9W9580HL	9580	900	300	125	1,750
			450	125	2,000
			600	125	2,250
MT12W9590HL	9590	1,200	300	125	2,010
			450	125	2,270
			600	125	2,520



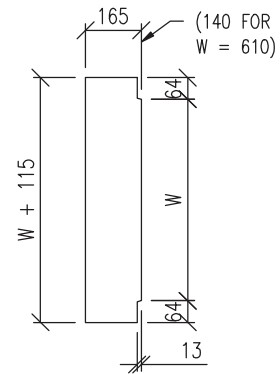
CONCRETE:	MANUFACTURING REQUIREMENTS:
FINISH - SMOOTH COLOR - GREY 28 DAY - 30 MPa (TYPE HSb) MASS - SEE CHART	CSA STANDARD: A23.4 (APPENDIX A&B) PCI STANDARD: MNL - 116/117 CPCI STANDARD: GROUP D - CATEGORY

PRECAST TRENCH SYSTEM


SAP	PRODUCT NO. (Trenches)	W	T	WEIGHT (kg./pc.)
MT6WD9571HL	9571	600	140	700
MT9WD9581HL	9581	900	165	1,160
MT12WD9591HL	9591	1,200	165	1,510



**PLAN VIEW**



**SECTION**



**ISOMETRIC**

CONCRETE:	MANUFACTURING REQUIREMENTS:	
FINISH - SMOOTH COLOR - GREY 28 DAY - 30 MPa (TYPE HSb) MASS - SEE CHART	CSA STANDARD: A23.4 (APPENDIX A&B) PCI STANDARD: MNL - 116/117 CPCI STANDARD: GROUP D - CATEGORY	